

Ending disease in Africa



Control, elimination,
and eradication efforts for
neglected tropical diseases



World Health
Organization

African Region

UHC/UCN

Universal Health Coverage/Communicable
and Noncommunicable Diseases



**Ending disease in Africa:
control, elimination, and
eradication efforts for neglected
tropical diseases, scoping
review of the literature in the
WHO African Region
since 1990**

UHC/UCN Cluster
World Health Organization
Regional Office for Africa
Brazzaville • 2023

Ending disease in Africa: control, elimination, and eradication efforts for neglected tropical diseases, scoping review of the literature in the WHO African Region since 1990

Reference number: WHO/AFRO/UCN:2023-03

© WHO African Region, 2023

Some rights reserved. This work is available under the Creative Commons Attribution-NonCommercial-ShareAlike 3.0 IGO licence (CC BY-NC-SA 3.0 IGO; <https://creativecommons.org/licenses/by-nc-sa/3.0/igo/>).

Under the terms of this licence, you may copy, redistribute and adapt the work for non-commercial purposes, provided the work is appropriately cited, as indicated below. In any use of this work, there should be no suggestion that WHO endorses any specific organization, products or services. The use of the WHO logo is not permitted. If you adapt the work, then you must license your work under the same or equivalent Creative Commons licence. If you create a translation of this work, you should add the following disclaimer along with the suggested citation: “This translation was not created by the World Health Organization (WHO). WHO is not responsible for the content or accuracy of this translation. The original English edition shall be the binding and authentic edition”.

Any mediation relating to disputes arising under the licence shall be conducted in accordance with the mediation rules of the World Intellectual Property Organization.

Suggested citation. Ending disease in Africa: control, elimination, and eradication efforts for neglected tropical diseases, scoping review of the literature in the WHO African Region since 1990. Brazzaville: WHO African Region, 2023.. Licence: [CC BY-NC-SA 3.0 IGO](https://creativecommons.org/licenses/by-nc-sa/3.0/igo/).

Cataloguing-in-Publication (CIP) data. CIP data are available at <http://apps.who.int/iris>.

Sales, rights and licensing. To purchase WHO publications, see <http://apps.who.int/bookorders>. To submit requests for commercial use and queries on rights and licensing, see <http://www.who.int/about/licensing>.

Third-party materials. If you wish to reuse material from this work that is attributed to a third party, such as tables, figures or images, it is your responsibility to determine whether permission is needed for that reuse and to obtain permission from the copyright holder. The risk of claims resulting from infringement of any third-party-owned component in the work rests solely with the user.

General disclaimers. The designations employed and the presentation of the material in this publication do not imply the expression of any opinion whatsoever on the part of WHO concerning the legal status of any country, territory, city or area or of its authorities, or concerning the delimitation of its frontiers or boundaries. Dotted and dashed lines on maps represent approximate border lines for which there may not yet be full agreement.

The mention of specific companies or of certain manufacturers' products does not imply that they are endorsed or recommended by WHO in preference to others of a similar nature that are not mentioned. Errors and omissions excepted, the names of proprietary products are distinguished by initial capital letters.

All reasonable precautions have been taken by WHO to verify the information contained in this publication. However, the published material is being distributed without warranty of any kind, either expressed or implied. The responsibility for the interpretation and use of the material lies with the reader. In no event shall WHO be liable for damages arising from its use.

All photos: ©WHO

Layout and design: WHO Regional Office for Africa, Brazzaville, Congo

Contents

iv Acknowledgements
& Abbreviations

31 Discussion

1 Executive summary

34 Conclusion

2 Background

35 References

4 Methods

38 Annexes

9 Results

Acknowledgements

This report was prepared by Abbie Barry, Adriana Campos and Caitlin Wolfe, as part of their scoping review of neglected tropical diseases in the World Health Organization Africa Region since 1990. The scoping review was conceptualized and coordinated by Benido Impouma and Bridget Farham.

Lead writers

Abbie Barry
Adriana Campos
Caitlin Wolfe

Reviewers

The final draft was reviewed by the following experts (listed alphabetically):

Dorothy Achu (TVD Team Lead)
Elizabeth Juma (ESPEN Team Lead) and the ESPEN team
Akpaka Kalu (Strategic Policy and Planning Team Lead)

Abbreviations

AIDS	acquired immunodeficiency syndrome
ESPEN	Expanded Special Project on Elimination of Neglected Tropical Diseases
HIV	human immunodeficiency virus
KAP	knowledge, attitudes and practice
MDA	mass drug administration
MDG	Millennium Development Goal
NTD	neglected tropical diseases
PEP	post-exposure prophylaxis
PREP	pre-exposure prophylaxis
PRISMA	Preferred Reporting Items for Systematic Reviews and Meta-Analyses
PROSPERO	International Prospective Register of Systematic Reviews
SAFE	surgery, antibiotics, facial cleanliness, environmental improvements
SDG	Sustainable Development Goal
STH	soil-transmitted helminths
UHC	universal health coverage
WASH	water, sanitation and hygiene
WHO	World Health Organization



Executive Summary

Neglected tropical diseases (NTDs) are a category of chronic, disabling, and at times disfiguring diseases and conditions that occur most commonly in the setting of extreme poverty. Historically, NTDs have received less attention and funding when compared to other diseases occurring in the same regions of the world. Several NTDs have internationally agreed upon targets for their control, elimination, and eradication. Nineteen countries in the WHO African Region have successfully eliminated at least one NTD, however recent gap analyses identified moderate to severe gaps across technical, strategy and service delivery, and enabling factors. This report summarizes the findings of a scoping review of published literature undertaken to highlight control, elimination, and eradication efforts towards NTDs across the WHO African Region over the last 30 years.

This systematic scoping review investigated the state of control, elimination, and eradication of NTDs in the 47 Member States of WHO African Region. Peer-reviewed publications on NTDs relevant to the African Region from January 1990 to December 2022 were identified through PubMed, Web of Science, and the Cochrane database. Technical reports and guidance documents from WHO, UN, partner websites and publications, academic and research institutions were sought and reviewed. Further, availability of country-specific multi-year NTD master plans were documented. The purpose of these efforts was to find relevant technical and guidance documents on the control, elimination, and eradication of NTDs in the WHO African Region.

Four hundred and eighty peer-reviewed articles were included in this scoping review, along with six Cochrane systematic reviews and 134 technical reports or programme evaluations. Peer-reviewed articles were categorized by thematic area of focus, study location, funding entity, and NTD. The availability of a national multi-year strategic plan for NTDs was also documented for each country in the WHO African Region. The two years from 2020 to present day saw the same if not more publications compared to the 2010 decade. The main themes of most included articles were general challenges, intervention outcomes and risk factors.



©WHO AFRO

This report provides a description of the published literature focusing on NTD control, elimination, and eradication in the WHO African Region since the 1990s. In addition to the focus on peer-reviewed literature, it is important to also investigate and discuss implementation of NTD control programmes in the region, as there is a need to standardize the diagnostic tools, MDA campaigns, and monitoring and evaluation activities for NTD programmes. Such standardization will allow for improved comparisons of NTD elimination, eradication, and control efforts, both within countries and between countries. A more integrated approach – rather than focusing on specific diseases, individually – can maximize the impact of available resources. Additionally, more attention is needed on NTD elimination, eradication, and control efforts among mobile or displaced populations, as these important subpopulations may be a source of re-emergence or recrudescence as countries move to interrupt transmission. Similarly, there is a need to address the NTD elimination, eradication, and control efforts in areas that are hard to reach, either due to remoteness or security concerns. Further, the establishment of academic partnerships or regional centers of excellence could be beneficial.

The findings from this review can contribute to regional strategy and position to further NTD control, elimination, and eradication initiatives and contribute to the scientific evidence base generated within the African continent.

Background

Neglected tropical diseases (NTDs) are a category of diseases and conditions that occur most commonly in the setting of extreme poverty, such as among the rural poor and disadvantaged urban populations [1,2,3]. These chronic, disabling, and at times disfiguring diseases have, historically, received less attention and funding than other diseases occurring in the same regions of the world [4]. With the exception of Chagas disease, all remaining NTDs are prevalent in World Health Organization (WHO) African Region, accounting for 40% of the global NTD burden [2] as of 2022.



©WHO AFRO

Several NTDs have internationally agreed upon targets for their control, elimination, and eradication [5, 6]. The definition of control, elimination, and eradication as pertaining to NTDs are summarized below in Table 1. Beyond the documented control strategies that exist for each NTD, 10 NTDs have been targeted for either elimination or eradication: (i) schistosomiasis and soil-transmitted helminths (STHs), (ii) onchocerciasis, (iii) lymphatic filariasis, (iv) trachoma, (v) yaws, (vi) Guinea worm, (vii) African trypanosomiasis (for *Trypanosoma brucei gambiense*), (viii) visceral leishmaniasis, (ix) leprosy, and (x) Chagas disease [5, 6]. However, not all elimination or eradication targets include the WHO African Region [6].

Table 1: Defining control, elimination, and eradication of NTDs [7]

Term	Definition
Control	Reduction of disease incidence, prevalence, morbidity and/or mortality to a locally acceptable level as a result of deliberate efforts; continued interventions are required to maintain the reduction. Control may or may not be related to global targets set by WHO.
Elimination (interruption of transmission)	Reduction to zero of the incidence of infection caused by a specific pathogen in a defined geographical area, with minimal risk of reintroduction, as a result of deliberate efforts; continued action to prevent re-establishment of transmission may be required. Documentation of elimination of transmission is called verification.
Elimination as a public health problem	A term related to both infection and disease, defined by achievement of measurable targets set by WHO in relation to a specific disease. When reached, continued action is required to maintain the targets and/or to advance interruption of transmission. Documentation of elimination as a public health problem is called validation.
Eradication	Permanent reduction to zero of the worldwide incidence of infection caused by a specific pathogen, as a result of deliberate efforts, with no risk of reintroduction. Documentation of eradication is termed certification.

Over the last decade, the number of people requiring interventions against NTDs has slowly declined [8]. Nineteen countries in the WHO African Region have successfully eliminated at least one NTD, with Togo notably eliminating four: Guinea worm disease, lymphatic filariasis, human African trypanosomiasis (HAT) (*gambiense*), and trachoma [8]. However, gap analyses conducted in 2019 identified moderate to severe gaps across technical (e.g., scientific understanding and effective interventions), strategy and service delivery (e.g., operational and normative guidance, monitoring and evaluation, health care infrastructure and workforce) and enabling (e.g., advocacy and funding, and capacity and awareness building) areas [7].

When the Millennium Development Goals (MDGs) were established in 2000, the 6th goal was to combat HIV/AIDS, malaria, and other diseases [9]. NTDs fell under Goal 6's "other diseases"- emphasizing the lack of specific focus or funding these diseases and conditions were receiving [10]. At the end of 2015, the MDGs were succeeded by the Sustainable Development Goals (SDGs) [11]. The SDGs focus on impact indicators, with SDG #3 (good health and wellbeing) sub-indicator focused exclusively on the number of people requiring interventions against neglected tropical diseases [12]. Additionally, the SDGs promote an integrated, multisectoral response [11], which aligns with the integrated approach leveraged against NTDs over the last decade [9, 13]. Further, interventions to address NTDs impact SDGs beyond health, including poverty reduction (SDG1), hunger (SDG2), education (SDG4), economic growth (SDG6), urban sustainability (SDG11), and resilience to climate change (SDG13) [13]. Further still, mass drug administration (MDA) campaigns against NTDs exemplify effective global partnerships (SDG17) [13].

Embedded within the SDGs is the focus on Universal Health Coverage (UHC) (SDG 3.8) [12]. This theme of ensuring that access to essential services is available to all who need them has been a hallmark of integrated NTD response efforts [13] and was a core tenet of WHO's "Roadmap for implementation" of the 2012 NTD Strategy [6]. The WHO Regional Office for Africa (WHO AFRO) continues monitoring progress towards this goal, particularly in light of the disruptions caused

by the COVID-19 pandemic, with disruptions to NTD services reported throughout 2020 and 2021 [14]

Encouragingly, however, even with continued population growth the percentage of people requiring NTD interventions in the WHO African Region decreased to 35.3% of the global total as of January 2023 [8], from 40% in 2022 [2]. Continued investments [15] and new partnerships [16] continue to fuel NTD control, elimination, and eradication efforts across the region. Building on prior decades of success and lessons learned, Ending the neglect to attain the Sustainable Development Goals: a road map for neglected tropical diseases 2021–2030 was endorsed at the World Health Assembly in 2020 [7]. Additionally, *Ending the neglect to attain the Sustainable Development Goals: a sustainability framework for action against neglected tropical diseases 2021–2030* was released in 2021 as a systematic method for identifying and harnessing synergies within NTD programmes, throughout the health system and across sectors to reach the targets for control, elimination, and eradication of NTDs [17]. Depending on the disease, noted gaps exist in scientific understanding of infection processes, epidemiology, animal reservoirs; capacity building and awareness among the health workforce; and advocacy and funding.

Following the suggested use of the sustainability framework [17], the preliminary results of a scoping review of published literature that was undertaken to highlight the efforts made towards the control, elimination, and eradication of NTDs across the WHO African Region over the last 30 years are presented here. This review explored the state of published literature focusing on NTD control, elimination, and eradication efforts; current technical reports and guidance documents; and funders of NTD control, elimination, and eradication research efforts. Aligned with the global emphasis on and efforts towards health and disease control in the buildup to the Millennium Development Goals (MDGs), this review summarizes the state of the science from January 1990 through December 2022. The findings from this preliminary review and subsequent report can contribute to regional strategy and position to further NTD control, elimination, and eradication initiatives and contribute to the scientific evidence base generated within the African continent.

Methods

This systematic scoping review investigated the state of control, elimination, and eradication of NTDs in the 47 Member States of WHO African Region. NTDs relevant to the African Region were included in the search strategy. This scoping review, conducted by a team of three consultants, is reported in accordance with the Preferred Reporting Items for Systematic Reviews and Meta-Analyses (PRISMA) statement and the PRISMA-ScR extension. The International Prospective Register of Systematic Reviews (PROSPERO) does not accept protocols for scoping reviews; therefore, the protocol for this review was not registered.



©WHO AFRO

Peer reviewed published literature

Search strategy



Comprehensive search strategies were created for PubMed, Cochrane, and Web of Science databases and included (i) scientific and common names for the NTDs of interest, (ii) the 47 member states of the WHO African Region, and (iii) control, elimination, and eradication keywords. The complete list of included diseases is provided in Annex A. Disease conditions were used instead of specific pathogen names (e.g., “schistosomiasis” or “bilharzia” instead of “schistosome or schistosoma”) to target articles focused on disease control, elimination, and eradication efforts among human populations instead of pathogen-focused laboratory studies. Of note, the search strategy was constructed to be intentionally broad and did not restrict for specific types of interventions for disease control, elimination, and eradication so as to capture as many relevant articles as possible. Searches of the literature were conducted on 3 December 2022 and again on 27 February 2023 with a custom date restriction from 1 January 1990 through 31 December 2022. Exported search results generated from the three databases were compiled in Microsoft Excel and deduplicated by title, year, and DOI. The full search strategies employed in each database are available in Annex B.

Inclusion and exclusion criteria



Two reviewers conducted title and abstract screening and the full-text review to assess the suitability of each paper result, with discordant results assessed by a third reviewer. The inclusion criteria for a full-text review were intentionally broad: the study setting must have included a member state of the WHO African Region and focused on an NTD of interest. All abstracts meeting these two qualifications were pulled for full-text review and assessed for final inclusion. During the full-text review process, exclusion criteria included the following reasons: (i) not focused on locations in the WHO African Region, (ii) not focused on one of the NTDs of interest, or (iii) not focused on elimination, eradication, or control efforts (e.g., commentaries or letters to editors, highly theoretical papers, etc.), (iii) articles focused on modelling or laboratory studies without field validation or reported application.

Extracting key results



Included articles were reviewed by two reviewers for NTD of interest, location, study type, study time period, study focus (e.g., MDA, health education intervention, etc.), and categories of information explored in each study (e.g., post-intervention prevalence, risk factors for NTD, social/cultural opinions of intervention, KAP study [knowledge, attitude, and practice]) based on the study objectives and methodology. Table 2 shows the thematic categories of information extracted during the full-text review. Articles that presented results from programme evaluations and or reviews of technical programmes were moved into the technical reports category and summarized separately.

Table 2: Thematic categories of information collected during full-text review

Cost analysis
Health education or behaviour
Intervention Case management or treatment-based interventions Environmental modification or vector control MDA SAFE WASH
Laboratory & diagnostics
Modelling
Other*
Prevalence or risk factors
Programme evaluation
Surveillance
Vaccination (animals & human)
*Studies that fell outside the pre-determined thematic categories were classified as “Other”

Thematic analysis of main themes and challenges



The discussion section of the included articles provided information on the main themes and challenges discussed in each article, and this information was extracted during either second or tertiary review. The main themes and challenges for articles included in the 2-3 most represented categories for each disease or group of diseases (e.g., Guinea worm: MDA, Guinea worm: vector control, Multiple NTDs: MDA, etc.) were compiled from the full-text data extraction table were consolidated for qualitative analysis to identify the 3-5 most common sub-themes using NVIVO [18]. Table 3 lists the disease categories used for the thematic analyses of main themes and challenges. Each consolidated list of main themes and challenges for each disease category were reviewed by two reviewers.

Table 3: Disease categories used for thematic analysis of main themes and challenges

NTD	Category	NTD	Category
Guinea worm	Non-intervention survey	Onchocerciasis	MDA
	Other		Vector
	Vector		Other
Human African trypanosomiasis	Non-intervention survey	Rabies	Vaccination campaign
	Vector		Non-intervention survey
Least reported*	Non-intervention survey	Schistosomiasis	Health education or behaviour
	Case management		MDA
	Other		Other
Lymphatic filariasis	MDA	Soil-transmitted helminths	Non-intervention survey
	Other		Other
	Vector		MDA
Multiple NTDs**	MDA	Trachoma	MDA
	Non-intervention survey		Other
	Other		Non-intervention survey

* Diseases with fewer than 5% of the included studies were grouped together as "Least reported." Diseases in this group included Buruli ulcer, chikungunya, echinococcosis, leishmaniasis, leprosy, loiasis, scabies, and yaws.

** Studies focused on two or more NTDs.

Abbreviations: MDA = mass drug administration; NTDs = neglected tropical diseases

The purpose of the thematic analysis was to identify the 3-5 main themes that were most present for each disease category. Table 4 shows the complete list of key main themes and related sub-themes, identified during the full-text reviews, that were included in the thematic analysis. Percent agreement and Cohen's kappa were calculated to determine the agreement between reviewers on the most-identified 3-5 main themes for each disease category.

Table 4: Main themes and sub-themes used for thematic analysis

Adverse events Frequency of adverse events Prevention of adverse events	General challenges Budgets Hard to reach areas or accessibility issues Health systems or structures Incomplete data Intervention acceptance Knowledge gaps Limited human or financial resources Maintaining post-intervention results/outcome Migration, movement, etc. Programme limitations Stigma Supplies and logistics	Laboratory and diagnostics Genetic testing, mutations, resistance related to CEE Testing, diagnostics, serological assays, etc.
Case-management Guinea worm extraction Rabies PEP Rabies PREP Rabies Post-vaccination titer levels Treatment		Risk factors Behavioural Environment Gender or sex Predictors for treatment compliance Sociodemographic or socioeconomic Transmission
Coendemicity Loiasis Onchocerciasis & lymphatic filariasis Schistosomiasis & STHs		SAFE (trachoma only)
		Statistical or GIS/spatial modelling
Community health workers CHW acceptance by community CHW education CHW experiences (thier own)	Health Education, Behaviour, Perspectives, & KAP Health behaviour Health education KAP Participants perspectives	Surveillance system Active case finding Surveillance to system performance Testing of Creating Surveillance System
Cost-analysis Cost of programme Projected costs Projected savings Saved costs	Innovations Machine learning New diagnostics Novel approaches	Vector-specific outcomes Barrier methods (e.g.,nets, etc.) Behavioural changes (vector) Biting rates Vector management practices Vector traps
COVID-19 related themes	Intervention coverage	
Decision making & programme planning	Intervention effectiveness Successful intervention or outcomes Non-successful intervention or outcomes	WASH (excluding trachoma) Latrines (in general) Safe water use (for any use)
General approaches CDTI-approach or bommunity-based initiative Comparing treatments Focus groups, qualitative work Integrated approach Network analysis R0 estimation Rabies vaccinations Special populations (refugees, migrants, etc.)	Intervention outcomes (human & vector) Long-term MDA impact* Morbidity related outcomes Post-intervention prevalence Post-intervention prevalence (vector-specific) Pre-intervention or baseline prevalence Pre-intervention or baseline prevalence (vector-specific) Recrudescence Risk reduction	<i>*not an intervention study, but measuring disease prevalence after years of or repeated MDA campaigns</i>

Extracting and coding funding data



Additionally, study funding information was extracted via Web of Science where available or manually collected during the full text review. Funding information was categorized by the main funding organization (e.g., if a programme or entity is funded by the Bill & Melinda Gates foundation, the main funding organization was listed as the Bill & Melinda Gates Foundation). The number of individual funders were counted for each study, and studies that were funded by multiple grants under the same main funder were counted under the main funder. Main international funding agencies, government agencies, universities, and other large collaborations were identified by name. While pharmaceutical agencies often donate medications or make contributions towards studies, these were not considered monetary funders. However, since funder data was pre-populated in the Web of Science export, the pharmaceutical agencies were categorized as “Pharmaceuticals or Similar Industry” when this information was included. Addition categories explored were Governments and University/ Academic Institutions.


Technical and guidance documents

In addition to searching the above-mentioned databases, a search of the WHO, UN, partner websites and publications, academic and research institutions was conducted. This search included websites and repositories of main NTD actors in the WHO African Region, including (i) the WHO Regional Office for Africa (WHO AFRO) publications [19], (ii) WHO AFRO's Expanded Special Project for Elimination of Neglected Tropical Diseases (ESPEN) [20], (iii) Uniting to Combat NTDs [21], (iv) organizations focused on complex humanitarian emergencies in the WHO African Region for NTD guidance in these settings (United Nations High Commission for Refugees [UNHCR] [22], the International Organization for Migration [IOM] [23], and the Inter-Agency Standing Committee (IASC) [24]), (v) Africa Centers for Disease Control and Prevention (Africa CDC) [25], and (vi) Nigeria Centre for Disease Control (Nigeria CDC) [26]. Further, availability of country-specific multi-year NTD master plans [27] were documented. The purpose of these efforts was to find relevant technical and guidance documents on the control, elimination, and eradication of NTDs in the WHO African Region.

Results

Peer-reviewed published Literature

A total of 1268 results were retrieved from the search strategies for PubMed (n=784), Web of Science (n=939), and Cochrane (n=8), respectively. After deduplication and title and abstract screening, 780 articles were sought for retrieval. A total of 772 articles were assessed for final inclusion eligibility and 480 were included in this report. The PRISMA diagram in Figure 1 details the identification, screening, and inclusion process. The summary of the full text articles reviewed by disease type are presented in Table 5.



©WHO AFRO

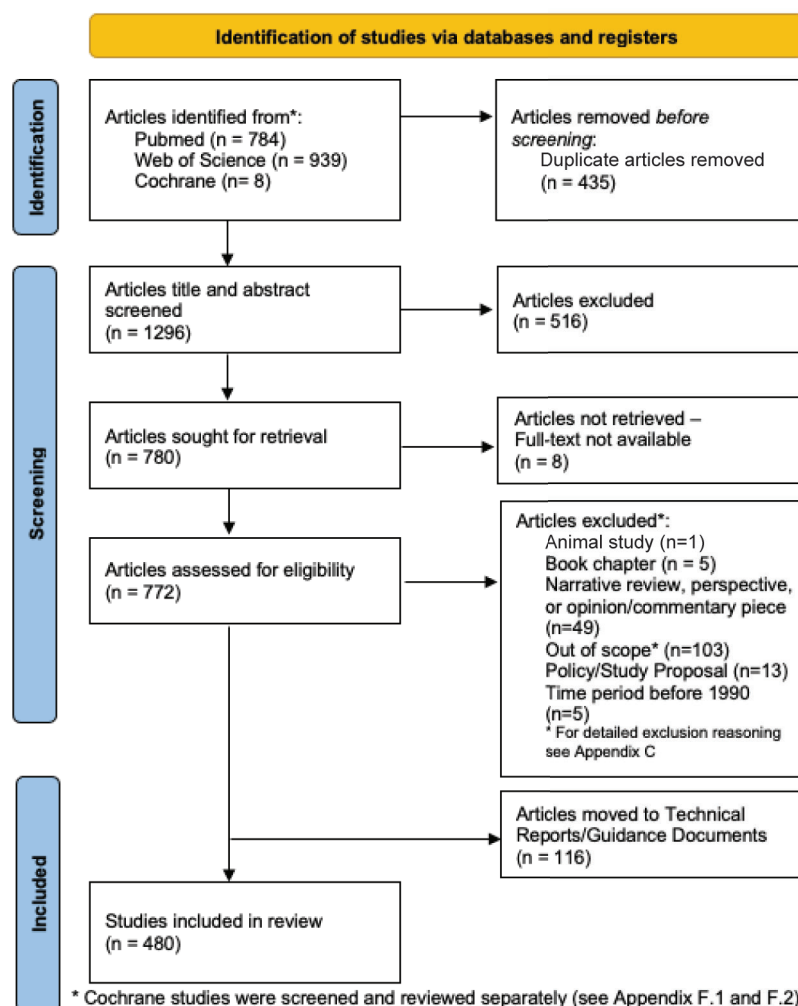


Figure 1. PRISMA diagram

PubMed and Web of Science Results



772 full-text articles were reviewed and 176 (22.8%) were excluded, 116 (15.0%) were technical reports or programme evaluations as presented in Table 5. The reasons for exclusion among the 176 excluded studies are provided in Annex C. Four hundred and eighty (62.2%) articles met the inclusion criteria and were included in the analysis. The number of articles returned for the disease specific NTD is shown in Table 5. All NTDs were covered in included articles except snake bite envenoming and chromoblastomycosis or deep mycoses. Most studies (n=430) reported on one NTD, with the highest number of articles on Lymphatic filariasis 18.1% (n=78), trachoma 18.1% (n=78), schistosomiasis 17.9% (n=77) and onchocerciasis 16.0% (n=69). Of the included articles, 10.4% (n=50) investigated two or more NTDs. Studies that combined two or more NTDs in one article were mostly reporting on schistosomiasis and STHs (n=16). The NTDs with the least number of studies were echinococcosis (n=1), loiasis (n=1), scabies (n=1), and chikungunya (n=2). There was no study that only focused on Dengue in the included articles. The full list of included studies is provided in Annex D.

Table 5: Summary of full-text review*

NTD of interest	Included N (%)	Technical report or programme evaluation	Excluded N (%)	Total N (%)
		N (%)		
Animal African trypanosomiasis	--	--	4 (2.2)	4 (0.5)
Buruli ulcer	4 (0.8)	1 (0.9)	1 (0.5)	6 (0.8)
Chikungunya	2 (0.4)	--	--	2 (0.3)
Dengue	--	--	2 (1.1)	2 (0.3)
Echinococcosis	1 (0.2)	--	--	1 (0.1)
Guinea worm	21 (4.4)	35 (30.2)	13 (7.0)	69 (8.8)
Human African trypanosomiasis	32 (6.7)	--	15 (8.1)	47 (6.0)
Human oesophagostomiasis	--	--	1 (0.5)	1 (0.1)
Leishmaniasis	3 (0.6)	--	2 (1.1)	5 (0.6)
Leprosy	7 (1.5)	2 (1.7)	7 (4.0)	16 (2.1)
Loiasis	1 (0.2)	--	1 (0.5)	2 (0.3)
Lymphatic filariasis	78 (16.3)	17 (14.7)	11 (6.3)	106 (13.7)
Multiple NTDs	50 (10.4)	8 (6.9)	31 (16.8)	89 (11.4)

NTD of interest	Included N (%)	Technical report or programme evaluation N (%)	Excluded N (%)	Total N (%)
Onchocerciasis	69 (14.4)	18 (15.5)	41 (23.3)	128 (16.6)
Podoconiosis	--	--	1 (0.5)	1 (0.13)
Rabies	30 (6.3)	11 (9.5)	2 (1.1)	43 (5.5)
Scabies	1 (0.2)	--	1 (0.5)	2 (0.3)
Schistosomiasis	77 (16.0)	12 (10.3)	17 (9.7)	106 (13.7)
Soil-transmitted helminths	21 (4.4)	4 (3.5)	11 (6.3)	36 (4.7)
Trachoma	78 (16.3)	7 (6.0)	12 (6.5)	97 (12.4)
Yaws	5 (1.0)	1 (0.9)	3 (1.6)	9 (1.2)
Total	480 (100)	116 (100)	176 (100)	772 (100)

Abbreviations: NTDs = Neglected tropical diseases

Zero values displayed as "--" for easier viewing

*** Does not include the 8 Cochrane articles; for detailed list of exclusion reasons including Cochrane database see Annex F.1.**

Figure 2 demonstrates the number of included articles by publication year. The articles included in this review were published from 1992 (n=1) to 2022 (n=59), with the number of publications steadily increasing from the early 2000s onward. Most of the studies included in this review were published in 2022 (n = 59).

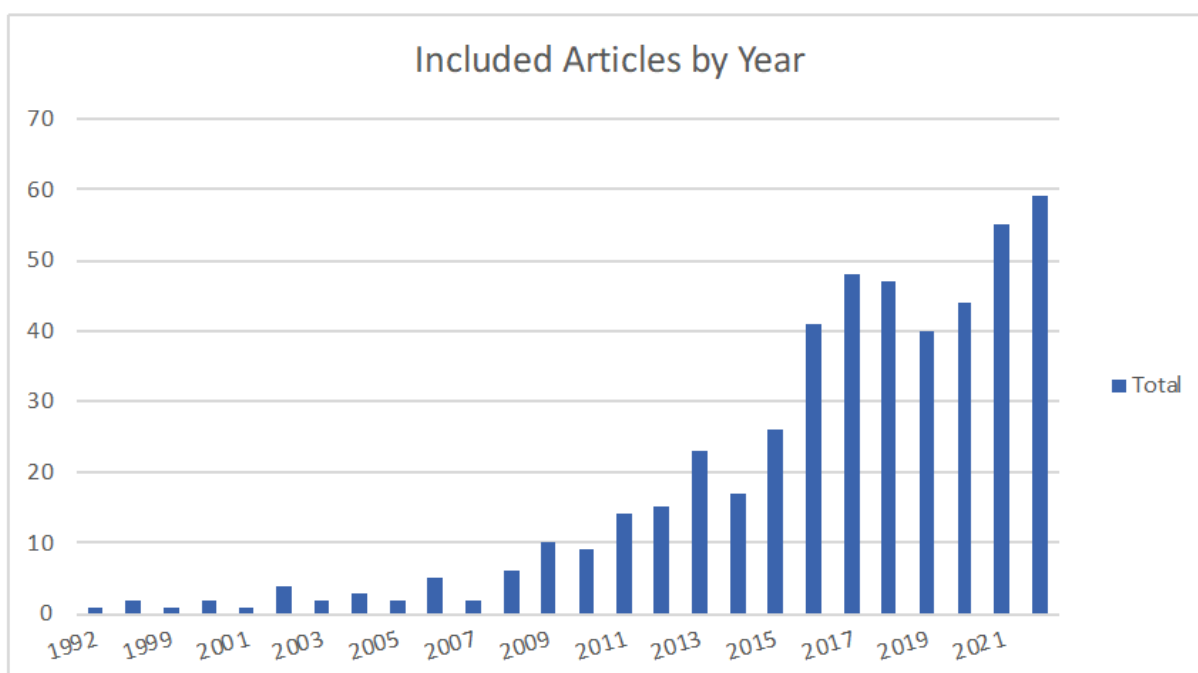


Figure 2. Number of included articles by year

Out of the 480 included articles, 105 were interventional studies and 375 were non-interventional. Forty-one (39.0%) of the 105 interventional studies were non-randomized intervention/control trials, 21 (20%) were community randomized trials and 20 (19.0%) were randomized control trials. The most commonly represented NTDs in the interventional studies were schistosomiasis (22.0%), trachoma (18.1%), human African trypanosomiasis (12.4%), lymphatic filariasis (12.4%) and onchocerciasis (7.6%). There were no interventional studies on chikungunya, echinococcosis and leishmaniasis. Most of the intervention studies were conducted in United Republic of Tanzania (19.0%), Ethiopia (11.4%) and Nigeria (9.5%).

Included Articles Study Settings

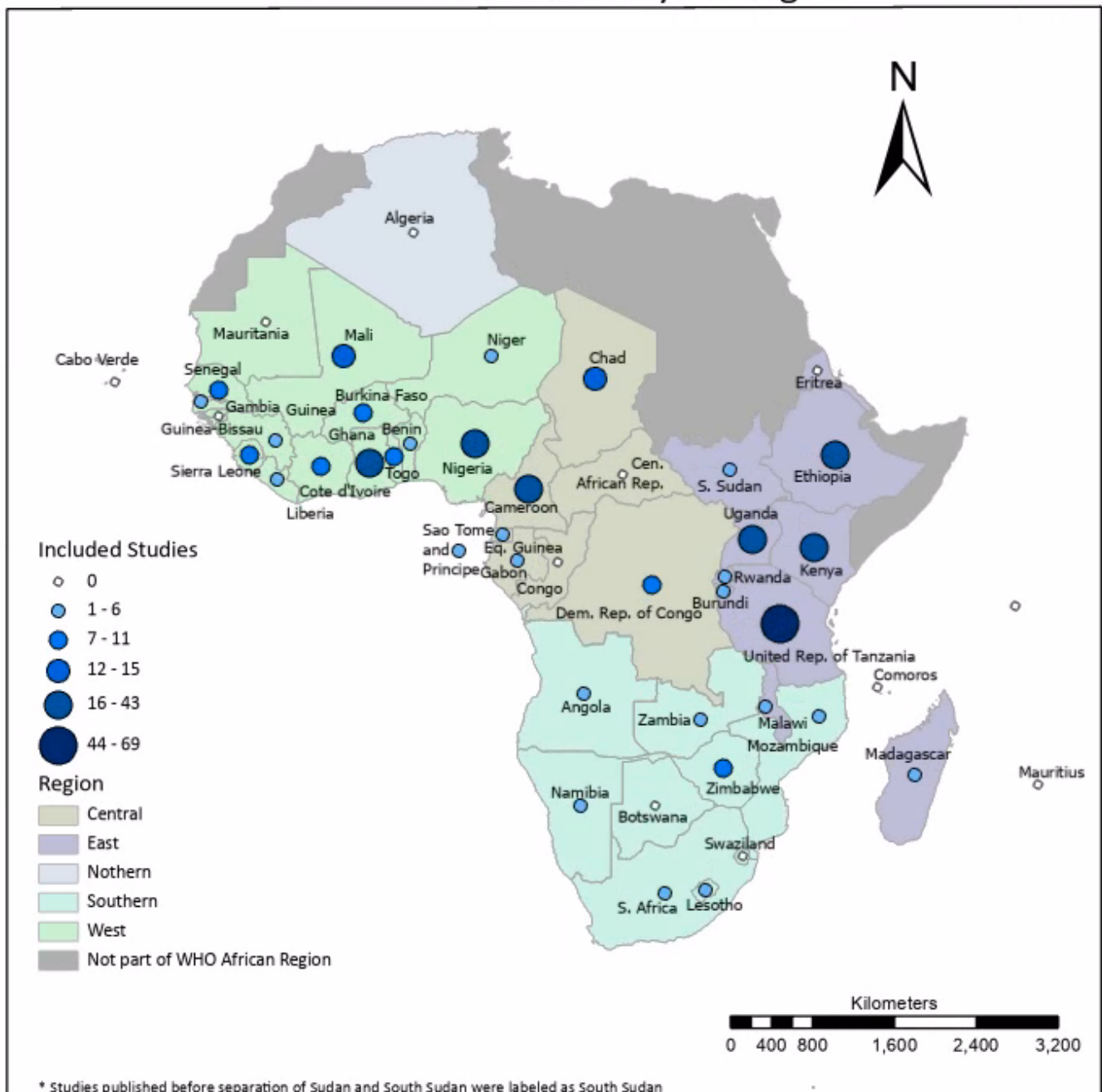


Figure 3. Count of included studies per country

The location of focus or study setting of the included articles are presented in Table 6. Most study settings were in one country (n=427), however, out of the 480 included articles, 9.4% (n=45) focused on locations in two or more countries both in and out of the WHO African Region. Out of the 45, 34 focused on locations in the WHO African Region only and 11 included countries outside of the region. Additionally, 1.0% (n=5) were global in scope and the study setting was unclear for 3 articles (0.6%). Out of the 427 articles that focused on locations in one country, the United Republic of Tanzania (16.2%) was the location of the study setting in the highest number of included articles, followed by Ethiopia (10.1%), Nigeria (9.6%), Kenya (9.4%), Ghana (7.5%), Cameroon (7.3%) and Uganda (6.3%). Out of the 69 articles that focused on studies conducted in the United Republic of Tanzania, 58 articles focused on studies that were conducted in mainland Tanzania and 11 in Zanzibar. Among the included articles, only article each focused on locations in Angola, Lesotho, Liberia, Madagascar, Namibia, Sudan, and São Tomé and Príncipe. None of the included articles focused on locations in Algeria, Botswana, Cabo Verde, Central African Republic, Comoros, Congo, Eritrea, Eswatini, Guinea Bissau, Mauritania, Mauritius, or Seychelles. Figure 3 demonstrates the total number of articles from studies conducted in countries in the WHO African Region.

As presented in Table 6, two of the four studies on Buruli ulcer were conducted in Ghana, one in Cameroon and one in Côte d'Ivoire. The only study focused on echinococcosis was conducted in Sudan. The location or study setting of the first study on Chikungunya was in Senegal and the second was a multi-country study that included Kenya and Comoros. Chad had the

largest share of articles focused on Guinea worm (57.1%, n=12) followed by Nigeria (19.0%, n=4). Among articles that focused on human African trypanosomiasis, 25% (n=8) and 15.6% (n=5) of were conducted in Democratic Republic of Congo and Uganda, respectively. Other countries that were represented by at least one article related to the elimination and/or eradication of human African trypanosomiasis included Burkina Faso, Cameroon, Chad, Côte d'Ivoire, Ethiopia, Ghana, Guinea, Nigeria, South Sudan, Zambia, and Zimbabwe. The two included articles that focused on leishmaniasis were conducted in Ethiopia and Kenya.

Of the seven articles that focused on leprosy, one of each study was conducted in Burkina Faso, Cameroon, Ethiopia, Mozambique, Nigeria, and Uganda. Of note, the last leprosy study was a multi-country study including countries in and out of the WHO African Region. Most articles focusing on lymphatic filariasis were based on studies conducted in United Republic of Tanzania (20.5%; n=16), Ghana (16.7%; n=13), Kenya (14.1%; n=11) and Nigeria (12.8%; n=10). For onchocerciasis, most articles were based on studies conducted in Cameroon (31.9%; n=22) and Uganda (14.5%; n=10). Of note, 10.1% (n=7) of the onchocerciasis articles were from studies conducted in two or more countries (multiple countries). Most of the articles on rabies were from studies conducted in Nigeria (13.3%; n=4), United Republic of Tanzania (13.3%; n=4), Kenya (10.0%; n=3), and South Africa (10.0%; n=3). Of note, 13.3% (n=4) of rabies articles were from studies conducted in more than one country. The only article focusing on scabies was conducted in Ethiopia.

Among the articles focusing on schistosomiasis, 28.6% (n=22) were from studies conducted in the United Republic of Tanzania, 11 of which were conducted in mainland Tanzania and 11 in Zanzibar. An additional 18.2% (n=14) of articles focusing on schistosomiasis were based on studies conducted in Kenya, while at least one article focusing on schistosomiasis control and elimination originated from studies in 19 countries. The majority of articles on the control and elimination of soil-transmitted helminths were from studies conducted in Kenya (%; n=7). Other countries where

articles reporting the efforts towards the control and elimination of soil transmitted helminths were published and included in this report were Benin, Cameroon, Ethiopia, Ghana, Mozambique, Nigeria, Sierra Leone, United Republic of Tanzania (mainland) and Zimbabwe. Ethiopia (34.6%; n=27) had the highest number of trachoma articles, followed by United Republic of Tanzania (mainland) (23.1%; n=18) and Nigeria (10.1%; n=8). The articles on Yaws were from studies conducted in Ghana. Two out of the four (50%) were conducted in Ghana, the other two were in multiple countries within and outside of the WHO African Region.

Table 6: Number of articles by NTD and study setting

Location	Neglected Tropical Disease																	
	Buruli ulcer	Chikungunya	Echinococcosis	Guinea worm	Human African trypanosomiasis	Leishmaniasis	Leprosy	Lotasis	Lymphatic filariasis	Multiple NTDs	Onchocerciasis	Rabies	Scabies	Schistosomiasis	Soil-transmitted helminths	Trachoma	Yaws	Total
Angola	-	-	-	-	-	-	-	-	-	1	-	-	-	-	-	-	-	1
Benin	-	-	-	-	-	-	-	-	1	-	-	-	-	1	1	-	-	3
Burkina Faso	-	-	-	-	3	-	1	-	-	-	3	-	-	1	-	1	-	9
Burundi	-	-	-	-	-	-	-	-	-	-	-	-	-	1	-	1	-	2
Cameroon	1	-	-	-	1	-	1	1	2	2	22	-	-	-	1	-	-	31
Chad	-	-	-	12	1	-	-	-	-	-	-	0	-	-	-	1	-	14
Côte d'Ivoire	1	-	-	-	2	-	-	-	1	1	1	-	-	4	-	-	-	10
Democratic Republic of Congo	-	-	-	-	8	-	-	-	-	1	2	-	-	-	-	-	-	11
Equatorial Guinea	-	-	-	-	-	-	-	-	-	-	3	-	-	-	-	-	-	3
Ethiopia	-	-	-	1	1	1	1	-	2	-	4	2	1	2	1	27	-	43
Gabon	-	-	-	-	-	-	-	-	-	-	2	-	-	-	-	-	-	2
Gambia	-	-	-	-	-	-	-	-	1	2	-	-	-	-	-	3	-	6
Ghana	2	-	-	1	1	-	-	-	13	2	4	-	-	2	1	3	3	32
Guinea	-	-	-	-	2	-	-	-	-	-	-	-	-	-	-	1	-	3
Kenya	-	-	-	-	-	1	-	-	11	4	-	3	-	14	7	-	-	40
Lesotho	-	-	-	-	-	-	-	-	-	-	-	1	-	-	-	-	-	1
Liberia	-	-	-	-	-	-	-	-	-	1	-	-	-	-	-	-	-	1
Madagascar	-	-	-	-	-	-	-	-	-	-	-	-	-	1	-	-	-	1

Neglected Tropical Disease																		
Location	Buruli ulcer	Chikungunya	Echinococcosis	Guinea worm	Human African trypanosomiasis	Leishmaniasis	Leprosy	Loiasis	Lymphatic filariasis	Multiple NTDs	Onchocerciasis	Rabies	Scabies	Schistosomiasis	Soil-transmitted helminths	Trachoma	Yaws	Total
Malawi	-	-	-	-	-	-	-	-	1	-	-	-	-	1	-	1	-	3
Mali	-	-	-	-	-	-	-	-	6	1	1	2	-	2	-	3	-	15
Mozambique	-	-	-	-	-	-	1	-	1	-	-	1	-	1	1	-	-	5
Namibia	-	-	-	-	-	-	-	-	-	-	-	1	-	-	-	-	-	1
Niger	-	-	-	-	-	-	-	-	-	-	-	-	-	-	-	2	-	2
Nigeria	-	-	-	4	1	-	1	-	10	4	3	4	-	3	3	8	-	41
Rwanda	-	-	-	-	-	-	-	-	-	-	-	-	-	2	-	-	-	2
São Tomé e Príncipe	-	-	-	-	-	-	-	-	-	1	-	-	-	-	-	-	-	1
Senegal	-	1	-	-	-	-	-	-	-	1	1	-	-	4	-	-	-	7
Sierra Leone	-	-	-	-	-	-	-	-	4	3	1	-	-	1	1	-	-	10
South Africa	-	-	-	-	-	-	-	-	-	2	-	3	-	-	-	-	-	5
South Sudan	-	-	-	1	1	-	-	-	-	1	1	-	-	-	-	2	-	6
Sudan**	-	-	1	-	-	-	-	-	-	-	-	-	-	-	-	-	-	1
Togo	-	-	-	-	-	-	-	-	3	3	-	-	-	-	-	-	-	6
Uganda	-	-	-	-	5	-	1	-	1	4	10	2	-	3	-	1	-	27
United Republic of Tanzania	-	-	-	-	-	-	-	-	16	5	1	4	-	22	3	18	-	69
Zambia	-	-	-	-	1	-	-	-	-	-	-	2	-	2	-	1	-	6
Zimbabwe	-	-	-	-	1	-	-	-	-	-	-	1	-	4	1	-	-	7

** Studies occurring before separation of Sudan and South Sudan were included.

All included articles were stratified into one or more thematic or intervention areas related to the control, elimination, or eradication of NTDs, as shown in Table 7. Mass drug administration (MDA) was the most common thematic area, with the impact or effectiveness of MDA for the control and elimination of NTDs investigated in 159 articles, most of which were focused on Lymphatic filariasis (28.9%), onchocerciasis (20.1%), trachoma (17.0%) and schistosomiasis (13.8%). The second and third most common thematic areas among included articles were (i) non-intervention or survey related studies (n=99), and (ii) other thematic areas related to the control, elimination and/or eradication of NTDs (n=76). Of note, in the non-intervention or survey category, the most common sub-categories investigated risk factors associated with NTDs and/or NTD control, elimination and/or eradication (n=16; 16.2%), 12 (12.1%) articles were knowledge, attitude and

practice studies and pre-intervention and baseline prevalence of the disease(s). Eight (8.1%) articles were on testing or creating disease surveillance systems. Out of the 99 articles in the non-intervention or survey category, trachoma (26.3%), rabies (12.1%) and Guinea worm (11.1%) were most represented. Of note in the other category, 24 (31.6) articles were focused on diagnostics for NTDs to better establish disease burden for appropriate action, 4 (5.3%) were on genetic testing, mutations, resistance related to control, elimination, and eradication of NTDs, and 3 (3.9%) were on cost-analysis and NTD morbidity related outcomes each. The remaining articles in the other category included studies that investigated community workers' roles or NTD interventions' effectiveness, programme planning or decision making etc. The NTDs most represented in the other category included schistosomiasis (19.7%) and onchocerciasis (17.1%)

Table 7: Thematic area of included articles by NTD

Neglected tropical disease	Thematic area									
	Case-management for treatment based interventions	Health behavioural/environmental (e.g., WASH/SAFE)	Health knowledge/education (e.g., campaign, intervention)	MDA	Multiple focus	Non-intervention/Survey	Other	Statistical/GIS-modelling	Vaccination campaign	Vector or environmental modification (non-human)
Buruli ulcer	–	–	–	–	1	2	1	–	–	–
Chikungunya	–	–	–	–	–	1	1	–	–	–
Echinococcosis	–	–	–	–	–	1	–	–	–	–
Guinea worm	2	–	–	–	1	11	3	2	–	2
Human African trypanosomiasis	3	–	1	–	2	8	5	2	–	11
Leishmaniasis	–	–	–	–	–	2	–	1	–	–
Leprosy	4	–	–	–	–	1	2	–	–	–
Loiasis	1	–	–	–	–	–	–	–	–	–
Lymphatic filariasis	2	–	–	46	7	4	7	6	–	6
Multiple NTDs	–	–	2	22	3	10	12	1	–	–
Onchocerciasis	1	–	–	32	5	6	13	5	–	7
Rabies	–	–	1	–	1	12	3	–	13	–
Scabies	–	–	–	1	–	–	–	–	–	–
Schistosomiasis	2	2	7	22	10	8	15	9	–	2
Soil transmitted helminths	–	–	–	8	1	7	4	–	–	1
Trachoma	4	5	2	27	4	26	7	1	–	2
Yaws	1	–	–	1	–	–	3	–	–	–
Total	20	7	13	159	35	99	76	27	13	31

Abbreviations: MDA = Mass drug administration; M&E = monitoring and evaluation; SAFE = Surgery, antibiotics, facial hygiene, and environmental change; WASH = Water, sanitation, hygiene and education.

Thirty-one articles investigated the effectiveness or impact of environmental modification or vector control interventions against NTDs, most of which were focused on human African trypanosomiasis (35.5%), onchocerciasis (22.6%), and lymphatic filariasis (19.4%). Twenty-seven articles presented results from modelling studies that used primary and/or secondary data to develop and/or validate a model to answer questions related to NTD control, elimination and/or eradication, including expected timelines to reach the different

targets and how the combination of multiple interventions would contribute to accelerating their achievement. Twenty articles focused on case management and treatment. The least represented thematic areas of included articles were focused on health knowledge/education interventions (n=13), vaccination campaigns (n=13) and health behavioural or environmental interventions including WASH/SAFE interventions (n=7). While Table 7 demonstrates the thematic area by NTD, Table 8 demonstrates the thematic area by country of the articles included in this scoping review.

Table 8: Thematic area of included articles by country

Location	Thematic area									
	Case-management for treatment based interventions	Health behavioural/environmental (e.g., WASH/SAFE)	Health knowledge/education (e.g., campaign, intervention)	MDA	Multiple focus	Non-intervention/Survey	Other	Statistical/GIS-modelling	Vaccination campaign	Vector or environmental modification (non-human)
Angola	-	-	-	-	-	-	1	-	-	-
Benin	-	-	-	1	-	2	-	-	-	-
Burkina Faso	1	-	-	2	-	2	2	-	-	2
Burundi	-	-	-	-	-	1	1	-	-	-
Cameroon	2	-	-	18	1	2	4	3	-	1
Chad	-	-	-	-	1	9	2	1	-	1
Côte d'Ivoire	-	-	1	3	1	1	3	1	-	-
Democratic Republic of Congo	2	-	-	2	-	3	2	-	-	2
Equatorial Guinea	-	-	-	1	-	2	-	-	-	-
Eritrea										
Ethiopia	1	3	2	17	5	9	1	2	1	2
Gabon	-	-	-	1	-	-	-	1	-	-
Gambia	1	-	-	2	-	2	-	-	-	1
Ghana	2	-	1	13	2	2	8	2	-	2
Guinea	1	-	-	-	-	1	-	-	-	1
Kenya	-	1	1	14	4	9	7	2	1	1

Location	Thematic area									
	Case-management for treatment based interventions	Health behavioural/environmental (e.g., WASH/SAFE)	Health knowledge/education (e.g., campaign, intervention)	MDA	Multiple focus	Non-intervention/Survey	Other	Statistical/GIS-modelling	Vaccination campaign	Vector or environmental modification (non-human)
Lesotho	-	-	-	-	-	1	-	-	-	-
Liberia	-	-	-	1	-	-	-	-	-	-
Madagascar	-	-	-	-	-	-	-	1	-	-
Malawi	-	-	-	1	-	-	-	2	-	-
Mali	1	-	1	8	1	2	-	-	2	-
Mozambique	1	-	1	-	-	1	-	-	-	2
Namibia	-	-	-	-	-	-	-	-	1	-
Niger	-	-	-	1	-	-	1	-	-	-
Nigeria	3	-	1	11	3	14	4	2	1	2
Rwanda	-	-	-	1	-	-	-	1	-	-
São Tomé e Príncipe	-	-	-	1	-	-	-	-	-	-
Senegal	-	-	-	3	-	2	2	-	-	-
Sierra Leone	-	-	-	7	-	3	-	-	-	-
South Africa	-	-	-	-	-	3	-	-	2	-
South Sudan	-	-	1	1	-	2	-	1	-	1
Sudan**	-	-	-	-	-	1	-	-	-	-
Togo	-	-	-	4	1	1	-	-	-	-
Uganda	-	-	-	10	3	5	3	1	-	5
United Republic of Tanzania	3	2	3	29	11	10	6	2	-	3
Zambia	-	-	-	-	-	1	3	-	2	-
Zimbabwe	-	-	1	2	-	1	2	-	-	1

Abbreviations: MDA = Mass drug administration; M&E = monitoring and evaluation; SAFE = Surgery, antibiotics, facial hygiene, and environmental change; WASH = Water, sanitation, hygiene and education.

Thematic analysis



Across all 28 categories for thematic analysis, general challenges were the most prevalent main theme (identified in 20 categories), followed by intervention outcomes (identified in 8 categories) and risk factors (identified in 7 categories), as shown in Table 9. The full list of most prevalent themes identified by both reviewers is available in Annex E. Reviewer agreement on the five most common main themes per category ranged from 72.7-100% (Cohen's Kappa range 0.224-1).

Among the reported general challenges, common sub-themes included incomplete data, migration or human movement, programme limitations, accessibility issues (e.g., hard to reach areas), knowledge gaps, and intervention acceptance. Common sub-themes among intervention outcomes included post-intervention prevalence, long-term MDA impact, recrudescence, and morbidity-related outcomes. Common sub-themes among risk factors include transmission risk factors, behavioural risk factors, environmental risk factors, and reservoir risk factors. Of note, co-endemicity was commonly reported in articles discussing onchocerciasis, lymphatic filariasis, loiasis, schistosomiasis, and soil-transmitted helminths.

Table 9: Main themes identified by both reviewers per category

NTD	Category (no. articles)	Top 3 main themes identified by both reviewers (listed alphabetically)	% Agreement	Cohen's Kappa	p-value
Guinea worm	Non-intervention survey (12)	General challenges	90.9%	0.741	<0.001
		Geographic or location trends			
		Risk factors			
	Other (3)	General challenges	95.5%	0.867	<0.001
		Risk factors			
		WASH (excluding trachoma)			
	Vector (3)	Cost analysis	95.5%	0.867	<0.001
		General challenges			
		Vector-specific outcomes			
Human African trypanosomiasis	Non-intervention survey (10)	General challenges	81.1%	0.482	0.0237
		Risk factors			
		Surveillance system			
	Vector (12)	General approaches	81.1%	0.482	0.0237
		General challenges			
		Vector-specific outcomes			

NTD	Category (no. articles)	Top 3 main themes identified by both reviewers (listed alphabetically)	% Agreement	Cohen's Kappa	p-value
Least reported*	Non-intervention survey (9)	General challenges	90.9%	0.694	0.0011
		Risk factors			
		Vector-specific outcomes			
	Case management (7)	Adverse events	95.5%	0.861	<0.001
		Case management			
		General challenges			
	Other (10)	Co-endemicity	90.9%	0.741	<0.001
		General challenges			
		Health education, behaviour, perspectives, KAP			
Lymphatic filariasis	MDA (63)	Co-endemicity	90.9%	0.741	<0.001
		Intervention coverage			
		Intervention outcomes			
	Other (10)	Co-endemicity	81.8%	0.482	0.0237
		Laboratory & diagnostics			
		Program planning & decision making			
	Vector (10)	General challenges	81.8%	0.482	0.0237
		Intervention outcomes			
		Vector-specific outcomes			
Multiple NTDs	MDA (4)	Community health workers	90.9%	0.741	<0.001
		General challenges			
		Health education, behaviour, perspectives, KAP			
	Non-intervention survey (3)	General approaches	86.4%	0.595	0.0014
		Health education, behaviour, perspectives, KAP			
		programme planning & decision making			
	Other (5)	Co-endemicity	81.8%	0.482	0.0237
		Cost analysis			
		General challenges			
Onchocerciasis	MDA (42)	Co-endemicity	100.0%	1	<0.001
		General approaches			
		General challenges			
	Vector ^o (16)	Intervention outcomes	81.8%	0.506	0.0051
		Vector-specific outcomes			
	Other (8)	Co-endemicity	90.9%	0.741	<0.001
		General challenges			
Laboratory & diagnostics					

NTD	Category (no. articles)	Top 3 main themes identified by both reviewers (listed alphabetically)	% Agreement	Cohen's Kappa	p-value
Rabies	Vaccination campaign (15)	Case management	90.9%	0.741	<0.001
		General approaches			
		General challenges			
	Non-intervention survey (16)	Case management	100.0%	1	<0.001
		General approaches			
		General challenges			
Schistosomiasis	Health education or behaviour (15)	General challenges	81.8%	0.482	0.0237
		Health education, behaviour, perspectives, KAP			
		Risk factors			
	MDA [‡] (41)	General challenges	72.7%	0.224	0.294
		Intervention outcomes			
	Other [‡] (20)	Intervention outcomes	72.7%	0.224	0.294
Laboratory & diagnostics					
Soil-transmitted helminths	Non-intervention survey (11)	Health education, behaviour, perspectives, KAP	90.9%	0.741	<0.001
		Innovations			
		Risk factors			
	Other (7)	Case management	90.9%	0.741	<0.001
		Laboratory & diagnostics			
		programme planning & decision making			
	MDA (22)	General approaches	90.9%	0.741	<0.001
		Intervention coverage			
		Intervention outcomes			
Trachoma	MDA (28)	General challenges	81.8%	0.482	0.0237
		Intervention outcomes			
		Risk factors			
	Other (26)	Case management	81.8%	0.482	0.0237
		General challenges			
		Intervention outcomes			
	Non-intervention survey (10)	General challenges	81.8%	0.482	0.0237
		Innovations			
		Laboratory & diagnostics			

* Diseases with fewer than 5% of the included studies were grouped together as "Least reported." Diseases in this group included Buruli ulcer, chikungunya, echinococcosis, leishmaniasis, leprosy, loiasis, scabies, and yaws.

** Studies focused on two or more NTDs.

‡ Both reviewers agreed on two of the top 5 most prevalent main themes.

The specified search strategy for the Cochrane database returned 8 results, as shown in Annex F.1 and F.2. Three reviews focused on trachoma (Burton et al., 2015; Ejere et al., 2015; Rabiou et al., 2012), two focused on lymphatic filariasis (Taylor et al., 2022; Macfarlane et al., 2019), and one each focused on ascariasis (STH) (Conterno et al., 2020), diarrhoea and STHs (Majorin et al., 2019) and dental caries (Schwendicke et al., 2021). Schwedicke et al. (2021) was excluded during the title and abstract screening phase as the focus was not on one of the diseases of interest. Majorin, et al. (2019) was excluded during full-text review, as the articles included in this review from countries in the WHO African Region focused on general diarrhoeal and child growth outcomes rather than STH control, elimination, or eradication, or any outcomes specific to STHs.



Overall, the six included reviews focused on health education (hygiene promotion) and health behaviour (hygiene behaviour) (n=4), case management or treatment-based interventions (n=3), WASH, (n=3) and MDA (n=2). Across these six reviews, 48 articles focused on data from countries in the WHO African Region, where three countries represented the majority of study settings (United Republic of Tanzania [n=14], Ethiopia [n=9], and Kenya [n=7]). Only two articles were published before 1990. Of these 48 relevant articles, 13 (27.1%) were captured in the search strategy used for this review, and all 13 were included following full-text review. Among the included articles from the Cochrane reviews captured in this scoping review, most focused on MDA for Lymphatic filariasis. Of note, the search strategy for this review focused on control, elimination, and eradication of the diseases of interest, whereas most of the articles that not captured in this review focused on clinical efficacy treatment regimens or drug combinations.

Funders of research activities in the WHO African Region

Overall



There were over 200 unique funders listed in the included studies, ranging from individual donors to international NGOs and governments (see Annex G for full list). Sixty-three (5.93%) had missing funding data (labelled as “None or Not available”) and nine (0.82%) were labelled as “Unclear/unknown” (i.e., their funding organization was listed but the authors were unable to decipher the organization). If mentioned, pharmaceutical companies were kept, but were not included in the count for the top funders if present, since typically pharmaceutical donations are not considered funding. Since 1990, the top 5 entities mentioned as a source of funding for a peer-reviewed publication from the included studies were the Bill & Melinda Gates Foundation (n = 103), United States Agency for International Development (USAID) (n=66), Department for International Development (DFID) (n=65), US National Institutes of Health (n=52), and the World Health Organization (n=36). Table 10 displays the top 12 funding agencies (excluding categories such as “Not available”), their frequency, and their respective percentage. For the overall funder table individual universities and governments are categorized as “Universities” and “Governments”, respectively.

Table 10: Identified funding agencies and frequency in included articles

Funding organization	Frequency	% of total
Bill & Melinda Gates Foundation	103	9.40%
United States Agency for International Development (USAID)	66	6.02%
UK Department for International Development (DFID)	65	5.93%
Governments	60	5.47%
Universities	53	4.84%
US National Institutes of Health	52	4.74%
World Health Organization (WHO)	36	3.28%
The Wellcome Trust	35	3.19%
UK Research and Innovation (UKRI)	28	2.55%
Carter Center	26	2.37%
European Union	26	2.37%
The Task Force for Global Health	23	2.10%
Special Programme for Research and Training in Tropical Diseases (TDR)	18	1.64%
Centers for Disease Control and Prevention (CDC)	18	1.64%
Coalition for Operational Research in Neglected Tropical Diseases (CORNTD)	15	1.37%
Sightsavers	13	1.19%
United Nations Children’s Fund (UNICEF)	10	0.91%
Research to Prevent Blindness	9	0.82%
Lions Club	8	0.73%
Children’s Investment Fund Foundation (CIFF)	7	0.64%
National Science Foundation	7	0.64%
Danish International Development Agency (DANIDA)	7	0.64%
World Bank	7	0.64%

Funding summary by year



All included articles published in 1992, 1996, 2000, 2001, 2003, had no funding agencies listed. Annex H displays the entire list of funders by year (1990-2022). During 2000 to 2009, most articles were missing funders (n=11) and the top funders mentioned were the Wellcome Trust (n=4), US National Institutes of Health (n=3), Carter Center (n=3), Centers for Disease Control and Prevention (n=3), and government agencies (n=3). Pharmaceutical agencies were mentioned in 4 articles.

Figure 4 showcases the top 20 funders from 2000 to 2022. Throughout the first two decades of the 2000s, articles published between 2010 to 2019 reported more funding entities than articles published between 2000 to 2009 (Figure 4). While there are only three years’ worth of data relating to 2020 to 2022, it is evident that, in articles published during those three years, there are already a large number of funding agencies involved compared to the two previous decades. The Carter Center was listed as a funding entity in 12 articles published between 2010 to 2019 and was listed as a funding entity in 11 articles published between 2020 and 2022. Similarly, during the first three years of the 2020 decade, the European Union and the Coalition for Operational Research in Neglected Tropical Diseases (CORNTD) both surpassed the number of articles where they were listed as funding entities compared to articles published in the 2010 decade.

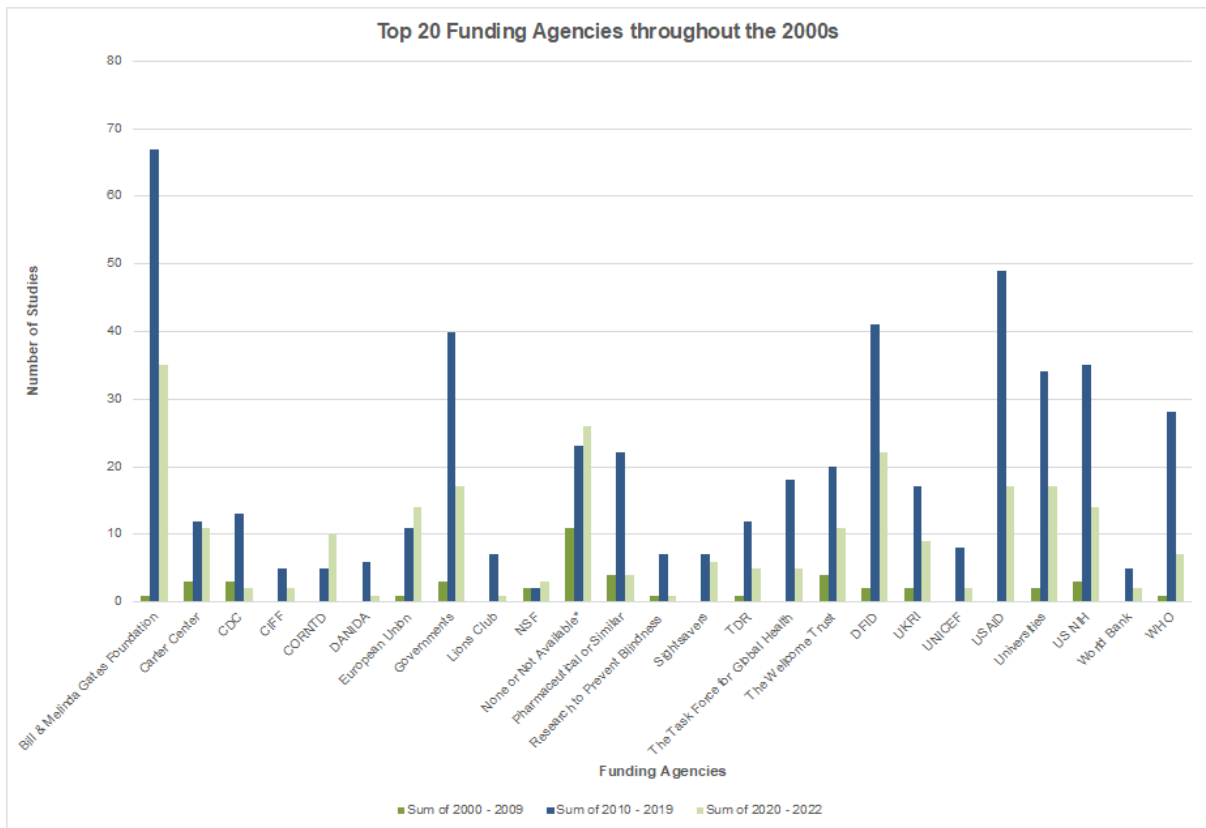


Figure 4. Funding entities by decade

Funding summary by NTD



When considering the articles that provided funding information, most were focused on trachoma (20%), lymphatic filariasis (17%), Guinea worm (13%), onchocerciasis (12%), and schistosomiasis (12%) (Figure 5 shows rounded estimates). Articles exploring more than one NTD were categorized as “Multiple” in this illustration.

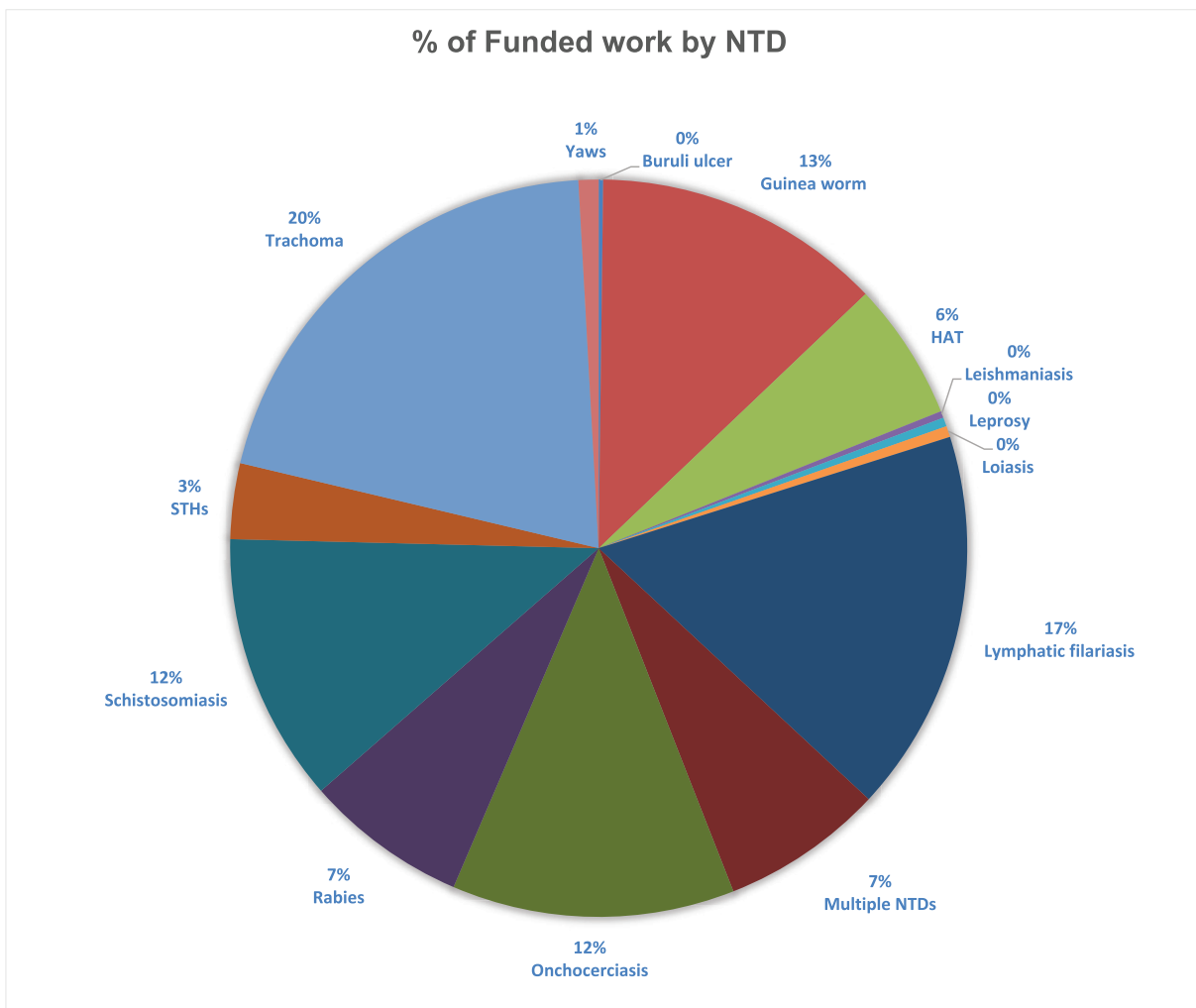


Figure 5. NTDS represented in articles with funding information

Funding summary by location



Excluding articles without clear funding information, the top 5 locations represented in the articles included in this review were the United Republic of Tanzania (14%), multi-country settings (11%), Kenya and Ethiopia tied for third place (9%), Nigeria and Cameroon tied for fourth place, and Ghana and Uganda tied for fifth place (Table 11). The entire list can be found in Annex I.

Table 11: Common locations among articles with funding information

Location	Frequency
United Republic of Tanzania	14% (59)
Multiple countries	11% (44)
Kenya	9% (37)
Ethiopia	9% (35)
Nigeria	7% (30)
Cameroon	7% (27)
Ghana	6% (26)
Uganda	6% (25)

Funding summary by entity



The top two government funders by significant margins were the United States of America (including agencies such as USAID, CDC, NIH, etc.) and the United Kingdom government agencies (e.g., UKRI, DFID, etc.), listed n=152 and n=103 times, respectively. Meanwhile, the top three academic institutions listed were the University of Georgia (USA; n=7), Johns Hopkins University (USA; n=5), and Stanford University (USA) and Copenhagen University (Denmark) (n=3 for both). Further, pharmaceutical agencies were listed 30 times in the included studies (Table 12). Pfizer (n=10) and GlaxoSmithKline (GSK) (n=8) were listed the most often.

Table 12: Pharmaceutical agencies Listed

Pharmaceutical agency	Frequency
Pfizer	10
GlaxoSmithKline (GSK)	8
Johnson & Johnson	3
RTI International	2
Alcon Research Institute	2
Merck	2
Gilead Sciences	1
Sanofi	1
Novartis	1
Grand total	30

Technical and guidance documents

The published availability of multi-year NTD master plans for countries in the WHO African Region are presented in Table 13. Thirty-seven of the 47 countries in the region had published at least one multi-year strategic plan. The 10 countries without available multi-year strategic plans were Algeria, Cabo Verde, Cameroon, Central African Republic, Lesotho, Mauritania, Mauritius, Mozambique, Uganda, and Zimbabwe. Of note, only five countries (Ethiopia, Rwanda, South Africa, United Republic of Tanzania, and Zambia) had a master plan that was still current. The multi-year master plans of Congo and Equatorial Guinea were current through 2022 while 26 other countries had plans that expired in 2020. Generally, the multi-year NTD master plans were divided into four categories: (i) NTD Situation Analysis, (ii) Strategic Agenda: Purpose and Goals, (iii) Implementing the Strategy: NTD Operational Framework, and (iv) Budgeting for Impact: Estimates and Justifications. Of the countries that had published at least one multi-year NTD masterplan, all provided information on their respective NTD situational analysis. All countries except for Eswatini had strategic agenda and NTD operational framework components. A designated budget component was included in the NTD master plan for all except 7 countries (Côte d’Ivoire, Democratic Republic of Congo, Equatorial Guinea, Eritrea, Eswatini, Namibia, and São Tomé and Príncipe). The list of available strategic plans and corresponding links is available in Annex J.

Table 13: Availability and content of multi-year NTD strategic plan by country

Country	Availability of Multi-year NTD strategic plan (Year)	Part 1: NTD situational analysis	Part 2: Strategic Agenda – Purpose and Goals	Part 3: Implementing the strategy: NTD Operational Framework	Part 4: Budgeting for Impact: Estimates and Justifications
Algeria	No	--	--	--	--
Angola	Yes (2017 – 2021)	√	√	√	√
Benin	Yes (2016 – 2020)	√	√	√	√
Botswana	Yes (2015–2020)	√	√	√	√
Burkina Faso	Yes (2016–2020)	√	√	√	√
Burundi	Yes (2016–2020)	√	√	√	√
Cabo Verde	No	--	--	--	--
Cameroon	No	--	--	--	--
Central African Republic	No	--	--	--	--
Chad	Yes (2016–2020)	√	√	√	√
Comoros	Yes (2016–2020)	√	√	√	√
Congo	Yes (2018 – 2022)	√	√	√	√

Country	Availability of Multi-year NTD strategic plan (Year)	Part 1: NTD situational analysis	Part 2: Strategic Agenda – Purpose and Goals	Part 3: Implementing the strategy: NTD Operational Framework	Part 4: Budgeting for Impact: Estimates and Justifications
Côte d'Ivoire	Yes (2016 – 2020)	√	√	√	?
Democratic Republic of Congo	Yes (2016–2020)	√	√	√	?
Equatorial Guinea	Yes (2018–2022)	√	√	√	X
Eritrea	Yes (2015–2020)	√	√	√	X
Eswatini	Yes (2015–2020)	√	X	X	X
Ethiopia	Yes (2021–2025)	√	√	√	√
Gabon	Yes (2013–2016)	√	√	√	√
Gambia	Yes (2015–2020)	√	√	√	√
Ghana	Yes (2016 – 2020)	√	√	√	√
Guinea	Yes (2017–2020)	√	√	√	√
Guinea-Bissau	Yes (2014 – 2020)	√	√	√	√
Kenya	Yes (2016–2020)	√	√	√	√
Lesotho	No	--	--	--	--
Liberia	Yes (2016 – 2020)	√	√	√	√
Madagascar	Yes (2016 – 2020)	√	√	√	√
Malawi	Yes (2015-2020) (2022-2026)*	√	√	√	√
Mali	Yes (2017–2021)	√	√	√	√
Mauritania	No	--	--	--	--
Mauritius	No	--	--	--	--
Mozambique	No	--	--	--	--
Namibia	Yes (2015 – 2020)	√	√	√	X

Country	Availability of Multi-year NTD strategic plan (Year)	Part 1: NTD situational analysis	Part 2: Strategic Agenda – Purpose and Goals	Part 3: Implementing the strategy: NTD Operational Framework	Part 4: Budgeting for Impact: Estimates and Justifications
Niger	Yes (2016 – 2020)	√	√	√	√
Nigeria	Yes (2015 – 2020)	√	√	√	√
Rwanda	Yes (2019–2024)	√	√	√	√
São Tomé e Príncipe	Yes (2016 – 2020)	√	√	√	X
Senegal	Yes (2016–2020)	√	√	√	√
Seychelles	Yes (2015–2020)	√	√	√	√
Sierra Leone	Yes (2016 - 2020)	√	√	√	√
South Africa	Yes (2019 – 2025)	√	√	√	√
South Sudan	Yes (2016 – 2020)	√	√	√	√
Togo	Yes (2016–2020)	√	√	√	√
Uganda	No	--	--	--	--
United Republic of Tanzania	Yes (2021–2026)	√	√	√	√
Zambia	Yes (2019–2023)	√	√	√	√
Zimbabwe	No	--	--	--	--

√ = part is presented in the official multi-year NTD master plan; X = part is not presented in the official multi-year NTD master plan; -- official multi-year NTD master plan not available; * master plan under development; ? = status unknown.

In addition to the multi-year NTD master plans, other relevant documents identified included technical reports. Forty-four technical reports were reviewed as part of this scoping review: 28 from the U.S. Centers for Disease Control and Prevention (CDC), 10 from WHO ESPEN, five from Uniting to Combat NTDs, and one from WHO. Of note, the U.S. CDC repository was not searched directly, as the sources targeted for this review were focused on entities located in the WHO African Region and organizations focused on NTDs; however, the 28 CDC technical reports were captured in the search strategy used for peer-reviewed literature and were moved to the technical report category during the full text review stage because they were not original research articles. Five out of the 10 ESPEN and all five of the Uniting to Combat NTDs reports were annual update reports on the London declaration on Neglected Tropical Diseases [28], an initiative where global health and development organizations committed to join the fight against NTDs. Twenty-five of the 28 U.S. CDC reports were on Guinea worm and the yearly progress updates towards the global eradication of the disease from 2002 through to 2022. The complete list of technical reports included in this review is available in Annex K.

Further, among the PubMed and Web of Science results, any articles that presented a review or evaluation of NTD programmes, activities, or outcomes was classified as a programme evaluation study and treated as its own subcategory of results (Annex D, n=116). The three most commonly represented diseases among the programme evaluation-type results were Guinea worm (n=35), onchocerciasis (n=18), and Lymphatic filariasis (n=16). The three most commonly represented countries among these results were the African Region (more than one unspecified country, n=30), Ghana (n=15), and Nigeria (n=9). Of note, the diseases least represented in the programme evaluation literature included STHs (n=4), leprosy (n=3), Buruli ulcer (n=1), and yaws (n=1). The full list of technical reports and programme evaluation literature is available in Annex K.

Discussion

This report summarizes the findings of a scoping review of published literature undertaken to highlight control, elimination, and eradication efforts towards NTDs across the WHO African Region over the last 30 years. The findings from this preliminary review and subsequent report can contribute to regional strategy and position to further NTD control, elimination, and eradication initiatives and contribute to the scientific evidence base generated within the African continent. The results indicate that there are significant gaps in the total number of published scientific articles available in publications depending on disease and country. Based on the articles included in this review, the number of publications focused on the control, elimination, and/or eradication of NTDs in the WHO African Region steadily increased from the early 2000s onward. Most of the articles included in this review were published in 2021, and overall, there were many articles published in the first three years of the 2020 decade. The large number of studies published in the first three years of the 2020 decade may be due efforts towards meeting SDG goals by the 2030 deadline, more funding opportunities as additional attention is given NTDs, and increased efforts to highlight NTD control, elimination, eradication research.

Per the findings, among the included articles, there were no scientific publications on NTD control, elimination, or eradication conducted in several African countries, namely Algeria, Botswana, Cabo Verde, Central African Republic, Comoros, Congo, Eritrea, Eswatini, Guinea Bissau, Mauritania, Mauritius, and Seychelles. However, this is not because NTDs are not endemic in all those countries. In 2021, ESPEN reported that one or more NTDs were endemic and at least one preventive chemotherapy was required in all those countries except for Mauritius and Seychelles [29]. It remains essential to conduct studies aimed at assessing true disease burden in these locations, and this aligns closely with the highlighted importance of investing in



©WHO AFRO

scientific understanding. Further, these kinds of localized analyses are necessary and remain important due to a lack of generalizability and different disease dynamics across locations.

Additionally, the number of studies and the research initiatives the studies summarized were conducted across the region were not evenly distributed, as shown in Table 5 and Figure 3. Countries in the East and West Africa regions were the locations for the majority of the articles included in this review while there were notably less from the Central and Southern regions. Additionally, over half of the included articles published on NTD control, elimination and eradication were conducted in United Republic of Tanzania (16.2%), Ethiopia (10.1%), Nigeria (9.6%), Kenya (9.4%), Ghana (7.5%), Cameroon (7.3%) and Uganda (6.3%). All these countries have a documented high burden of NTDs. In 2021, ESPEN [29] reported that Cameroon, Ethiopia, Nigeria and United Republic of Tanzania required preventive chemotherapy (PC) for five NTDs. Ghana and Kenya required PC for four NTDs. Conversely, six countries had only one included article on NTD control, elimination, or eradication since 1990. Of these six countries, South Sudan required PC for five NTDs, Angola required PC for four NTDs, Madagascar, and São Tomé

and Príncipe each required PC for three NTDs, and Lesotho required PC for one NTD [29]. To address this discrepancy, it is important to further investigate existing gaps in terms of local research capacity and funding.

Based on the findings from this scoping review, there were also disparities among which diseases were focused on. Trachoma (16.3%), lymphatic filariasis (16.3%), schistosomiasis (16.0%), and onchocerciasis (14.4%) were the NTDs most represented in the articles included in this review. This was further reflected in the thematic areas of the included articles, as most focused on MDA, and MDA is routinely implemented for the control and elimination of these NTDs [30, 31]. While these NTDs are among the most common and therefore represent most of the NTD burden [7], it remains essential to bolster research on other NTDs that remain public health problems targeted for control, elimination, or eradication [29]. Included studies often reported similar challenges, including incomplete data, migration or human movement, programme limitations, accessibility issues (e.g., hard to reach areas), knowledge gaps, and intervention acceptance, highlighting areas that would benefit from additional attention and research.

As regional efforts towards combatting NTDs and achieving the SDGs continues, understanding available funding and interested funding entities can facilitate new or renewed partnerships [16, 28, 32]. Clear understanding of individual and consortium funding entities in the NTD control, elimination, and eradication efforts may inform future research opportunities. While the funder analysis presented in this report cannot determine the monetary amount funded by the listed agencies, it does provide a proxy for identifying what entities often contribute in NTD-related studies. The funding results demonstrated the largest proportion of funding entities in NTD control, eradication, and elimination efforts based on the included articles may be smaller, lesser known, or local funding agencies (categorized as “Other” in this report). The largest percentage of individual funders were, as expected, large international funding agencies such as the Bill & Melinda Gates Foundation, United States Agency for International Development (USAID),

Department for International Development (DFID), US National Institutes of Health (NIH), and the Wellcome Trust.

In terms of planning for NTD control, elimination, and eradication at the national level, 10 countries in the WHO African Region did not have published multi-year strategic plans. Of these 10 countries, only Mauritius does not require preventive chemotherapy for any NTDs: Central African Republic, Cameroon, and Uganda each require it for 5 NTDs; Mozambique and Zimbabwe each require it for 4 NTDs; Mauritania requires it for 2 NTDs; and Algeria, Cabo Verde, and Lesotho each require it for one NTD [29]. National efforts for NTD prevention, control, elimination, or eradication should be coordinated through multi-year master plans for effective planning, implementation, and accountability of NTD programmes in the WHO African Region. These master plans should outline specific, measurable, achievable, relevant, and time-bound specific actions; monitoring strategies; and the financial provisions for planned activities [33]. Development of such master plans, including subsequent updates and revisions to existing plans, requires conducting a situational analysis for NTDs in the country and identifying appropriately tailored required actions. This is a crucial step towards coordinating and harmonizing the prevention, control, elimination, or eradication of NTDs at the national level. Therefore, countries in the WHO region that do not have available or current master plans should consider developing these, as such an endeavour may also be an opportunity to review recent progress, identify challenges, and conduct monitoring and evaluation of existing programmes focusing on NTDs .

Limitations

This scoping review provides high-level summary data from articles on the control, elimination, or eradication of NTDs in the WHO African Region from 1990 through early December 2022. The report displays overall study characteristics (i.e., year published, thematic area, location), providing context to the state of science surrounding NTD control, elimination, and eradication efforts in the region. As the goal of this scoping review was to provide an overview of the state of the

literature, included studies were categorized based on study type and thematic area of focus; therefore, specific information on study design and specific results were not reviewed in detail.

In the thematic analysis, the two reviewers focused on identifying the main themes present in the key findings and challenges reported for each included study for each category and not on coding each sentence identically. As a result, there were some similarities within codes utilized to identify some of the sub-themes (for example, “programme limitations” encompasses multiple types of challenges). However, the goal of the thematic analysis was to identify the most commonly present themes for each category, and while there may have been overlap in the sub-themes identified, there was decent agreement among the two reviewers on the most common main themes.

Funding information was prepopulated from most of the included studies (>50%) from the citation export from Web of Science. The remaining funding information was manually extracted during the full-text review for each article. However, because most of the funding information was already prepopulated, the reviewers were unable to determine whether pharmaceutical companies listed as funders in the Web of Science extraction were in fact financial donors or therapeutic drug donors. The latter are typically not considered financial funders. To be conservative, during manual review the reviewers included all funding information regardless of whether funders were mentioned as financial or pharmaceutical contributors. Furthermore, the counts for the funding organizations may be underestimated due to the simplification of reporting only main funding entities. For example, if one article listed multiple grants funded by the Bill & Melinda Gates Foundation, this review only counted each funding agency once (i.e., not by programme or grant). The authors were not able to compare those funders listed in the included studies to their donated monetary amount. Therefore, while an organization may be the most cited funder, they may not be the one financially contributing the most.

When considering the technical and guidance reports, the reviewers did not assess the content of the multi-year NTD strategic plan, only whether or not countries in the WHO African Region had a strategic plan in place. While the presence or absence of the four specific content areas was documented, this review did not assess the quality of the information contained within the multi-year strategic plans.

Looking forward

This report provides a description of the published literature focusing on NTD control, elimination, and eradication in the WHO African Region since the 1990s. Additional work remains to complete this scoping review. In addition to the focus on peer-reviewed literature, it is important to also investigate and discuss implementation of NTD control programmes in the region, as there is a need to standardize the diagnostics tools, MDA campaigns, and monitoring and evaluation activities for NTD programmes. Such standardization will allow for improved comparisons of NTD elimination, eradication, and control efforts both within countries and between countries. A more integrated approach – rather than focusing on specific diseases, individually - can maximize the impact of available resources. Additionally, more attention is needed on NTD elimination, eradication, and control efforts among mobile or displaced populations, as these important subpopulations may be a source of re-emergence or recrudescence as countries move to interrupt transmission. Similarly, there is a need to address the NTD elimination, eradication, and control efforts in areas that are hard to reach, either due to remoteness or security concerns. Lastly, the establishment of academic partnerships or regional centers of excellence could be beneficial.

Conclusion

Large strides have been made towards the control, elimination, and eradication of NTDs across the WHO African Region since the announcement of the MDGs. This report provides a high-level overview of the state of science regarding these since 1990. This report illustrated the different thematic areas, locations, number of publications, and funding entities of peer-reviewed articles focusing on NTD control, elimination, and eradication in the region. Furthermore, the report presented an overview of countries with multi-year strategic plans for NTDs, highlighting gaps in country-level programmes. Moving forward, it is important to also investigate and discuss implementation of NTD control programme in the region in the final comprehensive report.



©WHO AFRO

References

1. Hotez, P.a.K., A., Neglected Tropical Diseases in Sub-Saharan Africa: Review of Their Prevalence, Distribution, and Disease Burden. *PLoS Negl Trop Dis*, 2009. 3(8): p. e412.
2. World Health Organization Regional Office for Africa. Promising progress on neglected tropical diseases in Africa. 2022 30 January 2022 [cited 2023 February 10, 2023]; Available from: <https://www.afro.who.int/news/promising-progress-neglected-tropical-diseases-africa#:~:text=More%20than%20a%20billion%20people,stunted%20growth%20and%20cognitive%20impairment.>
3. World Health Organization. Neglected Tropical Diseases. The Global Health Observatory: Explore a world of health data 2023 [cited 2023 10 February 2023]; Available from: [https://www.who.int/data/gho/data/themes/neglected-tropical-diseases.](https://www.who.int/data/gho/data/themes/neglected-tropical-diseases)
4. National Institute of Allergy and Infectious Diseases. Neglected Tropical Diseases. Research 2016 [cited 2023 10 February 2023]; Available from: [https://www.niaid.nih.gov/research/neglected-tropical-diseases#:~:text=Neglected%20tropical%20diseases%20\(NTDs\)%2C,much%20attention%20as%20other%20diseases.](https://www.niaid.nih.gov/research/neglected-tropical-diseases#:~:text=Neglected%20tropical%20diseases%20(NTDs)%2C,much%20attention%20as%20other%20diseases.)
5. Bodimeade, C., M. Marks, and D. Mabey, Neglected tropical diseases: elimination and eradication. *Clin Med (Lond)*, 2019. 19(2): p. 157-160.
6. World Health Organization, Accelerating work to overcome the global impact of neglected tropical diseases: A roadmap for implementation. 2012, World Health Organization: Geneva, Switzerland.
7. World Health Organization, Ending the neglect to attain the Sustainable Development Goals: A road map for neglected tropical diseases 2021–2030. 2021, World Health Organization.
8. World Health Organization, Global report on neglected tropical diseases 2023. 2023, World Health Organization.
9. United Nations, The Millennium Development Goals Report 2015. 2015, United Nations: New York.
10. Smith, J.a.T., E.M., MDGs and NTDs: Reshaping the Global Health Agenda. *PLoS Negl Trop Dis*, 2013. 7(12): p. e2529.
11. United Nations. Sustainable Development Goals: The 17 Goals. 2023 [cited 2023 10 February 2023]; Available from: <https://sdgs.un.org/goals>.
12. United Nations. Goal 3: Ensure healthy lives and promote well-being for all at all ages. 2023 10 February 2023]; Available from: <https://sdgs.un.org/goals/goal3>.
13. Bangert, M., et al., The cross-cutting contribution of the end of neglected tropical diseases to the sustainable development goals. *Infect Dis Poverty*, 2017. 6(1): p. 73.
14. World Health Organization Regional Office for Africa, Tracking Universal Health Coverage in the WHO African Region, 2022. 2022, World Health Organization Regional Office for Africa: Brazzaville, Congo.
15. World Health Organization. WHO welcomes US\$ 140 million BMGF investment to end

NTDs and malaria. 2022 10 February 2023]; Available from: [https://www.who.int/news/item/24-06-2022-who-welcomes-us-140-million-bmgf-investment-to-end-ntds-and-malaria#:~:text=The%20World%20Health%20Organization%20\(WHO,neglected%-20tropical%20diseases%20\(NTDs\).](https://www.who.int/news/item/24-06-2022-who-welcomes-us-140-million-bmgf-investment-to-end-ntds-and-malaria#:~:text=The%20World%20Health%20Organization%20(WHO,neglected%-20tropical%20diseases%20(NTDs).)

16. Reaching the Last Mile. Reaching the Last Mile and Speak Up Africa launch initiative to mobilize youth leaders in support of efforts to eliminate neglected tropical diseases (NTDs) in Africa. 2023 2 February 2023 10 February 2023]; Available from: <https://www.reachingthelastmile.com/news/reaching-the-last-mile-and-speak-up-africa-launch-initiative-to-mobilize-youth-leaders-in-support-of-efforts-to-eliminate-neglected-tropical-diseasesntds-in-africa/>.
17. World Health Organization, Ending the neglect to attain the Sustainable Development Goals: A sustainability framework for action against neglected tropical diseases 2021–2030. 2021, World Health Organization: Geneva.
18. QSR International Pty Ltd, NVivo 14. 2020. [Software].
19. World Health Organization Regional Office for Africa. Publications. 2023 10 February 2023]; Available from: <https://www.afro.who.int/publications>.
20. World Health Organization Regional Office for Africa. Expanded Special Project for Elimination of Neglected Tropical Diseases. 2023 16 February 2023]; Available from: <https://espen.afro.who.int/>.
21. Uniting to Combat Neglected Tropical Diseases. Resource hub. 2023 16 February 2023]; Available from: <https://unitingtocombatntds.org/resource-hub/>.
22. United Nations High Commissioner on Refugees. UNHCR Africa. 2023 16 February 2023]; Available from: <https://www.unhcr.org/af/>.
23. International Organization for Migration (UN Migration). Global Migration Data Analysis Centre. 2023 10 February 2023]; Available from: <https://gmdac.iom.int/data-and-resources>.
24. Interagency Standing Committee. Resources. 2023 10 February 2023]; Available from: <https://interagencystandingcommittee.org/library>.
25. Africa Centres for Disease Control and Prevention. Resources. 2023 10 February 2023]; Available from: <https://africacdc.org/resources/>.
26. Nigeria Centre for Disease Control and Prevention. Guidelines & Protocols. 2023 10 Feb 2023]; Available from: <https://ncdc.gov.ng/diseases/guidelines>.
27. World Health Organization Regional Office for Africa. COUNTRY NTD MASTER PLAN 2021 - 2025: Framework for Development. 2020 16 February 2023]; Available from: https://espen.afro.who.int/system/files/content/resources/NTDMasterPlan_Guidelines_WHOAfrRegion_Version3_160321.pdf.
28. Uniting to Combat NTDs. London Declaration on Neglected Tropical Diseases. 2012 10 February 2023]; Available from: <https://unitingtocombatntds.org/resource-hub/who-resources/london-declaration-neglected-tropical-diseases/>.
29. ESPEN. Number of NTDs requiring PC in the African Region. n.d.; Available from: <https://espen.afro.who.int/countries>.
30. United States Agency for International Development, Practical approaches to implementing WHO guidance for Neglected Tropical Diseases (NTD) programs in the context of COVID-19: Mass Drug Administration (MDA). 2020, USAID.

31. Cromwell, E.A. and N. Fullman, Preventive chemotherapy coverage for neglected tropical diseases: does one metric fit all? *The Lancet Global Health*, 2018. 6(9): p. e936-e937.
32. Uniting to Combat NTDs, Kigali Declaration on Neglected Tropical Diseases. 2022: Kigali, Rwanda.
33. World Health Organization. Regional Office for, A., A master plan for National Neglected Tropical Diseases Programmes in the African Region. 2012, World Health Organization: Brazzaville.

Annex


Annex A

Alphabetical list of neglected tropical diseases included in this review


Buruli ulcer



Chikungunya




Dengue




Dracunculiasis



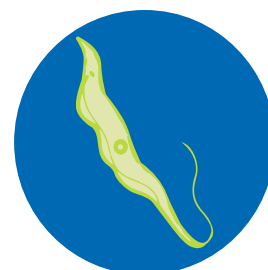
Echinococcosis



Foodborne trematodiasis



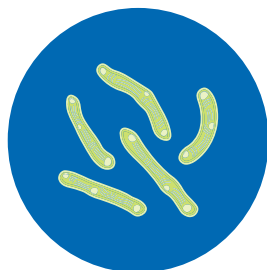
Human African trypanosomiasis




Leishmaniasis




Leprosy



Loa loa



Lymphatic filariasis



Mycetoma, chromoblastomycosis, and other deep mycoses




Onchocerciasis



Rabies




Scabies



Schistosomiasis



Soil-transmitted helminths




Snakebite envenoming




Taeniasis/cysticercosis



Trachoma



Yaws



Annex B

Search strategy and number of articles retrieved from the three databases

Database	Search	Date	Search strategy	No. new results
Cochrane	First search	3 Dec 2022	("elimination" OR "eradication" OR "disease control") AND ("intervention" OR "program") AND ("neglected tropical disease" OR "Guinea worm" OR "dracunculiasis" OR "Bilharzia" OR "schistosomiasis" OR "schistosome" OR "snail fever" OR "buruli ulcer" OR "trachoma" OR "trypanosomiasis" OR "African sleeping sickness" OR "chikungunya" OR "dengue" OR "echinococcosis" OR "elephantiasis" OR "Lymphatic filariasis" OR "onchocerciasis" OR "river blindness" OR "leishmaniasis" OR "mycetoma" OR "leprosy" OR "Hansen's disease" OR "yaws" or "treponema pallidum" OR "rabies" OR "scabies" OR "chromoblastomycosis" OR "deep mycoses" OR "soil transmitted helminths" OR "hookworm" OR "ascariasis" OR "round worm" OR "whipworm" OR "trichuris" OR "snake bite" OR "snake envenoming" OR "bejel" OR "pinta") in Title Abstract Keyword - (Word variations have been searched) (restricted from 1990-present)	8
	Second search Publications from December 3-31 2022 and additional diseases	27 Feb 2023	("elimination" OR "eradication" OR "disease control") AND ("intervention" OR "program") AND ("neglected tropical disease" OR "Guinea worm" OR "dracunculiasis" OR "Bilharzia" OR "schistosomiasis" OR "schistosome" OR "snail fever" OR "buruli ulcer" OR "trachoma" OR "trypanosomiasis" OR "African sleeping sickness" OR "chikungunya" OR "dengue" OR "echinococcosis" OR "elephantiasis" OR "Lymphatic filariasis" OR "onchocerciasis" OR "river blindness" OR "leishmaniasis" OR "mycetoma" OR "leprosy" OR "Hansen's disease" OR "yaws" or "treponema pallidum" OR "rabies" OR "scabies" OR "chromoblastomycosis" OR "deep mycoses" OR "soil transmitted helminths" OR "hookworm" OR "ascariasis" OR "round worm" OR "whipworm" OR "trichuris" OR "snake bite" OR "snake envenoming" OR "bejel" OR "pinta" OR "loiasis" OR "loa loa filariasis" OR "Foodborne trematodiasis" OR "Foodborne trematodes" OR "Clonorchiasis" OR "Fascioliasis" OR "Opisthorchiasis" OR "Paragonimiasis" OR "Taeniasis" OR "Cysticercosis") in Title Abstract Keyword - (Word variations have been searched) (restricted from December 2022-present)	0
PubMed	First search	3 Dec 2022	("elimination" OR "eradication" OR "disease control") AND ("neglected tropical disease" OR "Guinea worm" OR "dracunculiasis" OR "Bilharzia" OR "schistosomiasis" OR "schistosome" OR "snail fever" OR "buruli ulcer" OR "trachoma" OR "trypanosomiasis" OR "African sleeping sickness" OR "chikungunya" OR "dengue" OR "echinococcosis" OR "elephantiasis" OR "Lymphatic filariasis" OR "onchocerciasis" OR "river blindness" OR "leishmaniasis" OR "mycetoma" OR "leprosy" OR "Hansen's disease" OR "yaws" or "treponema pallidum" OR "rabies" OR "scabies" OR "chromoblastomycosis" OR "deep mycoses" OR "soil transmitted helminths" OR "hookworm" OR "ascariasis" OR "round worm" OR "whipworm" OR "trichuris" OR "snake bite" OR "snake envenoming" OR "bejel" OR "pinta") AND ("intervention" OR "program") AND ("Algeria" OR "Angola" OR "Benin" OR "Botswana" OR "Burkina Faso" OR "Burundi" OR "Cabo Verde" OR "Cape Verde" OR "Cameroun" OR "Central African Republic" OR "Chad" OR "Comoros" OR "Congo" OR "Côte d'Ivoire" OR "Ivory Coast" OR "Democratic Republic of Congo" OR "Equatorial Guinea" OR "Eritrea" OR "Eswatini" OR "Swaziland" OR "Ethiopia" OR "Gabon" OR "Gambia" OR "The Gambia" OR "Ghana" OR "Guinea" OR "Guinea Bissau" OR "Guinea-Bissau" OR "Kenya" OR "Lesotho" OR "Liberia" OR "Madagascar" OR "Malawi" OR "Mali" OR "Mauritania" OR "Mauritius" OR "Mozambique" OR "Namibia" OR "Niger" OR "Nigeria" OR "Rwanda" OR "Sao Tome Principe" OR "Senegal" OR "Seychelles" OR "Sierra Leone" OR "South Africa" OR "South Sudan" OR "Togo" OR "Uganda" OR "Tanzania" OR "United Republic of Tanzania" OR "Zambia" OR "Zimbabwe") (restricted from 1990-present)	759
	Second search Publications from December 3-31 2022	27 Feb 2023	("elimination" OR "eradication" OR "disease control") AND ("neglected tropical disease" OR "Guinea worm" OR "dracunculiasis" OR "Bilharzia" OR "schistosomiasis" OR "schistosome" OR "snail fever" OR "buruli ulcer" OR "trachoma" OR "trypanosomiasis" OR "African sleeping sickness" OR "chikungunya" OR "dengue" OR "echinococcosis" OR "elephantiasis" OR "Lymphatic filariasis" OR "onchocerciasis" OR "river blindness" OR "leishmaniasis" OR "mycetoma" OR "leprosy" OR "Hansen's disease" OR "yaws" or "treponema pallidum" OR "rabies" OR "scabies" OR "chromoblastomycosis" OR "deep mycoses" OR "soil transmitted helminths" OR "hookworm" OR "ascariasis" OR "round worm" OR "whipworm" OR "trichuris" OR "snake bite" OR "snake envenoming" OR "bejel" OR "pinta") AND ("intervention" OR "program") AND ("Algeria" OR "Angola" OR "Benin" OR "Botswana" OR "Burkina Faso" OR "Burundi" OR "Cabo Verde" OR "Cape Verde" OR "Cameroun" OR "Central African Republic" OR "Chad" OR "Comoros" OR "Congo" OR "Côte d'Ivoire" OR "Ivory Coast" OR "Democratic Republic of Congo" OR "Equatorial Guinea" OR "Eritrea" OR "Eswatini" OR "Swaziland" OR "Ethiopia" OR "Gabon" OR "Gambia" OR "The Gambia" OR "Ghana" OR "Guinea" OR "Guinea Bissau" OR "Guinea-Bissau" OR "Kenya" OR "Lesotho" OR "Liberia" OR "Madagascar" OR "Malawi" OR "Mali" OR "Mauritania" OR "Mauritius" OR "Mozambique" OR "Namibia" OR "Niger" OR "Nigeria" OR "Rwanda" OR "Sao Tome Principe" OR "Senegal" OR "Seychelles" OR "Sierra Leone" OR "South Africa" OR "South Sudan" OR "Togo" OR "Uganda" OR "Tanzania" OR "United Republic of Tanzania" OR "Zambia" OR "Zimbabwe") (restricted from December 2022-present)	4
	Third search Additional diseases	27 Feb 2023	("elimination" OR "eradication" OR "disease control") AND ("loiasis" OR "loa loa filariasis" OR "Foodborne trematodiasis" OR "Foodborne trematodes" OR "Clonorchiasis" OR "Fascioliasis" OR "Opisthorchiasis" OR "Paragonimiasis" OR "Taeniasis" OR "Cysticercosis") AND ("intervention" OR "program") AND ("Algeria" OR "Angola" OR "Benin" OR "Botswana" OR "Burkina Faso" OR "Burundi" OR "Cabo Verde" OR "Cape Verde" OR "Cameroun" OR "Central African Republic" OR "Chad" OR "Comoros" OR "Congo" OR "Côte d'Ivoire" OR "Ivory Coast" OR "Democratic Republic of Congo" OR "Equatorial Guinea" OR "Eritrea" OR "Eswatini" OR "Swaziland" OR "Ethiopia" OR "Gabon" OR "Gambia" OR "The Gambia" OR "Ghana" OR "Guinea" OR "Guinea Bissau" OR "Guinea-Bissau" OR "Kenya" OR "Lesotho" OR "Liberia" OR "Madagascar" OR "Malawi" OR "Mali" OR "Mauritania" OR "Mauritius" OR "Mozambique" OR "Namibia" OR "Niger" OR "Nigeria" OR "Rwanda" OR "Sao Tome Principe" OR "Senegal" OR "Seychelles" OR "Sierra Leone" OR "South Africa" OR "South Sudan" OR "Togo" OR "Uganda" OR "Tanzania" OR "United Republic of Tanzania" OR "Zambia" OR "Zimbabwe") (restricted from 1990-present)	21

Database	Search	Date	Search strategy	No. new results
Web of Science	First search	3 Dec 2022	(ALL=((“elimination” OR “eradication” OR “disease control”) AND (“intervention” OR “program”))) AND (ALL=((“neglected tropical disease” OR “Guinea worm” OR “dracunculiasis” OR “Bilharzia” OR “schistosomiasis” OR “schistosome” OR “snail fever” OR “buruli ulcer” OR “trachoma” OR “trypanosomiasis” OR “African sleeping sickness” OR “chikungunya” OR “dengue” OR “echinococcosis” OR “elephantiasis” OR “Lymphatic filariasis” OR “onchocerciasis” OR “river blindness” OR “leishmaniasis” OR “mycetoma” OR “leprosy” OR “Hansen’s disease” OR “yaws” OR “treponema pallidum” OR “rabies” OR “scabies” OR “chromoblastomycosis” OR “deep mycoses” OR “soil transmitted helminths” OR “hookworm” OR “ascariasis” OR “round worm” OR “whipworm” OR “trichuris” OR “snake bite” OR “snake envenoming” OR “bejel” OR “pinta”))) AND (TS=((“Algeria” OR “Angola” OR “Benin” OR “Botswana” OR “Burkina Faso” OR “Burundi” OR “Cabo Verde” OR “Cape Verde” OR “Cameroon” OR “Central African Republic” OR “Chad” OR “Comoros” OR “Congo” OR “Côte d’Ivoire” OR “Ivory Coast” OR “Democratic Republic of Congo” OR “Equatorial Guinea” OR “Eritrea” OR “Eswatini” OR “Swaziland” OR “Ethiopia” OR “Gabon” OR “Gambia” OR “The Gambia” OR “Ghana” OR “Guinea” OR “Guinea Bissau” OR “Guinea-Bissau” OR “Kenya” OR “Lesotho” OR “Liberia” OR “Madagascar” OR “Malawi” OR “Mali” OR “Mauritania” OR “Mauritius” OR “Mozambique” OR “Namibia” OR “Niger” OR “Nigeria” OR “Rwanda” OR “Sao Tome Principe” OR “Senegal” OR “Seychelles” OR “Sierra Leone” OR “South Africa” OR “South Sudan” OR “Togo” OR “Uganda” OR “Tanzania” OR “United Republic of Tanzania” OR “Zambia” OR “Zimbabwe”))) (restricted from 1990-present)	884
	Second search Publications from December 3-31 2022	27 Feb 2023	(ALL=((“elimination” OR “eradication” OR “disease control”) AND (“intervention” OR “program”))) AND (ALL=((“neglected tropical disease” OR “Guinea worm” OR “dracunculiasis” OR “Bilharzia” OR “schistosomiasis” OR “schistosome” OR “snail fever” OR “buruli ulcer” OR “trachoma” OR “trypanosomiasis” OR “African sleeping sickness” OR “chikungunya” OR “dengue” OR “echinococcosis” OR “elephantiasis” OR “Lymphatic filariasis” OR “onchocerciasis” OR “river blindness” OR “leishmaniasis” OR “mycetoma” OR “leprosy” OR “Hansen’s disease” OR “yaws” OR “treponema pallidum” OR “rabies” OR “scabies” OR “chromoblastomycosis” OR “deep mycoses” OR “soil transmitted helminths” OR “hookworm” OR “ascariasis” OR “round worm” OR “whipworm” OR “trichuris” OR “snake bite” OR “snake envenoming” OR “bejel” OR “pinta”))) AND (TS=((“Algeria” OR “Angola” OR “Benin” OR “Botswana” OR “Burkina Faso” OR “Burundi” OR “Cabo Verde” OR “Cape Verde” OR “Cameroon” OR “Central African Republic” OR “Chad” OR “Comoros” OR “Congo” OR “Côte d’Ivoire” OR “Ivory Coast” OR “Democratic Republic of Congo” OR “Equatorial Guinea” OR “Eritrea” OR “Eswatini” OR “Swaziland” OR “Ethiopia” OR “Gabon” OR “Gambia” OR “The Gambia” OR “Ghana” OR “Guinea” OR “Guinea Bissau” OR “Guinea-Bissau” OR “Kenya” OR “Lesotho” OR “Liberia” OR “Madagascar” OR “Malawi” OR “Mali” OR “Mauritania” OR “Mauritius” OR “Mozambique” OR “Namibia” OR “Niger” OR “Nigeria” OR “Rwanda” OR “Sao Tome Principe” OR “Senegal” OR “Seychelles” OR “Sierra Leone” OR “South Africa” OR “South Sudan” OR “Togo” OR “Uganda” OR “Tanzania” OR “United Republic of Tanzania” OR “Zambia” OR “Zimbabwe”))) (restricted from <i>December 2022-present</i>)	5
	Third search Additional diseases	27 Feb 2023	(ALL=((“elimination” OR “eradication” OR “disease control”) AND (“intervention” OR “program”))) AND (ALL=((“loiasis” OR “loa loa filariasis” OR “Foodborne trematodiasis” OR “Foodborne trematodes” OR “Clonorchiasis” OR “Fascioliasis” OR “Opisthorchiasis” OR “Paragonimiasis” OR “Taeniasis” OR “Cysticercosis”))) AND (TS=((“Algeria” OR “Angola” OR “Benin” OR “Botswana” OR “Burkina Faso” OR “Burundi” OR “Cabo Verde” OR “Cape Verde” OR “Cameroon” OR “Central African Republic” OR “Chad” OR “Comoros” OR “Congo” OR “Côte d’Ivoire” OR “Ivory Coast” OR “Democratic Republic of Congo” OR “Equatorial Guinea” OR “Eritrea” OR “Eswatini” OR “Swaziland” OR “Ethiopia” OR “Gabon” OR “Gambia” OR “The Gambia” OR “Ghana” OR “Guinea” OR “Guinea Bissau” OR “Guinea-Bissau” OR “Kenya” OR “Lesotho” OR “Liberia” OR “Madagascar” OR “Malawi” OR “Mali” OR “Mauritania” OR “Mauritius” OR “Mozambique” OR “Namibia” OR “Niger” OR “Nigeria” OR “Rwanda” OR “Sao Tome Principe” OR “Senegal” OR “Seychelles” OR “Sierra Leone” OR “South Africa” OR “South Sudan” OR “Togo” OR “Uganda” OR “Tanzania” OR “United Republic of Tanzania” OR “Zambia” OR “Zimbabwe”))) (restricted from 1990-present)	50
Duplicate results				435
Total unique results				1296

Annex C

Rationale for excluded literature during full-text review

Reason for exclusion	No. articles
Animal study	1
Book chapter	5
Disease not of interest	7
Immunogenicity/genetics study, in vitro/lab studies without practice or field validation, early product development)	26
Modelling study without field application/validation	37
Narrative review, perspective, or opinion/commentary piece	49
Not focused on control, elimination and/or eradication	26
Not specific to African Region	5
Not specific to NTDs	2
Policy proposal	1
Study protocol	12
Time period before interest	5
Total excluded during full-text review	176

Annex D

List of included studies in this scoping review of NTD elimination, eradication, and control in the WHO African Region

Authors	Year	DOI	Article Title	Journal	Location	NTD of Interest
Abdulai et al.	2018	10.1371/journal.pntd.0006303	Community-based mass treatment with azithromycin for the elimination of yaws in Ghana-Results of a pilot study	PLOS NEGLECT TROP D	Ghana	Yaws
Abe et al.	2019	10.3390/tropicalmed4030112	Helminthiasis among School-Age Children and Hygiene Conditions of Selected Schools in Lafia, Nasarawa State, Nigeria	Trop Med Infect Dis	Nigeria	STHs
Abong et al.	2021	10.1371/journal.pntd.0008926	The Mbam drainage system and onchocerciasis transmission post ivermectin mass drug administration (MDA) campaign, Cameroon	PLOS NEGLECT TROP D	Cameroon	Onchocerciasis
Aceng et al.	2019	10.1186/s12879-019-4601-3	Spatial distribution and temporal trends of leprosy in Uganda, 2012-2016: a retrospective analysis of public health surveillance data	BMC INFECT DIS	Uganda	Leprosy
Adafrie et al.	2021	10.2147/OPHTH.S302646	Uptake of Trachoma Trichiasis Surgery and Associated Factors Among Trichiasis-Diagnosed Clients in Southern Tigray, Ethiopia	CLIN OPHTHALMOL	Ethiopia	Trachoma
Adam et al.	2013	10.1371/journal.pntd.0002135	The sequential aerosol technique: a major component in an integrated strategy of intervention against Riverine Tsetse in Ghana	PLoS Negl Trop Dis	Ghana	HAT
Adamu et al.	2016	10.1080/09286586.2016.1242757	Prevalence of Trachoma in Niger State, North Central Nigeria: Results of 25 Population-Based Prevalence Surveys Carried Out with the Global Trachoma Mapping Project	OPHTHAL EPIDEMIOLOG	Nigeria	Trachoma
Adamu et al.	2016	10.1080/09286586.2016.1247877	Prevalence of Trachoma in Benishangul Gumuz Region, Ethiopia: Results of Seven Population-Based Surveys from the Global Trachoma Mapping Project	OPHTHAL EPIDEMIOLOG	Ethiopia	Trachoma
Adeney et al.	2007	10.1016/j.sapharm.2006.07.001	Sociocultural aspects of mass delivery of praziquantel in schistosomiasis control: the Abeokuta experience	Res Social Adm Pharm	Nigeria	Schistosomiasis
Admassu et al.	2013	10.1186/1471-2431-13-199	Active trachoma two years after three rounds of azithromycin mass treatment in Cheha district Gurage zone, Southern Ethiopia	BMC PEDIATR	Ethiopia	Trachoma
Adu Mensah et al.	2022	10.1371/journal.pntd.0010129	Occurrence of Lymphatic filariasis infection after 15 years of mass drug administration in two hotspot districts in the Upper East Region of Ghana	PLoS Negl Trop Dis	Ghana	Lymphatic filariasis

Authors	Year	DOI	Article Title	Journal	Location	NTD of Interest
Ahiadorme et al.	2020	10.11604/pamj.2020.35.131.21069	Soil transmitted helminth infections in Ghana: a ten year review	PAN AFR MED J	Ghana	STHs
Ahmed et al.	2018	10.1093/inthealth/ihy055	Echinococcosis in Tambool, Central Sudan: a knowledge, attitude and practice (KAP) study	Int Health	Sudan**	Echinococcosis
Ahorlu et al.	2022	10.3390/tropicalmed7100273	A Comparative Study of Lymphatic filariasis-Related Perceptions among Treated and Non-Treated Individuals in the Ahanta West Municipality of Ghana	TROP MED INFECT DIS	Ghana	Lymphatic filariasis
Ahorlu et al.	2018	10.1186/s12889-018-5157-7	Community perspectives on persistent transmission of Lymphatic filariasis in three hotspot districts in Ghana after 15 rounds of mass drug administration: a qualitative assessment	BMC PUBLIC HEALTH	Ghana	Lymphatic filariasis
Ahorlu et al.	2018	10.1371/journal.pntd.0006776	Implementing active community-based surveillance-response system for Buruli ulcer early case detection and management in Ghana	PLOS NEGLECT TROP D	Ghana	Buruli ulcer
Aikhomu et al.	2000	10.1046/j.1365-3156.2000.00510.x	Acceptance and use of communal filtration units in Guinea worm eradication	TROP MED INT HEALTH	Nigeria	Guinea worm
Akoachere et al.	2016	10.1371/journal.pone.0156463	A Community Based Study on the Mode of Transmission, Prevention and Treatment of Buruli Ulcers in Southwest Cameroon: Knowledge, Attitude and Practices	PLOS ONE	Cameroon	Buruli ulcer
Akogun et al.	2011	10.1016/j.actatropica.2011.03.008	Rapid community identification, pain and distress associated with lymphoedema and adenolymphangitis due to Lymphatic filariasis in resource-limited communities of North-eastern Nigeria	ACTA TROP	Nigeria	Lymphatic filariasis
Akrasi et al.	2022	10.1371/journal.pntd.0010680	Adverse drug effects among students following mass de-worming exercise involving administration of Praziquantel and Albendazole in KEEA Municipality, Ghana	PLoS Negl Trop Dis	Ghana	Lymphatic filariasis; Schistosomiasis
Akurut et al.	2020	10.1371/journal.pntd.0008718	Anthelmintic treatment receipt and its predictors in Lake Victoria fishing communities, Uganda: Intervention coverage results from the LaVIISWA cluster randomised trial	PLOS NEGLECT TROP D	Uganda	Schistosomiasis
Al-Mustapha et al.	2022	10.1371/journal.pntd.0010614	Perception of canine rabies among pupils under 15 years in Kwara State, North Central Nigeria	PLoS Negl Trop Dis	Nigeria	Rabies
Al-Mustapha et al.	2021	10.1016/j.prevetmed.2021.105295	Baseline epidemiology and associated dog ecology study towards stepwise elimination of rabies in Kwara state, Nigeria	PREV VET MED	Nigeria	Rabies

Authors	Year	DOI	Article Title	Journal	Location	NTD of Interest
Alhaji et al.	2016	10.1111/zph.12226	Influence of Pastoralists' Sociocultural Activities on Tsetse-Trypanosome-Cattle Reservoir Interface: The Risk of Human African Trypanosomiasis in North-Central Nigeria	ZOONOSES PUBLIC HLTH	Nigeria	HAT
Ame et al.	2022	10.1371/journal.pntd.0010477	Impact of preventive chemotherapy on transmission of soil-transmitted helminth infections in Pemba Island, United Republic of Tanzania, 1994-2021	PLoS Negl Trop Dis	United Republic of Tanzania	STHs
Amsalu et al.	2022	10.3855/jidc.15975	Ivermectin mass drug administration for onchocerciasis elimination: can it reduce the prevalence of scabies in Ethiopia?	J Infect Dev Ctries	Ethiopia	Scabies
Amza et al.	2013	10.1371/journal.pntd.0001983	The Easiest Children to Reach Are Most Likely to Be Infected with Ocular Chlamydia trachomatis in Trachoma Endemic Areas of Niger	PLOS NEGLECT TROP D	Niger	Trachoma
Anagbogu et al.	2022	10.1186/s13071-022-05302-x	Integrated transmission assessment surveys (ITAS) of Lymphatic filariasis and onchocerciasis in Cross River, Taraba and Yobe States, Nigeria	PARASITE VECTOR	Nigeria	Onchocerciasis; Lymphatic filariasis
Anderson et al.	2019	10.1371/journal.pntd.0007377	A bioeconomic model for the optimization of local canine rabies control	PLOS NEGLECT TROP D	South Africa	Rabies
Aragie et al.	2021	10.4269/ajtmh.20-0390	Community Hand-Dug Wells for Trachoma: A Cluster-Randomized Trial	AM J TROP MED HYG	Ethiopia	Trachoma
Aragie et al.	2022	https://www.thelancet.com/journals/langlo/article/PIIS2214-109X(21)00409-5/fulltext	Water, sanitation, and hygiene for control of trachoma in Ethiopia (WUHA): a two-arm, parallel-group, cluster-randomised trial	LANCET GLOB HEALTH	Ethiopia	Trachoma
Arega et al.	2020	10.3390/tropicalmed5010045	Rabies Vaccination of 6-Week-Old Puppies Born to Immunized Mothers: A Randomized Controlled Trial in a High-Mortality Population of Owned, Free-Roaming Dogs	TROP MED INFECT DIS	South Africa	Rabies
Aribodor et al.	2021	10.1007/s11686-021-00429-w	Status of Intestinal Helminth Infection in Schools Implementing the Home-Grown School Feeding Program and the Impact of the Program on Pupils in Anambra State, Nigeria	ACTA PARASITOL	Nigeria	STHs
Arnold et al.	2020	10.1073/pnas.2008951117	Fine-scale heterogeneity in <i>Schistosoma mansoni</i> force of infection measured through antibody response	P NATL ACAD SCI USA	Kenya	Schistosomiasis
Ashton et al.	2011	10.1186/1756-3305-4-134	The impact of mass drug administration and long-lasting insecticidal net distribution on <i>Wuchereria bancrofti</i> infection in humans and mosquitoes: an observational study in northern Uganda	PARASITE VECTOR	Uganda	Lymphatic filariasis

Authors	Year	DOI	Article Title	Journal	Location	NTD of Interest
Assare et al.	2016	10.1371/journal.pntd.0004329	Sustaining Control of <i>Schistosomiasis mansoni</i> in Western Côte d'Ivoire: Results from a SCORE Study, One Year after Initial Praziquantel Administration	PLOS NEGLECT TROP D	Côte d'Ivoire	Schistosomiasis
Athingo et al.	2020	10.1371/journal.pntd.0008948	Application of the GARC Data Logger-a custom-developed data collection device-to capture and monitor mass dog vaccination campaigns in Namibia	PLOS NEGLECT TROP D	Namibia	Rabies
Avokpaho et al.	2021	10.1371/journal.pntd.0009646	Factors associated with soil-transmitted helminths infection in Benin: Findings from the DeWorm3 study	PLOS NEGLECT TROP D	Benin	STHs
Awadzi et al.	2004	10.1179/000349804225003253	An investigation of persistent microfilaridermias despite multiple treatments with ivermectin, in two onchocerciasis-endemic foci in Ghana	ANN TROP MED PARASIT	Ghana	Onchocerciasis
Ayalew et al.	2020	10.1186/s41182-020-00210-1	Determinants of community-led ivermectin treatment adherence for onchocerciasis control in Western Ethiopia: a case-control study	TROP MED HEALTH	Ethiopia	Onchocerciasis
Ayele et al.	2011	10.1371/journal.pntd.0001441	Risk Factors for Ocular Chlamydia after Three Mass Azithromycin Distributions	PLOS NEGLECT TROP D	Ethiopia	Trachoma
Baayenda et al.	2021	10.1080/09286586.2021.1961816	Baseline Prevalence of Trachoma in Refugee Settlements in Uganda: Results of 11 Population-based Surveys	Ophthalmic Epidemiol	Uganda	Trachoma
Bakajika et al.	2022	10.1371/journal.pntd.0010079	Effect of a single dose of 8 mg moxidectin or 150 µg/kg ivermectin on <i>O. volvulus</i> skin microfilariae in a randomized trial: Differences between areas in the Democratic Republic of the Congo, Liberia and Ghana and impact of intensity of infection	PLOS NEGLECT TROP D	DRC; Liberia; Ghana	Onchocerciasis
Bakajika et al.	2018	10.1371/journal.pntd.0006904	On-going transmission of human onchocerciasis in the Massangam health district in the West Region of Cameroon: Better understanding transmission dynamics to inform changes in programmatic interventions	PLOS NEGLECT TROP D	Cameroon	Onchocerciasis
Baker et al.	2013	10.1093/aje/kws468	Measuring Treatment Coverage for Neglected Tropical Disease Control Programs: Analysis of a Survey Design	AM J EPIDEMIOLOG	Burkina Faso, Ghana, Niger, and Uganda	Multiple NTDs
Bamani et al.	2010	10.1371/journal.pntd.0000734	Where Do We Go from Here? Prevalence of Trachoma Three Years after Stopping Mass Distribution of Antibiotics in the Regions of Kalinkoro and Koulikoro, Mali	PLOS NEGLECT TROP D	Mali	Trachoma
Bamani et al.	2013	10.1093/her/cys105	Enhancing community knowledge and health behaviours to eliminate blinding trachoma in Mali using radio messaging as a strategy	HEALTH EDUC RES	Mali	Trachoma

Authors	Year	DOI	Article Title	Journal	Location	NTD of Interest
Bardosh et al.	2013	10.1186/1756-3305-6-204	Conflict of interest: use of pyrethroids and amidines against tsetse and ticks in zoonotic sleeping sickness endemic areas of Uganda	PARASITE VECTOR	Uganda	HAT
Bardosh	2018	10.1371/journal.pntd.0006537	Towards a science of global health delivery: A socio-anthropological framework to improve the effectiveness of neglected tropical disease interventions	PLOS NEGLECT TROP D	Tanzania, Uganda, Zambia	Multiple NTDs
Bekele et al.	2010	10.1016/j.vetpar.2009.11.028	Evaluation of Deltamethrin applications in the control of tsetse and trypanosomosis in the southern rift valley areas of Ethiopia	Vet Parasitol	Ethiopia	HAT
Ben Gal et al.	2022	10.3390/tropicalmed7090218	Sustainable Elimination of Schistosomiasis in Ethiopia-A Five-Year Follow-Up Study	TROP MED INFECT DIS	Ethiopia	Schistosomiasis
Berhe et al.	2022	10.1186/s12889-022-13406-3	Understanding the risk perception of visceral leishmaniasis exposure and the acceptability of sandfly protection measures among migrant workers in the lowlands of Northwest Ethiopia: a health belief model perspective	BMC PUBLIC HEALTH	Ethiopia	Leishmaniasis
Bessell et al.	2021	10.1186/s13071-021-04889-x	Estimating the impact of Tiny Targets in reducing the incidence of Gambian sleeping sickness in the North-west Uganda focus	PARASITE VECTOR	Uganda	HAT
Biritwum et al.	2019	10.1371/journal.pntd.0007115	Progress towards Lymphatic filariasis elimination in Ghana from 2000-2016: Analysis of microfilaria prevalence data from 430 communities	PLOS NEGLECT TROP D	Ghana	Lymphatic filariasis
Biritwum et al.	2017	10.1371/journal.pntd.0005619	Improving drug delivery strategies for Lymphatic filariasis elimination in urban areas in Ghana	PLOS NEGLECT TROP D	Ghana	Lymphatic filariasis
Biritwum et al.	2016	10.1093/trstmh/trx007	Persistent 'hotspots' of Lymphatic filariasis microfilaraemia despite 14 years of mass drug administration in Ghana	TROP SOC TROP MED H	Ghana	Lymphatic filariasis
Biswas et al.	2017	10.1371/journal.pone.0172465	Optimal combinations of control strategies and cost-effective analysis for visceral leishmaniasis disease transmission	PLOS ONE	South Sudan	Leishmaniasis
Blackburn et al.	2006	https://pubmed.ncbi.nlm.nih.gov/17038688/	Successful integration of insecticide-treated bed net distribution with mass drug administration in Central Nigeria	Am J Trop Med Hyg	Nigeria	Onchocerciasis; Lymphatic filariasis
Bof et al.	2018	10.3855/jidc.9881	Untreated villages and factors associated with the absence of Community-Directed Treatment with Ivermectin (CDTI) in DRC	J INFECT DEV COUNTR	Democratic Republic of Congo	Onchocerciasis

Authors	Year	DOI	Article Title	Journal	Location	NTD of Interest
Bogus et al.	2016	10.4269/ajtmh.15-0591	Community Attitudes toward Mass Drug Administration for Control and Elimination of Neglected Tropical Diseases after the 2014 Outbreak of Ebola Virus Disease in Lofa County, Liberia	AM J TROP MED HYG	Liberia	Multiple NTDs
Boko-Collins et al.	2019	10.1186/s13071-019-3525-5	Assessment of treatment impact on Lymphatic filariasis in 13 districts of Benin: progress toward elimination in nine districts despite persistence of transmission in some areas	PARASITE VECTOR	Benin	Lymphatic filariasis
Bowman et al.	2001	10.1016/S0161-6420(01)00645-5	Natural history of trachomatous scarring in The Gambia - Results of a 12-year longitudinal follow-up	OPHTHALMOLOGY	The Gambia	Trachoma
Brady et al.	2017	10.1371/journal.pntd.0005097	Costs of Transmission Assessment Surveys to Provide Evidence for the Elimination of Lymphatic filariasis	PLoS Negl Trop Dis	Global	Lymphatic filariasis
Brant et al.	2017	10.1016/j.parepi.2017.12.001	Integrated risk mapping and landscape characterisation of Lymphatic filariasis and loiasis in South West Nigeria	Parasite Epidemiol Control	Nigeria	Lymphatic filariasis
Brieger et al.	1996	10.1093/heapol/11.1.101	Culturally perceived illness and Guinea worm disease surveillance	HEALTH POLICY PLANN	Nigeria	Guinea worm
BRIEGER et al.	1992	10.1093/her/7.4.471	LEARNING FROM LOCAL KNOWLEDGE TO IMPROVE DISEASE SURVEILLANCE - PERCEPTIONS OF THE Guinea worm ILLNESS EXPERIENCE	HEALTH EDUC RES	Nigeria	Guinea worm
BRIEGER et al.	1996	10.1016/0277-9536(95)00098-4	The Yoruba farm market as a communication channel in Guinea worm disease surveillance	SOC SCI MED	Nigeria	Guinea worm
Bronzan et al.	2018	10.1371/journal.pntd.0006551	Impact of community-based integrated mass drug administration on schistosomiasis and soil-transmitted helminth prevalence in Togo	PLoS Negl Trop Dis	Togo	Schistosomiasis; STHs
Brunker et al.	2020	10.12688/wellcomeopenres.15518.2	Rapid in-country sequencing of whole virus genomes to inform rabies elimination programmes	Wellcome Open Res	Kenya and Tanzania	Rabies
Brunker et al.	2015	10.1093/ve/vev011	Elucidating the phylodynamics of endemic rabies virus in eastern Africa using whole-genome sequencing	VIRUS EVOL	United Republic of Tanzania	Rabies
Budge et al.	2016	10.1371/journal.pntd.0004358	Accuracy of Coverage Survey Recall following an Integrated Mass Drug Administration for Lymphatic filariasis, Schistosomiasis, and Soil-Transmitted Helminthiasis	PLOS NEGLECT TROP D	Togo	Multiple NTDs

Authors	Year	DOI	Article Title	Journal	Location	NTD of Interest
Burr et al.	2019	10.1371/journal.pntd.0007749	Pgp3 seroprevalence and associations with active trachoma and ocular Chlamydia trachomatis infection in Malawi: cross-sectional surveys in six evaluation units	PLOS NEGLECT TROP D	Malawi	Trachoma
Byrne et al.	2022	10.1093/trstmh/trab153	Progress towards control and elimination of neglected tropical diseases targeted by preventive chemotherapy in São Tomé e Príncipe	Trans R Soc Trop Med Hyg	São Tomé e Príncipe	Schistosomiasis; STHs; Lymphatic filariasis
Camara et al.	2021	10.1371/journal.pntd.0009163	Accelerating elimination of sleeping sickness from the Guinean littoral through enhanced screening in the post-Ebola context: A retrospective analysis	PLOS NEGLECT TROP D	Guinea	HAT
Camara et al.	2021	10.1371/journal.pntd.0009462	Mapping survey of schistosomiasis and soil-transmitted helminthiases towards mass drug administration in The Gambia	PLOS NEGLECT TROP D	The Gambia	Schistosomiasis; STHs
Campbell et al.	2009	10.1080/09286580902863015	Randomized Trial of High Dose Azithromycin Compared to Standard Dosing for Children with Severe Trachoma in Tanzania	OPHTHAL EPIDEMIOLOG	United Republic of Tanzania	Trachoma
Campbell et al.	2012	10.3109/09286586.2011.627490	Two-Day Dosing versus One-Day Dosing of Azithromycin in Children with Severe Trachoma in Tanzania	OPHTHAL EPIDEMIOLOG	United Republic of Tanzania	Trachoma
Celone et al.	2016	10.1016/j.actatropica.2016.08.004	Increasing the reach: Involving local Muslim religious teachers in a behavioural intervention to eliminate urogenital schistosomiasis in Zanzibar	ACTA TROP	United Republic of Tanzania	Schistosomiasis
Changalucha et al.	2021	10.1079/pavsnr202116039	Human rabies: prospects for elimination	CAB Rev	Multiple countries	Rabies
Chen et al.	2021	10.1371/journal.pntd.0009119	Children as messengers of health knowledge? Impact of health promotion and water infrastructure in schools on facial cleanliness and trachoma in the community	PLOS NEGLECT TROP D	United Republic of Tanzania	Trachoma
Chesnais et al.	2020	10.1016/j.eclinm.2020.100582	Individual risk of post-ivermectin serious adverse events in subjects infected with Loa loa	ECLINICALMEDICINE	Cameroon	Onchocerciasis
Chidambaram et al.	2006	10.1001/jama.295.10.1142	Effect of a single mass antibiotic distribution on the prevalence of infectious trachoma	JAMA-J AM MED ASSOC	Ethiopia	Trachoma
Chikowore et al.	2017	10.1371/journal.pntd.0005566	A pilot study to delimit tsetse target populations in Zimbabwe	PLOS NEGLECT TROP D	Zimbabwe	HAT
Chipeta et al.	2013	10.1371/journal.pntd.0002131	Analysis of <i>Schistosomiasis haematobium</i> Infection Prevalence and Intensity in Chikhwawa, Malawi: An Application of a Two Part Model	PLOS NEGLECT TROP D	Malawi	Schistosomiasis

Authors	Year	DOI	Article Title	Journal	Location	NTD of Interest
Christiana et al.	2021	10.1186/s41936-021-00245-8	Parasitological and epidemiological studies of <i>Wuchereria bancrofti</i> in Imobi, Ijebu East, Local Government Area of Ogun State, South Western Nigeria	J BASIC APPL ZOOLOG	Nigeria	Lymphatic filariasis
Chuchu et al.	2022	10.3389/fpubh.2022.769898	Rabies Elimination in Rural Kenya: Need for Improved Availability of Human Vaccines, Awareness and Knowledge on Rabies and Its Management Among Healthcare Workers	FRONT PUBLIC HEALTH	Kenya	Rabies
Ciciriello et al.	2022	10.1093/trstmh/trac006	An observational assessment of the safety of mass drug administration for trachoma in Ethiopian children	T ROY SOC TROP MED H	Ethiopia	Trachoma
Clark et al.	2019	10.1371/journal.pntd.0007723	Mapping <i>Schistosoma mansoni</i> endemicity in Rwanda: a critical assessment of geographical disparities arising from circulating cathodic antigen versus Kato-Katz diagnostics	PLOS NEGLECT TROP D	Rwanda	Schistosomiasis
Clements et al.	2008	10.1016/j.ijpara.2007.08.001	Balincludeian spatial analysis of a national urinary schistosomiasis questionnaire to assist geographic targeting of schistosomiasis control in Tanzania, East Africa	INT J PARASITOL	United Republic of Tanzania	Schistosomiasis
Cleveland et al.	2019	10.1038/s41598-018-37567-7	A search for tiny dragons (<i>Dracunculus medinensis</i> third-stage larvae) in aquatic animals in Chad, Africa	SCI REP-UK	Chad	Guinea worm
Coetzer et al.	2017	10.3390/tropicalmed2030030	Epidemiology of Rabies in Lesotho: The Importance of Routine Surveillance and Virus Characterization	TROP MED INFECT DIS	Lesotho	Rabies
Compaore et al.	2022	10.1051/parasite/2022024	Monitoring the elimination of <i>gambiense</i> human African trypanosomiasis in the historical focus of Batie, South-West Burkina Faso	PARASITE	Burkina Faso	HAT
Cooley et al.	2016	10.1128/JCM.02572-15	Evaluation of Multiplex-Based Antibody Testing for Use in Large-Scale Surveillance for Yaws: a Comparative Study	J CLIN MICROBIOL	Ghana, Vanuatu, and Papua New Guinea	Yaws
Corley et al.	2016	10.1371/journal.pntd.0004914	The Role of Nurses and Community Health Workers in Confronting Neglected Tropical Diseases in Sub-Saharan Africa: A Systematic Review	PLOS NEGLECT TROP D	African Region (multiple countries)	Multiple NTDs
Coulibaly et al.	2018	10.3390/tropicalmed3020069	A Rapid Appraisal of Factors Influencing Praziquantel Treatment Compliance in Two Communities Endemic for Schistosomiasis in Côte d'Ivoire	TROP MED INFECT DIS	Côte d'Ivoire	Schistosomiasis

Authors	Year	DOI	Article Title	Journal	Location	NTD of Interest
Coulibaly et al.	2016	10.1186/s13071-016-1911-9	Dynamics of antigenemia and transmission intensity of <i>Wuchereria bancrofti</i> following cessation of mass drug administration in a formerly highly endemic region of Mali	PARASITE VECTOR	Mali	Lymphatic filariasis
Coulibaly et al.	2015	10.4269/ajtmh.14-0516	The Impact of Six Annual Rounds of Mass Drug Administration on <i>Wuchereria bancrofti</i> Infections in Humans and in Mosquitoes in Mali	AM J TROP MED HYG	Mali	Lymphatic filariasis
Coulibaly et al.	2013	10.1186/1756-3305-6-247	<i>Wuchereria bancrofti</i> transmission pattern in southern Mali prior to and following the institution of mass drug administration	PARASITE VECTOR	Mali	Lymphatic filariasis
Coulibaly et al.	2022	10.1007/s00436-022-07648-8	No evidence of Lymphatic filariasis transmission in Bamako urban setting after three mass drug administration rounds	PARASITOL RES	Mali	Lymphatic filariasis
Cozart et al.	2020	10.4269/ajtmh.20-0505	Identification of Human-Derived Attractants to <i>Simulium damnosum</i> Sensu Stricto in the Madi-Mid North Onchocerciasis Focus of Uganda	AM J TROP MED HYG	Unclear	Onchocerciasis
Cromwell et al.	2021	10.1371/journal.pntd.0008824	Predicting the environmental suitability for onchocerciasis in Africa as an aid to elimination planning	PLoS Negl Trop Dis	Multiple countries	Onchocerciasis
da Luz et al.	2021	10.1371/journal.pntd.0009407	Feasibility of a dried blood spot strategy for serological screening and surveillance to monitor elimination of Human African Trypanosomiasis in the Democratic Republic of the Congo	PLOS NEGLECT TROP D	Democratic Republic of Congo	HAT
Dama et al.	2018	10.1371/journal.pntd.0006677	Description of the first sleeping sickness case diagnosed in Burkina Faso since two decades	PLOS NEGLECT TROP D	Burkina Faso	HAT
Davis et al.	2022	10.1371/journal.pntd.0010298	Using the same hand: The complex local perceptions of integrated one health based interventions in East Africa	PLOS NEGLECT TROP D	East Africa	Rabies; STHs
De Rosa et al.	2022	10.1016/j.actatropica.2021.106143	A descriptive qualitative case study of the experiences, perceptions and attitudes of pregnant women on Unguja island, Zanzibar, towards antischistosomal treatment	ACTA TROP	Zanzibar (Tanzania)	Schistosomiasis
de Souza et al.	2017	10.11604/pamj.2017.27.65.11004	An evaluation of Wb123 antibody elisa in individuals treated with ivermectin and albendazole, and implementation challenges in Africa	PAN AFR MED J	Ghana	Lymphatic filariasis
de Souza et al.	2016	10.1371/journal.pntd.0004590	Assessing Lymphatic filariasis Data Quality in Endemic Communities in Ghana, Using the Neglected Tropical Diseases Data Quality Assessment Tool for Preventive Chemotherapy	PLOS NEGLECT TROP D	Ghana	Lymphatic filariasis

Authors	Year	DOI	Article Title	Journal	Location	NTD of Interest
Debrah et al.	2017	10.1371/journal.pntd.0006099	Elimination of trachoma as a public health problem in Ghana: Providing evidence through a pre-validation survey	PLOS NEGLECT TROP D	Ghana	Trachoma
Deka	2022	10.3390/tropicalmed7020015	Predictive Risk Mapping of Schistosomiasis in Madagascar Using Ecological Niche Modeling and Precision Mapping	TROP MED INFECT DIS	Madagascar	Schistosomiasis
Dembele et al.	2010	10.1086/657063	Use of High-Dose, Twice-Yearly Albendazole and Ivermectin to Suppress <i>Wuchereria bancrofti</i> Microfilarial Levels	CLIN INFECT DIS	Mali	Lymphatic filariasis
Derua et al.	2018	10.1186/s13071-018-2999-x	Lymphatic filariasis control in Tanzania: infection, disease perceptions and drug uptake patterns in an endemic community after multiple rounds of mass drug administration	PARASITE VECTOR	United Republic of Tanzania	Lymphatic filariasis
Derua et al.	2017	10.1371/journal.pntd.0005938	Lymphatic filariasis transmission on Mafia Islands, Tanzania: Evidence from xenomonitoring in mosquito vectors	PLOS NEGLECT TROP D	United Republic of Tanzania	Lymphatic filariasis
DeWorm3 Trials Team.	2020	10.1371/journal.pntd.0008771	Baseline patterns of infection in regions of Benin, Malawi and India seeking to interrupt transmission of soil transmitted helminths (STH) in the DeWorm3 trial	PLoS Negl Trop Dis	Benin, Malawi, and India	STHs
Dezoumbe et al.	2018	10.1080/09286586.2018.1546877	Prevalence of trachoma in the Republic of Chad: results of 41 population-based surveys	OPHTHAL EPIDEMIOLOG	Chad	Trachoma
Diakite et al.	2021	10.3390/tropicalmed6010007	Baseline and Impact of First-Year Intervention on <i>Schistosoma haematobium</i> Infection in Seasonal Transmission Foci in the Northern and Central Parts of Côte d'Ivoire	TROP MED INFECT DIS	Côte d'Ivoire	Schistosomiasis
Diallo et al.	2012	https://pubmed.ncbi.nlm.nih.gov/22773078/	[Estimation of the execution of the national strategy of leprosy elimination in the "Hauts Bassins" region in Burkina Faso]	Mali Med	Burkina Faso	Leprosy
Dieye et al.	2017	10.1371/journal.pntd.0005884	Feasibility of utilizing the SD BIOLINE Onchocerciasis IgG4 rapid test in onchocerciasis surveillance in Senegal	PLOS NEGLECT TROP D	Senegal	Onchocerciasis
Dissak-Delon et al.	2017	10.1371/journal.pntd.0005849	Adherence to ivermectin is more associated with perceptions of community directed treatment with ivermectin organization than with onchocerciasis beliefs	PLOS NEGLECT TROP D	Cameroon	Onchocerciasis
Dissak-Delon et al.	2019	10.1186/s13071-019-3497-5	Barriers to the National Onchocerciasis Control Programme at operational level in Cameroon: a qualitative assessment of stakeholders' views	PARASITE VECTOR	Cameroon	Onchocerciasis

Authors	Year	DOI	Article Title	Journal	Location	NTD of Interest
Dissak-Delon et al.	2019	10.3390/tropicalmed4030105	Do Communities Really Direct in Community-Directed Interventions? A Qualitative Assessment of Beneficiaries' Perceptions at 20 Years of Community Directed Treatment with Ivermectin in Cameroon	TROP MED INFECT DIS	Cameroon	Onchocerciasis
Djiappi-Tchame et al.	2021	10.3390/genes12060828	Analyses of Insecticide Resistance Genes in <i>Aedes aegypti</i> and <i>Aedes albopictus</i> Mosquito Populations from Cameroon	GENES-BASEL	Cameroon	Dengue; Chikungunya
Dolo et al.	2019	10.1371/journal.pntd.0007064	Integrated seroprevalence-based assessment of <i>Wuchereria bancrofti</i> and <i>Onchocerca volvulus</i> in two Lymphatic filariasis evaluation units of Mali with the SD Biotline Onchocerciasis/LF IgG4 Rapid Test	PLOS NEGLECT TROP D	Mali	Onchocerciasis; Lymphatic filariasis
Dolo et al.	2021	10.1093/cid/ciaa318	Serological Evaluation of Onchocerciasis and Lymphatic filariasis Elimination in the Bakoye and Faleme Foci, Mali	CLIN INFECT DIS	Mali	Onchocerciasis
Dorkenoo et al.	2015	10.1007/s13149-014-0408-z	[Lymphatic filariasis transmission assessment survey in schools three years after stopping mass drug treatment with albendazole and ivermectin in the 7 endemic districts in Togo]	Bull Soc Pathol Exot	Togo	Lymphatic filariasis
Dorkenoo et al.	2018	10.1186/s13071-018-2843-3	Surveillance for Lymphatic filariasis after stopping mass drug administration in endemic districts of Togo, 2010-2015	Parasit Vectors	Togo	Lymphatic filariasis
Dorkenoo et al.	2012	10.1111/j.1365-3156.2012.03004.x	Nationwide integrated mapping of three neglected tropical diseases in Togo: countrywide implementation of a novel approach	TROP MED INT HEALTH	Togo	Multiple NTDs
Dorkenoo et al.	2018	10.1186/s13071-017-2611-9	Molecular xenomonitoring for post-validation surveillance of Lymphatic filariasis in Togo: no evidence for active transmission	PARASITE VECTOR	Togo	Lymphatic filariasis
Ebenso BE.	1999	10.5935/0305-7518.19990012	Results of a 1 year Special Action Project for the Elimination of Leprosy (SAPEL) in poorly accessible areas of Akwa Ibom State, Nigeria	Lepr Rev	Nigeria	Leprosy
Eberhard et al.	2014	10.4269/ajtmh.13-0554	The Peculiar Epidemiology of Dracunculiasis in Chad	AM J TROP MED HYG	Chad	Guinea worm
Ebert et al.	2019	10.1111/tmi.13208	Population coverage and factors associated with participation following a mass drug administration of azithromycin for trachoma elimination in Amhara, Ethiopia	TROP MED INT HEALTH	Ethiopia	Trachoma

Authors	Year	DOI	Article Title	Journal	Location	NTD of Interest
Edukugho et al.	2018	10.11604/pamj.2018.31.21.15120	Knowledge, attitudes and practices towards rabies prevention among residents of Abuja municipal area council, Federal Capital Territory, Nigeria	PAN AFR MED J	Nigeria	Rabies
Edwards et al.	2006	10.1016/j.ophtha.2006.01.008	Impact of health education on active trachoma in hyperendemic rural communities in Ethiopia	OPHTHALMOL-OGY	Ethiopia	Trachoma
Eigege et al.	2013	10.1371/journal.pntd.0002508	Long-lasting insecticidal nets are synergistic with mass drug administration for interruption of Lymphatic filariasis transmission in Nigeria	PLoS Negl Trop Dis	United Republic of Tanzania	Lymphatic filariasis
Ekanya et al.	2022	10.1186/s13071-022-05300-z	The preparatory phase for ground larviciding implementation for chocerciasis control in the Meme River Basin in South West Cameroon: the COUNT-DOWN Consortium alternative strategy implementation trial	PARASITE VECTOR	Cameroon	Onchocerciasis
Ekpo et al.	2022	10.1186/s12879-022-07811-7	Persistence of onchocerciasis in villages in Enugu and Ogun states in Nigeria following many rounds of mass distribution of ivermectin	BMC INFECT DIS	Nigeria	Onchocerciasis
Ella et al.	2022	10.4269/ajtmh.21-0799	An Integrated District Mapping Strategy for Loiasis to Enable Safe Mass Treatment for Onchocerciasis in Gabon	AM J TROP MED HYG	Gabon	Onchocerciasis
Emerson et al.	2004	10.1016/S0140-6736(04)15891-1	Role of flies and provision of latrines in trachoma control: cluster-randomised controlled trial	LANCET	The Gambia	Trachoma
Eneanya et al.	2018	10.1186/s13071-018-3097-9	Environmental suitability for Lymphatic filariasis in Nigeria	PARASITE VECTOR	Nigeria	Lymphatic filariasis
Eneanya et al.	2021	10.1371/journal.pntd.0009091	Progress towards onchocerciasis elimination in Côte d'Ivoire: A geospatial modelling study	PLOS NEGLECT TROP D	Côte d'Ivoire	Onchocerciasis
Ervin et al.	2016	10.1080/09286586.2016.1238947	Surveillance and Azithromycin Treatment for New-comers and Travelers Evaluation (ASANTE) Trial: Design and Baseline Characteristics	OPHTHAL EPIDE-MIOL	United Republic of Tanzania	Trachoma
Esse et al.	2017	10.1371/journal.pntd.0005839	Koko et les lunettes magiques : An educational entertainment tool to prevent parasitic worms and diarrheal diseases in Côte d'Ivoire	PLOS NEGLECT TROP D	Côte d'Ivoire	Schistosomiasis; STHs
Evans et al.	2014	10.1371/journal.pntd.0003113	Status of Onchocerciasis Transmission after More Than a Decade of Mass Drug Administration for Onchocerciasis and Lymphatic filariasis Elimination in Central Nigeria: Challenges in Coordinating the Stop MDA Decision	PLOS NEGLECT TROP D	Nigeria	Lymphatic filariasis

Authors	Year	DOI	Article Title	Journal	Location	NTD of Interest
Fall et al.	2021	10.3390/microorganisms9081776	Hybridized Zoonotic Schistosoma Infections Result in Hybridized Morbidity Profiles: A Clinical Morbidity Study amongst Co-Infected Human Populations of Senegal	MICROORGANISMS	Senegal	Schistosomiasis
Feeser et al.	2017	10.4269/ajtmh.16-0519	Characterizing Reactivity to Onchocerca volvulus Antigens in Multiplex Bead Assays	Am J Trop Med Hyg	Global	Onchocerciasis
Fimbo et al.	2020	10.3390/jcm9051550	Prevalence and Correlates of Lymphatic filariasis Infection and Its Morbidity Following Mass Ivermectin and Albendazole Administration in Mkinga District, North-Eastern Tanzania	J CLIN MED	United Republic of Tanzania	Lymphatic filariasis
Fitzpatrick et al.	2016	10.1371/journal.pntd.0005037	Benchmarking the Cost per Person of Mass Treatment for Selected Neglected Tropical Diseases: An Approach Based on Literature Review and Meta-regression with Web-Based Software Application	PLoS Negl Trop Dis	Global	Multiple NTDs
Fitzpatrick et al.	2017	10.1371/journal.pntd.0005922	The cost-effectiveness of an eradication programme in the end game: Evidence from Guinea worm disease	PLOS NEGLECT TROP D	African Region (multiple countries)	Guinea worm
Fitzpatrick et al.	2014	10.7326/M13-0542	Cost-Effectiveness of Canine Vaccination to Prevent Human Rabies in Rural Tanzania	ANN INTERN MED	United Republic of Tanzania	Rabies
Fleming et al.	2016	10.1186/s13071-016-1606-2	A mixed methods approach to evaluating community drug distributor performance in the control of neglected tropical diseases	Parasit Vectors	Uganda	Multiple NTDs
Flueckiger et al.	2022	10.1080/09286586.2021.1950775	Evaluating Precision of a Trachomatous Trichiasis (TT) Super Survey with Modulating Sample Sizes in Tanzania	Ophthalmic Epidemiol	United Republic of Tanzania	Trachoma
Forrer et al.	2021	10.1136/bmjgh-2020-003248	Why onchocerciasis transmission persists after 15 annual ivermectin mass drug administrations in South-West Cameroon	BMJ GLOB HEALTH	Cameroon	Onchocerciasis
Frempong et al.	2016	10.1093/cid/ciw144	Does Increasing Treatment Frequency Address Suboptimal Responses to Ivermectin for the Control and Elimination of River Blindness?	CLIN INFECT DIS	Ghana	Onchocerciasis
Frimpong et al.	2020	10.3390/tropicalmed5040157	Multiplex Recombinase Polymerase Amplification Assay for Simultaneous Detection of Treponema pallidum and Haemophilus ducreyi in Yaws-Like Lesions	Trop Med Infect Dis	Multiple countries; laboratory	Yaws
Garg et al.	2002	10.1016/s0035-9203(02)90435-9	Evaluation of the Integrated Management of Childhood Illness guidelines for treatment of intestinal helminth infections among sick children aged 2-4 years in western Kenya	Trans R Soc Trop Med Hyg	Kenya	STHs

Authors	Year	DOI	Article Title	Journal	Location	NTD of Interest
Gass et al.	2017	10.1371/journal.pntd.0005944	The rationale and cost-effectiveness of a confirmatory mapping tool for Lymphatic filariasis: Examples from Ethiopia and Tanzania	PLoS Negl Trop Dis	Ethiopia and Tanzania	Lymphatic filariasis
Gebrezgabiher et al.	2022	10.1371/journal.pone.0271518	Evaluation of mass treatment with ivermectin program reach and survey coverage for onchocerciasis elimination in selected endemic areas of Ethiopia	PLoS One	Ethiopia	Onchocerciasis
Gebrezgabiher et al.	2020	10.1186/s12889-020-09344-7	Status of parasitological indicators and morbidity burden of onchocerciasis after years of successive implementation of mass distribution of ivermectin in selected communities of Yeki and Asosa districts, Ethiopia	BMC PUBLIC HEALTH	Ethiopia	Onchocerciasis
Gebrezgabiher et al.	2022	10.1371/journal.pone.0263625	Impact of ivermectin mass drug administration on burden of soil-transmitted helminths in onchocerciasis control and elimination programs, Yeki district, southwest Ethiopia	PLOS ONE	Ethiopia	STHs
Genet et al.	2022	10.1371/journal.pone.0268441	Prevalence of active trachoma and its associated factors among 1-9 years of age children from model and non-model kebeles in Dangila district, northwest Ethiopia	PLOS ONE	Ethiopia	Trachoma
Geopogui et al.	2018	10.1371/journal.pntd.0006585	Baseline trachoma prevalence in Guinea: Results of national trachoma mapping in 31 health districts	PLOS NEGLECT TROP D	Guinea	Trachoma
Gichangi et al.	2015	10.3109/09286586.2015.1040924	Task Shifting for Eye Care in Eastern Africa: General Nurses as Trichiasis Surgeons in Kenya, Malawi, and Tanzania	OPHTHAL EPIDEMIOLOG	Kenya, Malawi, and Tanzania	Trachoma
Gindola et al.	2022	10.3855/jidc.15972	Abate application practices in the Guinea worm endemic region of Gambella, Ethiopia: identification of elimination gaps	J Infect Dev Ctries	Ethiopia	Guinea worm
Glenshaw et al.	2009	10.4269/ajtmh.2009.81.305	Guinea worm Disease Outcomes in Ghana: Determinants of Broken Worms	AM J TROP MED HYG	Ghana	Guinea worm
Golden et al.	2016	10.1371/journal.pntd.0004292	A Recombinant Positive Control for Serology Diagnostic Tests Supporting Elimination of <i>Onchocerca volvulus</i>	PLOS NEGLECT TROP D	Togo and multiple non-African countries	Onchocerciasis
Gonzalez-Moa et al.	2018	10.1021/acsinfecdis.8b00031	Proof-of-Concept Rapid Diagnostic Test for Onchocerciasis: Exploring Peptide Biomarkers and the Use of Gold Nanoshells as Reporter Nanoparticles	ACS INFECT DIS	Ghana and USA	Onchocerciasis
Goodhew et al.	2014	10.1186/1471-2334-14-216	Longitudinal analysis of antibody responses to trachoma antigens before and after mass drug administration	BMC INFECT DIS	Nigeria	Trachoma

Authors	Year	DOI	Article Title	Journal	Location	NTD of Interest
Goodhew et al.	2012	10.1371/journal.pntd.0001873	CT694 and pgp3 as Serological Tools for Monitoring Trachoma Programs	PLOS NEGLECT TROP D	United Republic of Tanzania	Trachoma
Goodwin et al.	2022	10.1016/j.cub.2021.11.050	Seasonal fishery facilitates a novel transmission pathway in an emerging animal reservoir of Guinea worm	CURR BIOL	Chad	Guinea worm
Grebaut et al.	2016	10.1051/parasite/2016066	Simulating the elimination of sleeping sickness with an agent-based model	PARASITE	Cameroon	HAT
Greenland et al.	2022	10.1371/journal.pntd.0010424	Seasonal variation in water use for hygiene in Oromia, Ethiopia, and its implications for trachoma control: An intensive observational study	PLoS Negl Trop Dis	Ethiopia	Trachoma
Griswold et al.	2018	10.4269/ajtmh.17-1004	Evaluation of Treatment Coverage and Enhanced Mass Drug Administration for Onchocerciasis and Lymphatic filariasis in Five Local Government Areas Treating Twice Per Year in Edo State, Nigeria	AM J TROP MED HYG	Nigeria	Onchocerciasis; Lymphatic filariasis
Groenen G.	2002	https://pubmed.ncbi.nlm.nih.gov/11969124/	Trends in prevalence and case finding in the ALERT leprosy control programme, 1979-1999	Lepr Rev	Ethiopia	Leprosy
Guagliardo et al.	2020	10.1371/journal.pntd.0008207	Guinea worm in domestic dogs in Chad: A description and analysis of surveillance data	PLOS NEGLECT TROP D	Chad	Guinea worm
Guagliardo et al.	2021	10.4269/ajtmh.20-1525	Surveillance of Human Guinea worm in Chad, 2010-2018	AM J TROP MED HYG	Chad	Guinea worm
Guagliardo et al.	2022	10.1016/S2666-5247(21)00209-3	Epidemiological and molecular investigations of a point-source outbreak of <i>Dracunculus medinensis</i> infecting humans and dogs in Chad: a cross-sectional study	LANCET MICROBE	Chad	Guinea worm
Guagliardo et al.	2021	10.4269/ajtmh.19-0924	Correlates of Variation in Guinea worm Burden among Infected Domestic Dogs	AM J TROP MED HYG		Guinea worm
Gwyn et al.	2021	10.1038/s41598-021-86639-8	Comparison of platforms for testing antibodies to <i>Chlamydia trachomatis</i> antigens in the Democratic Republic of the Congo and Togo	SCI REP-UK	DRC and Togo	Trachoma
Hamill et al.	2017	10.1186/s40249-016-0224-8	Evaluating the impact of targeting livestock for the prevention of human and animal trypanosomiasis, at village level, in districts newly affected with <i>T.b. rhodesiense</i> in Uganda	INFECT DIS POVERTY	Uganda	HAT

Authors	Year	DOI	Article Title	Journal	Location	NTD of Interest
Hampson et al.	2008	10.1371/journal.pntd.0000339	Rabies Exposures, Post-Exposure Prophylaxis and Deaths in a Region of Endemic Canine Rabies	PLOS NEGLECT TROP D	United Republic of Tanzania	Rabies
Hampson et al.	2009	10.1371/journal.pbio.1000053	Transmission Dynamics and Prospects for the Elimination of Canine Rabies	PLOS BIOL	United Republic of Tanzania	Rabies
Handzel et al.	2003	https://pubmed.ncbi.nlm.nih.gov/14628951/	Geographic distribution of schistosomiasis and soil-transmitted helminths in Western Kenya: implications for anthelmintic mass treatment	Am J Trop Med Hyg	Kenya	Schistosomiasis; STHs
Harding-Esch et al.	2009	10.1371/journal.pntd.0000573	Active Trachoma and Ocular Chlamydia trachomatis Infection in Two Gambian Regions: On Course for Elimination by 2020?	PLOS NEGLECT TROP D	The Gambia	Trachoma
Harris et al.	2015	10.1371/journal.pntd.0003590	Unprogrammed Deworming in the Kibera Slum, Nairobi: Implications for Control of Soil-Transmitted Helminthiases	PLOS NEGLECT TROP D	Kenya	STHs
Hastings J.	2016	10.1017/S0021932016000018	RUMOURS, RIOTS AND THE REJECTION OF MASS DRUG ADMINISTRATION FOR THE TREATMENT OF SCHISTOSOMIASIS IN MOROGORO, TANZANIA	J Biosoc Sci	United Republic of Tanzania	Schistosomiasis; STHs
Hernandez-Gonzalez et al.	2016	10.1186/s13071-016-1779-8	Evaluation of onchocerciasis seroprevalence in Bioko Island (Equatorial Guinea) after years of disease control programmes	PARASITE VECTOR	Equatorial Guinea	Onchocerciasis
Herrador et al.	2018	10.1371/journal.pntd.0006471	Interruption of onchocerciasis transmission in Bioko Island: Accelerating the movement from control to elimination in Equatorial Guinea	PLOS NEGLECT TROP D	Equatorial Guinea	Onchocerciasis
Hochberg et al.	2008	10.4269/ajtmh.2008.79.722	The Role of Case Containment Centers in the Eradication of Dracunculiasis in Togo and Ghana	AM J TROP MED HYG	Togo and Ghana	Guinea worm
Hodges et al.	2012	10.1371/journal.pntd.0001694	Combined Spatial Prediction of Schistosomiasis and Soil-Transmitted Helminthiasis in Sierra Leone: A Tool for Integrated Disease Control	PLOS NEGLECT TROP D	Sierra Leone	Schistosomiasis; STHs
Hodges et al.	2012	10.1016/j.actatropica.2012.07.005	High level of Schistosoma mansoni infection in pre-school children in Sierra Leone highlights the need in targeting this age group for praziquantel treatment	ACTA TROP	Sierra Leone	Schistosomiasis; STHs
Hodges et al.	2010	10.1186/1756-3305-3-120	High coverage of mass drug administration for Lymphatic filariasis in rural and non-rural settings in the Western Area, Sierra Leone	PARASITE VECTOR	Sierra Leone	Lymphatic filariasis

Authors	Year	DOI	Article Title	Journal	Location	NTD of Interest
Hodges et al.	2012	10.1186/1756-3305-5-232	Maintaining effective mass drug administration for Lymphatic filariasis through in-process monitoring in Sierra Leone	PARASITE VECTOR	Sierra Leone	Lymphatic filariasis
Hopkins et al.	2002	https://pubmed.ncbi.nlm.nih.gov/12408665/	Lymphatic filariasis elimination and schistosomiasis control in combination with onchocerciasis control in Nigeria	AM J TROP MED HYG	Nigeria	Lymphatic filariasis; STHs
Irish et al.	2015	10.2987/14-6420R.1	EVALUATION OF THE ATRAEDES (TM) LURE FOR COLLECTION OF <i>CULEX QUINQUEFASCIATUS</i> IN GRAVID TRAPS	J AM MOSQUITO CONTR	United Republic of Tanzania	Lymphatic filariasis
Jacob et al.	2021	10.4269/ajtmh.20-1104	Optimization of Slash and Clear Community-Directed Control of <i>Simulium damnosum</i> Sensu Stricto in Northern Uganda	AM J TROP MED HYG	Uganda	Onchocerciasis
Jacob et al.	2018	10.1371/journal.pntd.0006702	Community-directed vector control to supplement mass drug distribution for onchocerciasis elimination in the Madi mid-North focus of Northern Uganda	PLOS NEGLECT TROP D	Uganda	Onchocerciasis
Jacob et al.	2013	10.1371/journal.pntd.0002342	Validation of a Remote Sensing Model to Identify <i>Simulium damnosum</i> s.l. Breeding Sites in Sub-Saharan Africa	PLOS NEGLECT TROP D	Togo and Uganda	Onchocerciasis
Jamonneau et al.	2010	10.1371/journal.pntd.0000917	Revisiting the Immune Trypanolysis Test to Optimize Epidemiological Surveillance and Control of Sleeping Sickness in West Africa	PLOS NEGLECT TROP D	West Africa	HAT
Jenson et al.	2018	10.1016/j.pec.2018.01.005	Patient-centered communication of community treatment assistants in Tanzania predicts coverage of future mass drug administration for trachoma	PATIENT EDUC COUNS	United Republic of Tanzania	Trachoma
Johnson et al.	2021	10.1093/cid/ciab192	Model-Based Geostatistical Methods Enable Efficient Design and Analysis of Prevalence Surveys for Soil-Transmitted Helminth Infection and Other Neglected Tropical Diseases	Clin Infect Dis	Multiple countries	STHs
Johnson et al.	2022	10.1371/journal.pntd.0010189	Geostatistical modelling enables efficient safety assessment for mass drug administration with ivermectin in <i>Loa loa</i> endemic areas through a combined antibody and LoaScope testing strategy for elimination of onchocerciasis	PLoS Negl Trop Dis	Gabon	Onchocerciasis

Authors	Year	DOI	Article Title	Journal	Location	NTD of Interest
Jones et al.	2018	10.1186/s13071-018-3156-2	Lymphatic filariasis transmission in Rufiji District, southeastern Tanzania: infection status of the human population and mosquito vectors after twelve rounds of mass drug administration	PARASITE VECTOR	United Republic of Tanzania	Lymphatic filariasis
Jones et al.	2017	10.1016/j.ijid.2017.05.009	Lymphatic filariasis elimination efforts in Rufiji, southeastern Tanzania: decline in circulating filarial antigen prevalence in young school children after twelve rounds of mass drug administration and utilization of long-lasting insecticide-treated nets	INT J INFECT DIS	United Republic of Tanzania	Lymphatic filariasis
Kaatano et al.	2015	10.3347/kjp.2015.53.5.535	Integrated Schistosomiasis and Soil-Transmitted Helminthiasis Control over Five Years on Kome Island, Tanzania	Korean J Parasitol	United Republic of Tanzania	Schistosomiasis; STHs
Kabatende et al.	2022	10.1007/s40264-022-01201-3	Safety of Praziquantel and Albendazole Coadministration for the Control and Elimination of Schistosomiasis and Soil-Transmitted Helminths Among Children in Rwanda: An Active Surveillance Study	DRUG SAFETY	Rwanda	Schistosomiasis
Kabore et al.	2013	10.1371/journal.pntd.0002051	Predictive vs. Empiric Assessment of Schistosomiasis: Implications for Treatment Projections in Ghana	PLOS NEGLECT TROP D	Ghana	Schistosomiasis
Kagbadouno et al.	2011	10.1186/1756-3305-4-18	Progress towards the eradication of Tsetse from the Loos islands, Guinea	PARASITE VECTOR	Guinea	HAT
Kamara et al.	2019	10.1371/journal.pone.0224422	Are census data accurate for estimating coverage of a Lymphatic filariasis MDA campaign? Results of a survey in Sierra Leone	PLOS ONE	Sierra Leone	Lymphatic filariasis
Kambire et al.	2012	10.1051/parasite/2012194389	SLEEPING SICKNESS SURVEILLANCE IN CÔTE D'IVOIRE AND BURKINA FASO	PARASITE	Burkina Faso and Côte d'Ivoire	HAT
Kamga et al.	2018	10.1186/s13071-018-2944-z	Audit of the community-directed treatment with ivermectin (CDTI) for onchocerciasis and factors associated with adherence in three regions of Cameroon	PARASITE VECTOR	Cameroon	Onchocerciasis
Kamga et al.	2017	10.1186/s13071-017-2301-7	Important progress towards elimination of onchocerciasis in the West Region of Cameroon	PARASITE VECTOR	Cameroon	Onchocerciasis
Kamga et al.	2016	10.1186/s13071-016-1868-8	Still mesoendemic onchocerciasis in two Cameroonian community-directed treatment with ivermectin projects despite more than 15 years of mass treatment	PARASITE VECTOR	Cameroon	Onchocerciasis

Authors	Year	DOI	Article Title	Journal	Location	NTD of Interest
Kamgno et al.	2016	10.1371/journal.pntd.0004492	Effect of Two or Six Doses 800 mg of Albendazole Every Two Months on Loa loa Microfilaraemia: A Double Blind, Randomized, Placebo-Controlled Trial	PLOS NEGLECT TROP D	Cameroon	Loiasis
Kamgno et al.	2017	10.1056/NEJMoa1705026	A Test-and-Not-Treat Strategy for Onchocerciasis in Loa loa-Endemic Areas	NEW ENGL J MED	Cameroon	Onchocerciasis
Kaneko et al.	2021	10.1371/journal.pntd.0009222	Domestic dog demographics and estimates of canine vaccination coverage in a rural area of Zambia for the elimination of rabies	PLOS NEGLECT TROP D	Zambia	Rabies
Kaneko et al.	2021	10.3390/pathogens10060738	Immunization Coverage and Antibody Retention against Rabies in Domestic Dogs in Lusaka District, Zambia	PATHOGENS	Zambia	Rabies
Kariuki Njenga et al.	2008	10.1099/vir.0.2008/005413-0	Tracking epidemic Chikungunya virus into the Indian Ocean from East Africa	J Gen Virol	Kenya and Comoros	Chikungunya
Katarbarwa et al.	2012	10.1155/2012/748540	Transmission of onchocerciasis in wadelai focus of northwestern Uganda has been interrupted and the disease eliminated	J Parasitol Res	Uganda	Onchocerciasis
Katarbarwa et al.	2000	10.1080/00034980050034590	Controlling onchocerciasis by community-directed, ivermectin-treatment programmes in Uganda: why do some communities succeed and others fail?	Ann Trop Med Parasitol	Uganda	Onchocerciasis
Katarbarwa et al.	2014	10.4269/ajtmh.13-0501	Transmission of <i>Onchocerca volvulus</i> by <i>Simulium neavei</i> in Mount Elgon Focus of Eastern Uganda Has Been Interrupted	AM J TROP MED HYG	Uganda	Onchocerciasis
Katarbarwa et al.	2010	10.1111/j.1365-3156.2010.02501.x	Does onchocerciasis transmission take place in hypoendemic areas? a study from the North Region of Cameroon	TROP MED INT HEALTH	Cameroon	Onchocerciasis
Katarbarwa et al.	2011	10.4269/ajtmh.2011.11-0333	Seventeen Years of Annual Distribution of Ivermectin Has Not Interrupted Onchocerciasis Transmission in North Region, Cameroon	AM J TROP MED HYG	Cameroon	Onchocerciasis
Katarbarwa et al.	2010	10.1016/j.trstmh.2009.10.012	Traditional kinship system enhanced classic community-directed treatment with ivermectin (CDTI) for onchocerciasis control in Uganda	T ROY SOC TROP MED H	Uganda	Onchocerciasis
Keenan et al.	2018	10.1371/journal.pmed.1002633	Mass azithromycin distribution for hyperendemic trachoma following a cluster-randomized trial: A continuation study of randomly reassigned subclusters (TANA II)	PLOS MED	Ethiopia	Trachoma
Kelly-Hope et al.	2017	10.1186/s13071-017-2103-y	Loa loa vectors Chrysops spp.: perspectives on research, distribution, bionomics, and implications for elimination of Lymphatic filariasis and onchocerciasis	PARASITE VECTOR	Multiple countries	Onchocerciasis; Lymphatic filariasis

Authors	Year	DOI	Article Title	Journal	Location	NTD of Interest
Khaemba et al.	2021	10.3390/ph14030264	Safety and Tolerability of Mass Diethylcarbamazine and Albendazole Administration for the Elimination of Lymphatic filariasis in Kenya: An Active Surveillance Study	PHARMACEUTICALS-BASE	Kenya	Lymphatic filariasis
Kibe et al.	2022	10.1186/s40794-022-00172-8	Towards elimination of Lymphatic filariasis in Kenya: improving advocacy, communication and social mobilization activities for mass drug administration, a qualitative study	TROP DIS TRAVEL MED	Kenya	Lymphatic filariasis
Kim et al.	2019	10.1371/journal.pntd.0007127	Community-level chlamydial serology for assessing trachoma elimination in trachoma-endemic Niger	PLOS NEGLECT TROP D	Niger	Trachoma
Kisoka et al.	2017	10.1017/S0021932016000365	DILEMMAS OF COMMUNITY-DIRECTED MASS DRUG ADMINISTRATION FOR Lymphatic filariasis CONTROL: A QUALITATIVE STUDY FROM URBAN AND RURAL TANZANIA	J BIOSOC SCI	United Republic of Tanzania	Lymphatic filariasis
Kisoka et al.	2014	10.1371/journal.pone.0109316	Factors Influencing Drug Uptake during Mass Drug Administration for Control of Lymphatic filariasis in Rural and Urban Tanzania	PLOS ONE	United Republic of Tanzania	Lymphatic filariasis
Kisoka et al.	2016	10.1017/S0021932015000024	COMMUNITY MEMBERS' PERCEPTIONS OF MASS DRUG ADMINISTRATION FOR CONTROL OF Lymphatic filariasis IN RURAL AND URBAN TANZANIA	J BIOSOC SCI	United Republic of Tanzania	Lymphatic filariasis
Knee et al.	2021	10.7554/eLife.62278	Effects of an urban sanitation intervention on childhood enteric infection and diarrhea in Maputo, Mozambique: A controlled before-and-after trial	Elife	Mozambique	STHs
Knobel et al.	2008	10.1111/j.1365-2664.2007.01387.x	Trapping and vaccination of endangered Ethiopian wolves to control an outbreak of rabies	J APPL ECOL	Ethiopia	Rabies
Knopp et al.	2019	10.1371/journal.pntd.0007268	A 5-Year intervention study on elimination of urogenital schistosomiasis in Zanzibar: Parasitological results of annual cross-sectional surveys	PLoS Negl Trop Dis	Zanzibar (United Republic of Tanzania)	Schistosomiasis
Knopp et al.	2019	10.1016/S2214-109X(19)30189-5	Evaluation of integrated interventions layered on mass drug administration for urogenital schistosomiasis elimination: a cluster-randomised trial	Lancet Glob Health	Zanzibar (United Republic of Tanzania)	Schistosomiasis
Knopp et al.	2016	10.1186/s13071-015-1244-0	Praziquantel coverage in schools and communities targeted for the elimination of urogenital schistosomiasis in Zanzibar: a cross-sectional survey	PARASITE VECTOR	United Republic of Tanzania	Schistosomiasis
Knopp et al.	2013	10.1371/journal.pntd.0002474	Elimination of Schistosomiasis Transmission in Zanzibar: Baseline Findings before the Onset of a Randomized Intervention Trial	PLOS NEGLECT TROP D	Zanzibar (United Republic of Tanzania)	Schistosomiasis

Authors	Year	DOI	Article Title	Journal	Location	NTD of Interest
Knopp et al.	2014	10.4269/ajtmh.13-0268	Diagnostic Accuracy of Kato-Katz, FLOTAC, Baermann, and PCR Methods for the Detection of Light-Intensity Hookworm and <i>Strongyloides stercoralis</i> Infections in Tanzania	AM J TROP MED HYG	United Republic of Tanzania	STHs
Koala et al.	2017	10.1016/j.actatropica.2016.11.003	Recrudescence of onchocerciasis in the Comoe valley in Southwest Burkina Faso	ACTA TROP	Burkina Faso	Onchocerciasis
Koala et al.	2019	10.1186/s13071-019-3290-5	Entomological assessment of the transmission following recrudescence of onchocerciasis in the Comoe Valley, Burkina Faso	PARASITE VECTOR	Burkina Faso	Onchocerciasis
Koffi et al.	2016	10.1051/parasite/2016059	A targeted door-to-door strategy for sleeping sickness detection in low-prevalence settings in Côte d'Ivoire	PARASITE	Côte d'Ivoire	HAT
Kokaliaris et al.	2022	10.1016/S1473-3099(21)00090-6	Effect of preventive chemotherapy with praziquantel on schistosomiasis among school-aged children in sub-Saharan Africa: a spatiotemporal modelling study	Lancet Infect Dis	African Region (multiple countries)	Schistosomiasis
Komlan et al.	2018	10.1371/journal.pntd.0006312	Onchocerca volvulus infection and serological prevalence, ocular onchocerciasis and parasite transmission in northern and central Togo after decades of <i>Simulium damnosum</i> s.l. vector control and mass drug administration of ivermectin	PLOS NEGLECT TROP D	Cameroon	Onchocerciasis
Koroma et al.	2012	10.1186/1756-3305-5-10	Lymphatic filariasis mapping by Immunochromatographic Test cards and baseline microfilaria survey prior to mass drug administration in Sierra Leone	PARASITE VECTOR	Sierra Leone	Lymphatic filariasis
Koroma et al.	2011	10.3109/09286586.2011.594204	The Epidemiology of Trachoma in the Five Northern Districts of Sierra Leone	OPHTHAL EPIDEMIOLOG	Sierra Leone	Trachoma
Koroma et al.	2018	10.1186/s40249-018-0410-y	Impact of five annual rounds of mass drug administration with ivermectin on onchocerciasis in Sierra Leone	INFECT DIS PRACT	Sierra Leone	Onchocerciasis
Kositz et al.	2022	10.1016/j.ijid.2022.10.043	Effects of Ivermectin Mass Drug Administration for Malaria Vector Control on Ectoparasites and Soil-Transmitted Helminths: A Cluster Randomised Trial	Int J Infect Dis	The Gambia	Scabies; STHs
Koukounari et al.	2007	10.1086/520515	Schistosoma haematobium infection and morbidity before and after large-scale administration of praziquantel in Burkina Faso	J INFECT DIS	Burkina Faso	Schistosomiasis

Authors	Year	DOI	Article Title	Journal	Location	NTD of Interest
Krentel et al.	2017	10.1371/journal.pntd.0006065	Review of the factors influencing the motivation of community drug distributors towards the control and elimination of neglected tropical diseases (NTDs)	PLoS Negl Trop Dis	Global	Multiple NTDs
Kukula et al.	2019	10.1371/journal.pntd.0007207	A major hurdle in the elimination of urogenital schistosomiasis revealed: Identifying key gaps in knowledge and understanding of female genital schistosomiasis within communities and local health workers	PLOS NEGLECT TROP D	Ghana	Schistosomiasis
Kusi et al.	2020	10.1186/s40249-020-0638-1	The fight against Lymphatic filariasis: perceptions of community drug distributors during mass drug administration in coastal Kenya	INFECT DIS POVERTY	Kenya	Lymphatic filariasis
Kwakye-Maclean et al.	2017	10.1371/journal.pntd.0005154	A Single Dose Oral Azithromycin versus Intramuscular Benzathine Penicillin for the Treatment of Yaws-A Randomized Non Inferiority Trial in Ghana	PLOS NEGLECT TROP D	Ghana	Yaws
Lakew et al.	2009	10.1371/journal.pntd.0000376	Reduction and Return of Infectious Trachoma in Severely Affected Communities in Ethiopia	PLOS NEGLECT TROP D	Ethiopia	Trachoma
Lakwo et al.	2017	10.1016/j.actatropica.2016.12.029	Interruption of the transmission of <i>Onchocerca volvulus</i> in the Kashoya-Kitomi focus, western Uganda by long-term ivermectin treatment and elimination of the vector <i>Simulium neavei</i> by larviciding	ACTA TROP	Uganda	Onchocerciasis
Lakwo et al.	2006	10.1111/j.1365-2915.2006.00603.x	Transmission of <i>Onchocerca volvulus</i> and prospects for the elimination of its vector, the blackfly <i>Simulium neavei</i> in the Mpamba-Nkusi focus in Western Uganda	MED VET ENTOMOL	Uganda	Onchocerciasis
Landoure et al.	2012	10.1371/journal.pntd.0001774	Significantly Reduced Intensity of Infection but Persistent Prevalence of Schistosomiasis in a Highly Endemic Region in Mali after Repeated Treatment	PLOS NEGLECT TROP D	Mali	Schistosomiasis
Lee et al.	2014	10.1371/journal.pntd.0002761	The Effect of Multiple Rounds of Mass Drug Administration on the Association between Ocular <i>Chlamydia trachomatis</i> Infection and Follicular Trachoma in Preschool-Aged Children	PLOS NEGLECT TROP D	United Republic of Tanzania	Trachoma
Legge et al.	2020	10.1371/journal.pntd.0008258	Implementer and recipient perspectives of community-wide mass drug administration for soil-transmitted helminths in Kwale County, Kenya	PLOS NEGLECT TROP D	Kenya	STHs

Authors	Year	DOI	Article Title	Journal	Location	NTD of Interest
Lemma et al.	2020	10.1111/tmi.13492	Challenges in the last mile of the global Guinea worm eradication program	TROP MED INT HEALTH	Global	Guinea worm
Li et al.	2019	10.1016/S2214-109X(19)30346-8	Improving public health control of schistosomiasis with a modified WHO strategy: a model-based comparison study	LANCET GLOB HEALTH	Kenya	Schistosomiasis
Lietman et al.	2015	10.1016/j.epidem.2015.03.003	The distribution of the prevalence of ocular chlamydial infection in communities where trachoma is disappearing	EPIDEM-ICS-NETH	Ethiopia	Trachoma
Liu et al.	2021	10.4269/ajtmh.20-0584	Investigation of Dracunculiasis Transmission among Humans, Chad, 2013-2017	AM J TROP MED HYG	Chad	Guinea worm
Liu et al.	2013	10.1371/journal.pntd.0002303	Assessment of Transmission in Trachoma Programs over Time Suggests No Short-Term Loss of Immunity	PLOS NEGLECT TROP D	United Republic of Tanzania	Trachoma
Lo et al.	2018	10.1073/pnas.1708729114	Impact and cost-effectiveness of snail control to achieve disease control targets for schistosomiasis	P NATL ACAD SCI USA	Kenya	Schistosomiasis
Longbottom et al.	2020	10.1371/journal.pntd.0008096	Quantifying geographic accessibility to improve efficiency of entomological monitoring	PLOS NEGLECT TROP D	Uganda	HAT
Loum et al.	2017	10.4269/ajtmh.17-0244	Evaluation of Community-Directed Operation of Black Fly Traps for Entomological Surveillance of <i>Onchocerca volvulus</i> Transmission in the Madi-Mid North Focus of Onchocerciasis in Northern Uganda	AM J TROP MED HYG	Uganda	Onchocerciasis
Lumbala et al.	2020	10.1371/journal.pntd.0008779	Development and implementation of a strategy for intensified screening for <i>gambiense</i> human African trypanosomiasis in Kongo Central province, DRC	PLOS NEGLECT TROP D	Democratic Republic of Congo	HAT
Lupenza et al.	2021	10.1186/s40249-021-00808-5	Lymphatic filariasis, infection status in <i>Culex quinquefasciatus</i> and <i>Anopheles</i> species after six rounds of mass drug administration in Masasi District, Tanzania	INFECT DIS POVERTY	United Republic of Tanzania	Lymphatic filariasis
Lupenza et al.	2022	10.1371/journal.pone.0262693	Lymphatic filariasis elimination status: <i>Wuchereria bancrofti</i> infections in human populations and factors contributing to continued transmission after seven rounds of mass drug administration in Masasi District, Tanzania	PLOS ONE	United Republic of Tanzania	Lymphatic filariasis
Luroni et al.	2017	10.1371/journal.pone.0189306	The interruption of <i>Onchocerca volvulus</i> and <i>Wuchereria bancrofti</i> transmission by integrated chemotherapy in the Obongi focus, North Western Uganda	PLOS ONE	Uganda	Onchocerciasis; Lymphatic filariasis
Magalhaes et al.	2011	10.1371/journal.pntd.0001200	Mapping Helminth Co-Infection and Co-Intensity: Geostatistical Prediction in Ghana	PLOS NEGLECT TROP D	Ghana	Schistosomiasis; STHs

Authors	Year	DOI	Article Title	Journal	Location	NTD of Interest
Mahamat et al.	2017	10.1371/journal.pntd.0005792	Adding tsetse control to medical activities contributes to decreasing transmission of sleeping sickness in the Mandoul focus (Chad)	PLOS NEGLECT TROP D	Chad	HAT
Maiga et al.	2022	10.11604/pamj.2022.43.48.30512	Knowledge and factors influencing schistosomiasis control interventions in the hyperendemic health district of Kalabancoro in Mali, 2020	PAN AFR MED J	Mali	Schistosomiasis
Manyeh et al.	2020	10.1371/journal.pntd.0007009	Exploring factors affecting quality implementation of Lymphatic filariasis mass drug administration in Bole and Central Gonja Districts in Northern Ghana	PLOS NEGLECT TROP D	Ghana	Lymphatic filariasis
Maritim et al.	2019	10.1080/16549716.2019.1570646	Factors shaping the implementation of the SAFE strategy for trachoma using the Consolidated Framework for Implementation Research: a systematic review	Glob Health Action	Multiple Countries	Trachoma
Marks et al.	2018	10.1093/cid/cix892	Diagnostics for Yaws Eradication: Insights From Direct Next-Generation Sequencing of Cutaneous Strains of <i>Treponema pallidum</i>	CLIN INFECT DIS	Solomon Islands and Ghana	Yaws
Martin et al.	2021	10.1371/journal.pone.0255647	Evaluating the feasibility and acceptability of a community dialogue intervention in the prevention and control of schistosomiasis in Nampula province, Mozambique	PLOS ONE	Mozambique	Schistosomiasis
Masiira et al.	2018	10.1371/journal.pone.0198568	Long term trends and spatial distribution of animal bite injuries and deaths due to human rabies infection in Uganda, 2001-2015	PLOS ONE	Uganda	Rabies
Massa et al.	2009	10.1017/S0021932008002964	COMMUNITY PERCEPTIONS ON THE COMMUNITY-DIRECTED TREATMENT AND SCHOOL-BASED APPROACHES FOR THE CONTROL OF SCHISTOSOMIASIS AND SOIL-TRANSMITTED HELMINTHIASIS AMONG SCHOOL-AGE CHILDREN IN LUSHOTO DISTRICT, TANZANIA	J BIOSOC SCI	United Republic of Tanzania	Schistosomiasis
Massa et al.	2009	10.1016/j.trstmh.2008.07.011	The combined effect of the Lymphatic filariasis Elimination Programme and the Schistosomiasis and Soil-transmitted Helminthiasis Control Programme on soil-transmitted helminthiasis in school-children in Tanzania	T ROY SOC TROP MED H	United Republic of Tanzania	STHs

Authors	Year	DOI	Article Title	Journal	Location	NTD of Interest
Mazigo et al.	2021	10.1371/journal.pntd.0009789	We know about schistosomiasis but we know nothing about FGS: A qualitative assessment of knowledge gaps about female genital schistosomiasis among communities living in <i>Schistosoma haematobium</i> endemic districts of Zanzibar and Northwestern Tanzania	PLOS NEGLECT TROP D	Zanzibar (United Republic of Tanzania)	Schistosomiasis
Mcdonald et al.	2020	10.1371/journal.pntd.0008170	Ecology of domestic dogs <i>Canis familiaris</i> as an emerging reservoir of Guinea worm <i>Dracunculus medinensis</i> infection	PLOS NEGLECT TROP D	Chad	Guinea worm
Mduluza et al.	2020	10.1371/journal.pntd.0008388	Six rounds of annual praziquantel treatment during a national helminth control program significantly reduced schistosome infection and morbidity levels in a cohort of schoolchildren in Zimbabwe	PLOS NEGLECT TROP D	Zimbabwe	Schistosomiasis
Melese et al.	2004	10.1001/jama.292.6.721	Feasibility of eliminating ocular <i>Chlamydia trachomatis</i> with repeat mass antibiotic treatments	JAMA-J AM MED ASSOC	Ethiopia	Trachoma
Meurs et al.	2015	10.1371/journal.pntd.0003959	Is PCR the Next Reference Standard for the Diagnosis of <i>Schistosoma</i> in Stool? A Comparison with Microscopy in Senegal and Kenya	PLOS NEGLECT TROP D	Senegal; Kenya	Schistosomiasis; STHs
Midzi et al.	2020	10.1371/journal.pntd.0008739	Elimination of STH morbidity in Zimbabwe: Results of 6 years of deworming intervention for school-age children	PLoS Negl Trop Dis	Zimbabwe	STHs
Migchelsen et al.	2017	10.1371/journal.pntd.0005230	Defining Seropositivity Thresholds for Use in Trachoma Elimination Studies	PLOS NEGLECT TROP D	Laos, Uganda, and The Gambia	Trachoma
Mihretu et al.	2022	10.1155/2022/4792280	Risk Factors of Noncompliance to Preventive Mass Drug Administration for Eliminating Lymphatic filariasis: A Case-Control Study in Jawi District, Northwest Ethiopia	J TROP MED-US	Ethiopia	Lymphatic filariasis
Minetti et al.	2020	10.1371/journal.pntd.0008175	Field evaluation of DNA detection of human filarial and malaria parasites using mosquito excreta/feces	PLOS NEGLECT TROP D	Ghana	Lymphatic filariasis
Minetti et al.	2019	10.1371/journal.pntd.0006994	Elimination within reach: A cross-sectional study highlighting the factors that contribute to persistent Lymphatic filariasis in eight communities in rural Ghana	PLOS NEGLECT TROP D	Ghana	Lymphatic filariasis

Authors	Year	DOI	Article Title	Journal	Location	NTD of Interest
Mishra et al.	2019	10.1371/journal.pntd.0007844	Insufficiency of annual praziquantel treatment to control <i>Schistosoma mansoni</i> infections in adult women: A longitudinal cohort study in rural Tanzania	PLOS NEGLECT TROP D	United Republic of Tanzania	Schistosomiasis
Mnkugwe et al.	2020	10.1371/journal.pntd.0008619	Efficacy and safety of praziquantel and dihydroartemisinin piperazine combination for treatment and control of intestinal schistosomiasis: A randomized, non-inferiority clinical trial	PLOS NEGLECT TROP D	United Republic of Tanzania	Schistosomiasis
Monje et al.	2021	10.1371/journal.pntd.0007944	Trends and spatial distribution of animal bites and vaccination status among victims and the animal population, Uganda: A veterinary surveillance system analysis, 2013-2017	PLOS NEGLECT TROP D	Uganda	Rabies
Moraga et al.	2015	10.1186/s13071-015-1166-x	Modelling the distribution and transmission intensity of Lymphatic filariasis in sub-Saharan Africa prior to scaling up interventions: integrated use of geostatistical and mathematical modelling	Parasit Vectors	Multiple countries	Lymphatic filariasis
Morters et al.	2014	10.1111/1365-2664.12279	The demography of free-roaming dog populations and applications to disease and population control	J APPL ECOL	South Africa and Indonesia	Rabies
Morters et al.	2015	10.1136/vr.102975	Effective vaccination against rabies in puppies in rabies endemic regions	VET REC	South Africa and United Republic of Tanzania	Rabies
Mosimann et al.	2017	10.1016/j.actatropica.2016.10.007	A mixed methods approach to assess animal vaccination programmes: The case of rabies control in Bamako, Mali	ACTA TROP	Mali	Rabies
Moss et al.	2017	10.4269/ajtmh.16-0560	Serological Responses to Filarial Antigens in Malian Children Attending Elementary Schools	Am J Trop Med Hyg	Mali	Lymphatic filariasis
Moya et al.	2016	10.1371/journal.pntd.0004829	Evidence for Suppression of Onchocerciasis Transmission in Bioko Island, Equatorial Guinea	PLOS NEGLECT TROP D	Equatorial Guinea	Onchocerciasis
Mpanya et al.	2015	10.1371/journal.pntd.0003686	From Health Advice to Taboo: Community Perspectives on the Treatment of Sleeping Sickness in the Democratic Republic of Congo, a Qualitative Study	PLOS NEGLECT TROP D	Democratic Republic of Congo	HAT
Mpyet et al.	2018	10.1080/09286586.2018.1481984	Impact Survey Results after SAFE Strategy Implementation in 15 Local Government Areas of Kebbi, Sokoto and Zamfara States, Nigeria	OPHTHAL EPIDEMIOLOG	Nigeria	Trachoma
Mpyet et al.	2016	10.1080/09286586.2016.1238945	Prevalence of Trachoma in Bauchi State, Nigeria: Results of 20 Local Government Area-Level Surveys	OPHTHAL EPIDEMIOLOG	Nigeria	Trachoma

Authors	Year	DOI	Article Title	Journal	Location	NTD of Interest
Mpyet et al.	2016	10.1080/09286586.2016.1230633	Trachoma Mapping in Gombe State, Nigeria: Results of 11 Local Government Area Surveys	OPHTHAL EPIDE-MIOL	Nigeria	Trachoma
Mpyet et al.	2016	10.1080/09286586.2016.1236975	Prevalence of Trachoma in Katsina State, Nigeria: Results of 34 District-Level Surveys	OPHTHAL EPIDE-MIOL	Nigeria	Trachoma
Mpyet et al.	2017	10.1080/09286586.2016.1265657	Prevalence of Trachoma in Kano State, Nigeria: Results of 44 Local Government Area-Level Surveys	OPHTHAL EPIDE-MIOL	Nigeria	Trachoma
Mshelbwala et al.	2021	10.1371/journal.pntd.0009617	Rabies epidemiology, prevention and control in Nigeria: Scoping progress towards elimination	PLOS NEGLECT TROP D	Nigeria	Rabies
Mtuy et al.	2021	10.1017/S0021932020000553	Understanding hard-to-reach communities: local perspectives and experiences of trachoma control among the pastoralist Maasai in northern Tanzania	J BIOSOC SCI	United Republic of Tanzania	Trachoma
Mudenda et al.	2022	10.1186/s41936-022-00265-y	Diagnostic accuracy of Schistosoma immunochromatographic IgG/IgM rapid test in the detection of schistosomiasis in Zambia	J BASIC APPL ZOO	Zambia	Schistosomiasis
Muhsin et al.	2022	10.3390/tropicalmed7110347	The Indispensability of Snail Control for Accelerating Schistosomiasis Elimination: Evidence from Zanzibar	Trop Med Infect Dis	Zanzibar (Tanzania)	Schistosomiasis
Mulenga et al.	2019	10.4269/ajtmh.18-0382	Integration of Human African Trypanosomiasis Control Activities into Primary Health Services in the Democratic Republic of the Congo: A Qualitative Study of Stakeholder Perceptions	AM J TROP MED HYG	Democratic Republic of Congo	HAT
Mulenga et al.	2019	10.1007/s40121-019-0253-2	Passive Screening and Diagnosis of Sleeping Sickness with New Tools in Primary Health Services: An Operational Research	INFECT DIS THER	Democratic Republic of Congo	HAT
Musuva et al.	2014	10.4269/ajtmh.13-0488	Community knowledge, attitudes and practices on schistosomiasis in western Kenya--the SCORE Project	Am J Trop Med Hyg	Kenya	Schistosomiasis
Musuva et al.	2021	10.1371/journal.pone.0253115	Unprotected water sources and low latrine coverage are contributing factors to persistent hotspots for schistosomiasis in western Kenya	PLoS One	Kenya	Schistosomiasis
Muthiani et al.	2015	10.1016/j.prevetmed.2015.04.007	Low coverage of central point vaccination against dog rabies in Bamako, Mali	PREV VET MED	Mali	Rabies
Mutsaka-Makuvaza et al.	2019	10.1186/s13071-019-3668-4	Knowledge, perceptions and practices regarding schistosomiasis among women living in a highly endemic rural district in Zimbabwe: implications on infections among preschool-aged children	PARASITE VECTOR	Zimbabwe	Schistosomiasis

Authors	Year	DOI	Article Title	Journal	Location	NTD of Interest
Mutsaka-Makuvaza et al.	2018	10.1186/s40249-018-0483-7	Reinfection of urogenital schistosomiasis in pre-school children in a highly endemic district in Northern Zimbabwe: a 12 months compliance study	INFECT DIS POVERTY	Zimbabwe	Schistosomiasis
Mutuku et al.	2019	10.4269/ajtmh.19-0089	A Search for Snail-Related Answers to Explain Differences in Response of <i>Schistosoma mansoni</i> to Praziquantel Treatment among Responding and Persistent Hotspot Villages along the Kenyan Shore of Lake Victoria	Am J Trop Med Hyg	Kenya	Schistosomiasis
Mwakitalu et al.	2013	10.1016/j.actatropica.2013.10.004	Urban Lymphatic filariasis in the city of Tanga, Tanzania, after seven rounds of mass drug administration	ACTA TROP	United Republic of Tanzania	Lymphatic filariasis
Mwale et al.	2018	10.1080/09286586.2018.1546880	PREVALENCE OF TRACHOMA IN 47 ADMINISTRATIVE DISTRICTS OF ZAMBIA: RESULTS OF 32 POPULATION-BASED PREVALENCE SURVEYS	OPHTHAL EPIDEMIOLOG	Zambia	Trachoma
Mwanakasale et al.	2013	10.1186/1756-0500-6-180	Challenges in the control of human African trypanosomiasis in the Mpika district of Zambia	BMC Res Notes	Zambia	HAT
Mwandawiro et al.	2019	10.1186/s13071-019-3322-1	Results of a national school-based deworming programme on soil-transmitted helminths infections and schistosomiasis in Kenya: 2012-2017	PARASITE VECTOR	Kenya	Schistosomiasis; STHs
Mwanga et al.	2015	10.3347/kjp.2015.53.5.553	Improved Socio-Economic Status of a Community Population Following Schistosomiasis and Intestinal Worm Control Interventions on Kome Island, North-Western Tanzania	Korean J Parasitol	United Republic of Tanzania	Schistosomiasis
Mwanga et al.	2015	10.3347/kjp.2015.53.5.561	Improved Perceptions and Practices Related to Schistosomiasis and Intestinal Worm Infections Following PHAST Intervention on Kome Island, North-Western Tanzania	KOREAN J PARASITOL	United Republic of Tanzania	Schistosomiasis; STHs
Mwingira et al.	2016	10.1080/09286586.2016.1236974	Progress of Trachoma Mapping in Mainland Tanzania: Results of Baseline Surveys from 2012 to 2014	OPHTHAL EPIDEMIOLOG	United Republic of Tanzania	Trachoma
N'Djetchi et al.	2017	10.1371/journal.pntd.0005993	The study of trypanosome species circulating in domestic animals in two human African trypanosomiasis foci of Côte d'Ivoire identifies pigs and cattle as potential reservoirs of <i>Trypanosoma brucei gambiense</i>	PLOS NEGLECT TROP D	Côte d'Ivoire	HAT

Authors	Year	DOI	Article Title	Journal	Location	NTD of Interest
Nalugwa et al.	2015	10.1371/journal.pntd.0003796	Single Versus Double Dose Praziquantel Comparison on Efficacy and Schistosoma mansoni Re-Infection in Preschool-Age Children in Uganda: A Randomized Controlled Trial	PLoS Negl Trop Dis	Uganda	Schistosomiasis
Nana-Djeunga et al.	2020	10.3390/pathogens9121043	Collateral Impact of Community-Directed Treatment with Ivermectin (CDTI) for Onchocerciasis on Parasitological Indicators of Loa loa Infection	PATHOGENS	Cameroon	Onchocerciasis
Nana-Djeunga et al.	2017	10.1371/journal.pntd.0005633	First evidence of Lymphatic filariasis transmission interruption in Cameroon: Progress towards elimination	PLOS NEGLECT TROP D	Cameroon	Lymphatic filariasis
Nash et al.	2021	10.4269/ajtmh.20-0777	Population-Based Prevalence of Chlamydia trachomatis Infection and Antibodies in Four Districts with Varying Levels of Trachoma Endemicity in Amhara, Ethiopia	Am J Trop Med Hyg	Ethiopia	Trachoma
Nash et al.	2018	10.1093/trstmh/try096	Trachoma prevalence remains below threshold in five districts after stopping mass drug administration: results of five surveillance surveys within a hyperendemic setting in Amhara, Ethiopia	T ROY SOC TROP MED H	Ethiopia	Trachoma
Ndao et al.	2015	10.1007/s13149-014-0370-9	[Can we overcome schistosomiasis? A Senegalese example]	Bull Soc Pathol Exot	Senegal	Schistosomiasis
Ndeffo Mbah et al.	2013	10.1073/pnas.1221396110	Cost-effectiveness of a community-based intervention for reducing the transmission of Schistosoma haematobium and HIV in Africa	Proc Natl Acad Sci U S A	Zimbabwe	Schistosomiasis
Ndisabiye et al.	2020	10.4314/ahs.v20i1.23	Association of environmental risk factors and trachoma in Gashoho Health District, Burundi	AFR HEALTH SCI	Burundi	Trachoma
Ng'etich et al.	2016	10.1186/s13071-016-1368-x	A cross-sectional study on schistosomiasis and soil-transmitted helminths in Mbita district, western Kenya using different copromicroscopic techniques	Parasit Vectors	Kenya	Schistosomiasis; STHs
Ngazoa-Kakou et al.	2011		Evaluation of real-time PCR for Mycobacterium ulcerans in endemic region in Côte d'Ivoire	AFR J MICROBIOL RES	Côte d'Ivoire	Buruli ulcer
Ngugi et al.	2018	10.1186/s12889-018-5888-5	Epidemiology and surveillance of human animal-bite injuries and rabies post-exposure prophylaxis, in selected counties in Kenya, 2011-2016	BMC PUBLIC HEALTH	Kenya	Rabies
Niamsi-Emalio et al.	2021	10.1093/cid/ciab255	Unusual Localization of Blood-Borne Loa loa Microfilariae in the Skin Depends on Microfilarial Density in the Blood: Implications for Onchocerciasis Diagnosis in Coendemic Areas	CLIN INFECT DIS	Cameroon	Onchocerciasis

Authors	Year	DOI	Article Title	Journal	Location	NTD of Interest
Nikiema et al.	2018	10.1016/j.actatropica.2018.05.013	Onchocerciasis prevalence, human migration and risks for onchocerciasis elimination in the Upper Mouhoun, Nakambe and Nazinon river basins in Burkina Faso	ACTA TROP	Burkina Faso	Onchocerciasis
Njenga et al.	2017	10.1186/s13071-017-2044-5	Assessment of Lymphatic filariasis prior to re-starting mass drug administration campaigns in coastal Kenya	PARASITE VECTOR	Kenya	Lymphatic filariasis
Njenga et al.	2011	10.1186/1756-3305-4-90	Sustained reduction in prevalence of Lymphatic filariasis infection in spite of missed rounds of mass drug administration in an area under mosquito nets for malaria control	PARASITE VECTOR	Kenya	Lymphatic filariasis
Njenga et al.	2008	10.1016/j.trstmh.2008.04.039	Impact of two rounds of mass treatment with diethylcarbamazine plus albendazole on <i>Wuchereria bancrofti</i> infection and the sensitivity of immunochromatographic test in Malindi, Kenya	T ROY SOC TROP MED H	Kenya	Lymphatic filariasis
Njomo et al.	2012	10.1371/journal.pone.0048395	The Role of Personal Opinions and Experiences in Compliance with Mass Drug Administration for Lymphatic filariasis Elimination in Kenya	PLOS ONE	Kenya	Lymphatic filariasis
Njomo et al.	2020	10.1371/journal.pntd.0008499	Addressing barriers of community participation and access to mass drug administration for Lymphatic filariasis elimination in Coastal Kenya using a participatory approach	PLOS NEGLECT TROP D	Kenya	Lymphatic filariasis
Njomo et al.	2020	10.1371/journal.pntd.0009012	Implementation challenges and opportunities for improved mass treatment uptake for Lymphatic filariasis elimination: Perceptions and experiences of community drug distributors of coastal Kenya	PLOS NEGLECT TROP D	Kenya	Lymphatic filariasis
Njomo et al.	2014	10.1371/journal.pone.0083413	Increasing Coverage in Mass Drug Administration for Lymphatic filariasis Elimination in an Urban Setting: a Study of Malindi Town, Kenya	PLOS ONE	Kenya	Lymphatic filariasis
Nkieri et al.	2020	10.3390/tropicalmed5020053	An Active Follow-up Strategy for Serological Suspects of Human African Trypanosomiasis with Negative Parasitology Set up by a Health Zone Team in the Democratic Republic of Congo	TROP MED INFECT DIS	Democratic Republic of Congo	HAT

Authors	Year	DOI	Article Title	Journal	Location	NTD of Interest
Nolna et al.	2020	10.3390/tropicalmed5040172	Integration of Traditional Healers in Human African Trypanosomiasis Case Finding in Central Africa: A Quasi-Experimental Study	TROP MED INFECT DIS	Multiple countries; Cameroon, Central African Republic (CAR); Chad; Democratic Republic of the Congo; Equatorial Guinea; Gabon; Republic of Congo	HAT
Nsagha et al.	2011	10.4081/jphia.2011.e10	Social stigma as an epidemiological determinant for leprosy elimination in Cameroon	J PUBLIC HEALTH AFR	Cameroon	Leprosy
Ochieng et al.	2015	10.1371/journal.pone.0132645	Seroprevalence of Infections with Dengue, Rift Valley Fever and Chikungunya Viruses in Kenya, 2007	PLoS One	Kenya	Dengue; Chikungunya
Odhiambo et al.	2014	10.1371/journal.pntd.0002784	Low Levels of Awareness Despite High Prevalence of Schistosomiasis among Communities in Nyalenda Informal Settlement, Kisumu City, Western Kenya	PLOS NEGLECT TROP D	Kenya	Schistosomiasis
Oguttu et al.	2014	10.4269/ajtmh.13-0546	Serosurveillance to Monitor Onchocerciasis Elimination: The Ugandan Experience	AM J TROP MED HYG	Uganda	Onchocerciasis
Okello et al.	2021	10.3389/fvets.2021.611132	Livestock Network Analysis for Rhodesiense Human African Trypanosomiasis Control in Uganda	FRONT VET SCI	Uganda	HAT
Okorie et al.	2013	10.1371/journal.pntd.0002416	Lymphatic filariasis in Nigeria; Micro-stratification Overlap Mapping (MOM) as a Prerequisite for CostEffective Resource Utilization in Control and Surveillance	PLOS NEGLECT TROP D	Nigeria	Lymphatic filariasis
Okoyo et al.	2021	10.3389/fpubh.2021.645522	Prevalence and Correlation Analysis of Soil-Transmitted Helminths Infections and Treatment Coverage for Preschool and School Aged Children in Kenya: Secondary Analysis of the National School Based Deworming Program Data	FRONT PUBLIC HEALTH	Kenya	STHs
Olamiju et al.	2022	10.1080/09286586.2022.2045025	Prevalence of Trachoma following Implementation of the SAFE Strategy in Three Local Government Areas of Taraba State, North Eastern Nigeria	OPHTHAL EPIDEMIOLOG	Nigeria	Trachoma
Oluwabiyi et al.	2016	10.1016/j.aogh.2016.07.003	Lymphatic filariasis in Southwestern Nigerian Rural Communities: A Cross-sectional Survey of the Knowledge, Awareness, and Predisposing Factors	ANN GLOB HEALTH	Nigeria	Lymphatic filariasis

Authors	Year	DOI	Article Title	Journal	Location	NTD of Interest
Onkanga et al.	2016	10.1016/j.ijpara.2016.01.006	Impact of two rounds of praziquantel mass drug administration on <i>Schistosoma mansoni</i> infection prevalence and intensity: a comparison between community wide treatment and school based treatment in western Kenya	INT J PARASITOL	Kenya	Schistosomiasis
Onzo-Aboki et al.	2019	10.1016/j.actatropica.2019.01.004	Human schistosomiasis in Benin: Countrywide evidence of <i>Schistosoma haematobium</i> predominance	ACTA TROP	Benin	Schistosomiasis
Ortu et al.	2017	10.1093/inthealth/ihx025	Mass drug administration in Central Equatoria, South Sudan: results and suggestions for future distributions	Int Health	South Sudan	Schistosomiasis; STHs
Ortu et al.	2017	10.4269/ajtmh.16-0671	Countrywide Reassessment of <i>Schistosoma mansoni</i> Infection in Burundi Using a Urine-Circulating Cathodic Antigen Rapid Test: Informing the National Control Program	AM J TROP MED HYG	Burundi	Schistosomiasis
Osei et al.	2022	10.1016/j.parepi.2021.e00235	Mass drug administration targeting <i>Onchocerca volvulus</i> in Owabi catchment area in Ashanti Region, Ghana: Determinants of drug coverage and drug uptake.	PARASITE EPIDEM CONT	Ghana	Onchocerciasis
Oswald et al.	2020	10.1016/S2214-109X(20)30344-2	Patterns of individual non-treatment during multiple rounds of mass drug administration for control of soil-transmitted helminths in the TUMIKIA trial, Kenya: a secondary longitudinal analysis	Lancet Glob Health	Kenya	STHs
Otabil et al.	2019	10.1186/s12879-019-4076-2	Prevalence of onchocerciasis and associated clinical manifestations in selected hypoendemic communities in Ghana following long-term administration of ivermectin	BMC INFECT DIS	Ghana	Onchocerciasis
Owusu et al.	2015	10.1093/trstmh/trv070	Evaluation of human and mosquito based diagnostic tools for defining endpoints for elimination of <i>Anopheles</i> transmitted Lymphatic filariasis in Ghana	T ROY SOC TROP MED H	Ghana	Lymphatic filariasis
Palmer et al.	2014	10.1371/journal.pntd.0002742	A mixed methods study of a health worker training intervention to increase syndromic referral for <i>gambiense</i> human African trypanosomiasis in South Sudan	PLoS Negl Trop Dis	South Sudan	HAT
Pam et al.	2017	10.1371/journal.pntd.0006004	Is mass drug administration against Lymphatic filariasis required in urban settings? The experience in Kano, Nigeria	PLOS NEGLECT TROP D	Nigeria	Lymphatic filariasis

Authors	Year	DOI	Article Title	Journal	Location	NTD of Interest
Parisi et al.	2019	10.1186/s12889-019-8091-4	Factors associated with relevant knowledge of intestinal schistosomiasis and intention to participate in treatment campaigns: a cross sectional survey among school children at Ijinga Island on Lake Victoria, North-Western Tanzania	BMC PUBLIC HEALTH	United Republic of Tanzania	Schistosomiasis
Parke et al.	2022	10.1093/inthealth/ihac042	Behaviour Insight Shadowing: examining daily life settings for the prevention of neglected tropical disease	INT HEALTH	Nigeria; the Democratic Republic of Congo; Guinea Bissau	Multiple NTDs
Parker et al.	2013	10.1017/S0021932012000466	WILL MASS DRUG ADMINISTRATION ELIMINATE Lymphatic filariasis? EVIDENCE FROM NORTHERN COASTAL TANZANIA	J BIOSOC SCI	United Republic of Tanzania	Lymphatic filariasis
Paulin et al.	2017	10.4269/ajtmh.16-0988	Evaluation of Onchocerciasis Transmission in Tanzania: Preliminary Rapid Field Results in the Tukuyu Focus, 2015	Am J Trop Med Hyg	United Republic of Tanzania	Onchocerciasis
Paulo et al.	2020	10.1016/j.parepi.2020.e00183	Clinical, serological and DNA testing in Bengo Province, Angola further reveals low filarial endemicity and opportunities for disease elimination	PARASITE EPIDEM CONT	Angola	Onchocerciasis; Lymphatic filariasis; Loiasis
Pearson et al.	2021	10.1016/S2666-5247(21)00150-6	Immunomics-guided discovery of serum and urine antibodies for diagnosing urogenital schistosomiasis: a biomarker identification study	LANCET MICROBE	Multiple countries; Gabon; United Republic of Tanzania; Zimbabwe	Schistosomiasis
Pelletreau et al.	2011	10.1371/journal.pntd.0001380	The Field-Testing of a Novel Integrated Mapping Protocol for Neglected Tropical Diseases	PLOS NEGLECT TROP D	Mali and Senegal	Lymphatic filariasis; Trachoma; Schistosomiasis; STHs
Pennance et al.	2022	10.1371/journal.pntd.0010585	Transmission and diversity of <i>Schistosoma haematobium</i> and <i>S. bovis</i> and their freshwater intermediate snail hosts <i>Bulinus globosus</i> and <i>B. nasutus</i> in the Zanzibar Archipelago, United Republic of Tanzania	PLoS Negl Trop Dis	Zanzibar (United Republic of Tanzania)	Schistosomiasis
Pennance et al.	2022	10.1371/journal.pntd.0010419	Potential drivers for schistosomiasis persistence: Population genetic analyses from a cluster-randomized urogenital schistosomiasis elimination trial across the Zanzibar islands	PLoS Negl Trop Dis	United Republic of Tanzania	Schistosomiasis
Pennance et al.	2016	10.1186/s13071-016-1847-0	Urogenital schistosomiasis transmission on Unguja Island, Zanzibar: characterisation of persistent hot-spots	Parasit Vectors	Zanzibar (United Republic of Tanzania)	Schistosomiasis
Percoma et al.	2018	10.1186/s13071-017-2609-3	Impact of an integrated control campaign on tsetse populations in Burkina Faso	PARASITE VECTOR	Burkina Faso	HAT

Authors	Year	DOI	Article Title	Journal	Location	NTD of Interest
Person et al.	2016	10.1371/journal.pntd.0004814	Community Knowledge, Perceptions, and Practices Associated with Urogenital Schistosomiasis among School-Aged Children in Zanzibar, United Republic of Tanzania	PLOS NEGLECT TROP D	Zanzibar (Tanzania)	Schistosomiasis
Person et al.	2021	10.1016/j.actatropica.2021.105960	Evaluation of a urogenital schistosomiasis behavioural intervention among students from rural schools in Unguja and Pemba islands, Zanzibar	ACTA TROP	Zanzibar (Tanzania)	Schistosomiasis
Phaff et al.	2003		Characteristics and treatment outcomes of leprosy patients detected during a leprosy elimination campaign in Mozambique compared with routinely detected patients	LEPROSY REV	Mozambique	Leprosy
Pion et al.	2020	10.1371/journal.pntd.0008322	The impact of four years of semiannual treatments with albendazole alone on Lymphatic filariasis and soil-transmitted helminth infections: A community-based study in the Democratic Republic of the Congo	PLOS NEGLECT TROP D	Democratic Republic of Congo	Lymphatic filariasis; STHs
Pion et al.	2020	10.1016/S1473-3099(19)30554-7	Implications for annual retesting after a test-and-not-treat strategy for onchocerciasis elimination in areas co-endemic with Loa loa infection: an observational cohort study	LANCET INFECT DIS	Cameroon	Onchocerciasis
Plucinski et al.	2018	10.1371/journal.pntd.0006278	Multiplex serology for impact evaluation of bed net distribution on burden of Lymphatic filariasis and four species of human malaria in northern Mozambique	PLoS Negl Trop Dis	Mozambique	Lymphatic filariasis
Porco et al.	2009	10.1001/jama.2009.1266	Effect of Mass Distribution of Azithromycin for Trachoma Control on Overall Mortality in Ethiopian Children A Randomized Trial	JAMA-J AM MED ASSOC	Ethiopia	Trachoma
Prince-Guerra et al.	2018	10.4269/ajtmh.17-0809	Comparison of PCR Methods for <i>Onchocerca volvulus</i> Detection in Skin Snip Biopsies from the Tshopo Province, Democratic Republic of the Congo	AM J TROP MED HYG	Democratic Republic of Congo	Onchocerciasis
Radvan et al.	2022	10.1093/inthealth/ihac045	Resuming NTD activities in the context of COVID-19: an investigation into the advantages of risk assessment processes to mitigate the transmission of COVID-19 during NTD delivery	INT HEALTH	African Region (multiple countries)	Multiple NTDs
Raghunathan et al.	2005	10.1086/429623	Risk factors for Buruli ulcer disease (<i>Mycobacterium ulcerans</i> Infection): results from a case-control study in Ghana	Clin Infect Dis	Ghana	Buruli ulcer

Authors	Year	DOI	Article Title	Journal	Location	NTD of Interest
Raimon et al.	2021	10.3390/pathogens10101329	Slash and Clear, a Community-Based Vector Control Method to Reduce Onchocerciasis Transmission by Simulium sirbanum in Maridi, South Sudan: A Prospective Study	PATHOGENS	South Sudan	Onchocerciasis
Rakers et al.	2020	10.4269/ajtmh.20-0368	Assessing Hypoendemic Onchocerciasis in Loa loa Endemic Areas of Southeast Nigeria	AM J TROP MED HYG	Nigeria	Onchocerciasis
Rayaisse et al.	2010	10.1371/journal.pntd.0000632	Prospects for the Development of Odour Baits to Control the Tsetse Flies <i>Glossina tachinoides</i> and <i>G-palpalis</i> s.l.	PLOS NEGLECT TROP D	Côte d'Ivoire and Burkina Faso	HAT
Rebollo et al.	2015	10.1371/journal.pntd.0003642	Elimination of Lymphatic filariasis in The Gambia	PLOS NEGLECT TROP D	The Gambia	Lymphatic filariasis
Richards et al.	2018	10.4269/ajtmh.18-0341	Operational Performance of the <i>Onchocerca volvulus</i> "OEPA" Ov16 ELISA Serological Assay in Mapping, Guiding Decisions to Stop Mass Drug Administration, and Posttreatment Surveillance Surveys	AM J TROP MED HYG	Unclear	Onchocerciasis
Richards et al.	2020	10.4269/ajtmh.19-0577	The Interruption of Transmission of Human Onchocerciasis by an Annual Mass Drug Administration Program in Plateau and Nasarawa States, Nigeria	AM J TROP MED HYG	Nigeria	Onchocerciasis
Richards et al.	2013	10.4269/ajtmh.12-0775	Community-Wide Distribution of Long-Lasting Insecticidal Nets Can Halt Transmission of Lymphatic filariasis in Southeastern Nigeria	AM J TROP MED HYG	Nigeria	Lymphatic filariasis
Richards et al.	2005	10.1179/136485905X19838	Significant decrease in the prevalence of <i>Wuchereria bancrofti</i> infection in anopheline mosquitoes following the addition of albendazole to annual, ivermectin-based, mass treatments in Nigeria	ANN TROP MED PARASIT	Nigeria	Lymphatic filariasis
Richards et al.	2020	10.1371/journal.pntd.0008620	Identifying correlates of Guinea worm (<i>Dracunculus medinensis</i>) infection in domestic dog populations	PLOS NEGLECT TROP D	Chad	Guinea worm
Richardus et al.	2021	10.1016/S2214-109X(20)30396-X	Leprosy post-exposure prophylaxis with single-dose rifampicin (LPEP): an international feasibility programme	LANCET GLOB HEALTH	United Republic of Tanzania (and other non-African countries)	Leprosy
Rilkoff	2013	10.1371/journal.pntd.0002312	Exploring Gender Dimensions of Treatment Programmes for Neglected Tropical Diseases in Uganda	PLOS NEGLECT TROP D	Uganda	Multiple NTDs

Authors	Year	DOI	Article Title	Journal	Location	NTD of Interest
Robinson et al.	2022	10.1016/j.eclinm.2022.101487	Evaluation of the efficacy of insecticide-treated scarves to protect children from the trachoma vector <i>Musca sorbens</i> (Diptera: Muscidae): A phase II randomised controlled trial in Oromia, Ethiopia	EClinicalMedicine	Ethiopia	Trachoma
Rog et al.	2011	10.1186/1471-2458-11-495	A cross-sectional survey of water and clean faces in trachoma endemic communities in Tanzania	BMC Public Health	United Republic of Tanzania	Trachoma
Rubenstein et al.	2021	10.1371/journal.pntd.0009285	Community-based Guinea worm surveillance in Chad: Evaluating a system at the intersection of human and animal disease	PLOS NEGLECT TROP D	Chad	Guinea worm
Ryan et al.	2006	https://pubmed.ncbi.nlm.nih.gov/16474089/	Spatial clustering and epidemiological aspects of visceral leishmaniasis in two endemic villages, Baringo District, Kenya	AM J TROP MED HYG	Kenya	Leishmaniasis
Sacolo-Gwebu et al.	2019	10.1186/s40249-019-0561-5	Prevalence and risk factors of schistosomiasis and soil-transmitted helminthiasis among preschool aged children (1-5years) in rural KwaZulu-Natal, South Africa: a cross-sectional study	INFECT DIS POVERTY	South Africa	Schistosomiasis; STHs
Sacolo-Gwebu et al.	2019	10.1186/s12879-019-4253-3	Knowledge, attitudes and practices on schistosomiasis and soil-transmitted helminths among caregivers in Ingwavuma area in uMkhanyakude district, South Africa	BMC INFECT DIS	South Africa	Schistosomiasis; STHs
Saleh et al.	2018	10.2987/17-6709.1	HABITAT CHARACTERISTICS FOR IMMATURE STAGES OF <i>Aedes aegypti</i> IN ZANZIBAR CITY, TANZANIA	J AM MOSQUITO CONTR	United Republic of Tanzania	Dengue; Chikungunya
Salomao et al.	2017	10.1371/journal.pntd.0005787	Epidemiology, clinical features and risk factors for human rabies and animal bites during an outbreak of rabies in Maputo and Matola cities, Mozambique, 2014: Implications for public health interventions for rabies control	PLOS NEGLECT TROP D	Mozambique	Rabies
Samenjo et al.	2022	10.9745/GHSP-D-21-00780	Stakeholders' Perspectives on the Application of New Diagnostic Devices for Urinary Schistosomiasis in Oyo State, Nigeria: A Q-Methodology Approach	GLOB HEALTH-SCI PRAC	Nigeria	Schistosomiasis
Samuels et al.	2012	10.4269/ajtmh.2012.12-0397	<i>Schistosoma mansoni</i> morbidity among school-aged children: a SCORE project in Kenya	Am J Trop Med Hyg	Kenya	Schistosomiasis

Authors	Year	DOI	Article Title	Journal	Location	NTD of Interest
Sanders et al.	2017	10.1371/journal.pntd.0005658	Burden of trachoma in five counties of Eastern Equatoria state, South Sudan: Results from population-based surveys	PLoS Negl Trop Dis	South Sudan	Trachoma
Sanders et al.	2019	10.1371/journal.pntd.0007491	Prevalence of trachoma within refugee camps serving South Sudanese refugees in White Nile State, Sudan: Results from population-based surveys	PLOS NEGLECT TROP D	South Sudan	Trachoma
Sata et al.	2021	10.4269/ajtmh.20-1365	Twelve-Year Longitudinal Trends in Trachoma Prevalence among Children Aged 1-9 Years in Amhara, Ethiopia, 2007-2019	AM J TROP MED HYG	Ethiopia	Trachoma
Seck et al.	2019	10.3390/pathogens8030113	Serological Data Shows Low Levels of Chikungunya Exposure in Senegalese Nomadic Pastoralists	Pathogens	Senegal	Chikungunya
Seidman et al.	2014	10.1093/ije/dyu062	Increased carriage of macrolide-resistant fecal <i>E. coli</i> following mass distribution of azithromycin for trachoma control	INT J EPIDEMIOLOG	United Republic of Tanzania	Trachoma
Selby et al.	2019	10.1371/journal.pntd.0007550	Gambian human African trypanosomiasis in North West Uganda. Are we on course for the 2020 target?	PLOS NEGLECT TROP D	Uganda	HAT
Senghor et al.	2016	10.1371/journal.pntd.0004557	Impact of Annual Praziquantel Treatment on Urogenital Schistosomiasis in a Seasonal Transmission Focus in Central Senegal	PLOS NEGLECT TROP D	Senegal	Schistosomiasis
Senyonjo et al.	2021	10.1371/journal.pntd.0009744	Surveillance for peri-elimination trachoma recrudescence: Exploratory studies in Ghana	PLOS NEGLECT TROP D	Ghana	Trachoma
Senyonjo et al.	2018	10.1371/journal.pntd.0007027	Serological and PCR-based markers of ocular <i>Chlamydia trachomatis</i> transmission in northern Ghana after elimination of trachoma as a public health problem	PLOS NEGLECT TROP D	Ghana	Trachoma
Sesay et al.	2014	10.1186/1756-3305-7-14	<i>Schistosoma mansoni</i> infection after three years of mass drug administration in Sierra Leone	PARASITE VECTOR	Sierra Leone	Schistosomiasis
Seyum et al.		10.1080/09286586.2022.2065313	Prevalence of Trachoma from 66 Impact Surveys in 52 Woredas of Southern Nations, Nationalities and Peoples' and Sidama Regions of Ethiopia, 2017-2019	OPHTHAL EPIDEMIOLOG	Ethiopia	Trachoma
Shen et al.	2017	10.1186/s12879-017-2738-5	Protocol and baseline data for a multi-year cohort study of the effects of different mass drug treatment approaches on functional morbidities from schistosomiasis in four African countries	BMC Infect Dis	Kenya; United Republic of Tanzania; Niger; Mozambique	Schistosomiasis

Authors	Year	DOI	Article Title	Journal	Location	NTD of Interest
Shwiff et al.	2016	10.1111/tbed.12283	Towards Canine Rabies Elimination in KwaZulu-Natal, South Africa: Assessment of Health Economic Data	TRANSBOUND EMERG DIS	South Africa	Rabies
Sime et al.	2018	10.1371/journal.pntd.0006325	Results of a confirmatory mapping tool for Lymphatic filariasis endemicity classification in areas where transmission was uncertain in Ethiopia	PLOS NEGLECT TROP D	Ethiopia	Lymphatic filariasis
Simonsen et al.	2013	10.1186/1471-2334-13-335	Lymphatic filariasis control in Tanzania: effect of six rounds of mass drug administration with ivermectin and albendazole on infection and transmission	BMC INFECT DIS	Tanzania	Lymphatic filariasis
Simonsen et al.	2010	10.1371/journal.pntd.0000696	Lymphatic filariasis Control in Tanzania: Effect of Repeated Mass Drug Administration with Ivermectin and Albendazole on Infection and Transmission	PLOS NEGLECT TROP D	Tanzania	Lymphatic filariasis
Slaven et al.	2020	10.1371/journal.pntd.0008401	A cost-analysis of conducting population-based prevalence surveys for the validation of the elimination of trachoma as a public health problem in Amhara, Ethiopia	PLOS NEGLECT TROP D	Ethiopia	Trachoma
Snyder et al.	2019	10.1093/inthealth/ihz035	Smartphone photography as a possible method of post-validation trachoma surveillance in resource-limited settings	INT HEALTH	Burkina Faso	Trachoma
Sokolow et al.	2017	10.1098/rstb.2016.0127	Nearly 400 million people are at higher risk of schistosomiasis because dams block the migration of snail-eating river prawns	PHILOS T R SOC B	Sub-sahara Africa; Multiple countries (looked as a whole)	Schistosomiasis
Sousa-Figueiredo et al.	2012	10.1371/journal.pntd.0001864	Performance and Safety of Praziquantel for Treatment of Intestinal Schistosomiasis in Infants and Preschool Children	PLOS NEGLECT TROP D	Uganda	Schistosomiasis
Spargo et al.	2021	10.1371/journal.pone.0246103	Knowledge, attitudes and practices towards rabies: A survey of the general population residing in the Harare Metropolitan Province of Zimbabwe	PLoS One	Zimbabwe	Rabies
Sreenivasan et al.	2017	10.4269/ajtmh.16-1026	Recurrence of Guinea worm Disease in Chad after a 10-Year Absence: Risk Factors for Human Cases Identified in 2010-2011	AM J TROP MED HYG	Chad	Guinea worm
Stanton et al.	2014	10.1111/tmi.12266	Quantifying filariasis and malaria control activities in relation to Lymphatic filariasis elimination: a multiple intervention score map (MISM) for Malawi	TROP MED INT HEALTH	Malawi	Lymphatic filariasis

Authors	Year	DOI	Article Title	Journal	Location	NTD of Interest
Stewart et al.	2019	10.4269/ajtmh.19-0450	Progress to Eliminate Trachoma as a Public Health Problem in Amhara National Regional State, Ethiopia: Results of 152 Population-Based Surveys	AM J TROP MED HYG	Ethiopia	Trachoma
Stoller et al.	2011	10.1016/j.inhe.2011.03.004	Efficacy of latrine promotion on emergence of infection with ocular <i>Chlamydia trachomatis</i> after mass antibiotic treatment: a cluster-randomized trial	INT HEALTH	Ethiopia	Trachoma
Straily et al.	2021	10.4269/ajtmh.21-0599	Evaluation of the Point-of-Care Circulating Cathodic Antigen Assay for Monitoring Mass Drug Administration in a <i>Schistosoma mansoni</i> Control Program in Western Kenya	Am J Trop Med Hyg	Kenya	Schistosomiasis
Straily et al.	2021	10.4269/ajtmh.20-1175	Use of a Tablet-Based System to Perform Abdominal Ultrasounds in a Field Investigation of Schistosomiasis-Related Morbidity in Western Kenya	Am J Trop Med Hyg	Kenya	Schistosomiasis
Sule et al.	2022	10.1186/s13071-022-05421-5	A novel theatre-based behaviour change approach for influencing community uptake of schistosomiasis control measures	PARASITE VECTOR	United Republic of Tanzania and Ethiopia	Schistosomiasis
Tabi et al.	2018	10.11604/pamj.2018.30.74.15676	Soil-transmitted Helminth infection in the Tiko Health District, South West Region of Cameroon: a post-intervention survey on prevalence and intensity of infection among primary school children	PAN AFR MED J	Cameroon	STHs
Tadesse et al.	2017	10.1371/journal.pntd.0006080	Effect of water, sanitation and hygiene interventions on active trachoma in North and South Wollo zones of Amhara Region, Ethiopia: A Quasi-experimental study	PLOS NEGLECT TROP D	Ethiopia	Trachoma
Tanaka et al.	2021	10.1016/j.parint.2021.102346	Potential of antibody test using <i>Schistosoma mansoni</i> recombinant serpin and RP26 to detect light-intensity infections in endemic areas	Parasitol Int	Kenya	Schistosomiasis
Tilahun et al.	2018	10.1186/s12886-018-0868-1	Coverage of azithromycin mass treatment for trachoma elimination in Northwestern Ethiopia: a community based cross-sectional study	BMC OPHTHALMOL	Ethiopia	Trachoma
Tirados et al.	2020	10.1371/journal.pntd.0008270	Impact of tiny targets on <i>Glossina fuscipes quanzensis</i> , the primary vector of human African trypanosomiasis in the Democratic Republic of the Congo	PLOS NEGLECT TROP D	Democratic Republic of Congo	HAT
Tiruneh et al.	2020	10.1186/s12889-020-08904-1	Identification of transmission foci of <i>Schistosoma mansoni</i> : narrowing the intervention target from district to transmission focus in Ethiopia	BMC PUBLIC HEALTH	Ethiopia	Schistosomiasis

Authors	Year	DOI	Article Title	Journal	Location	NTD of Interest
Traore et al.	2018	10.1371/journal.pntd.0006289	Prevalence of trachoma in the KalInclude region of Mali eight years after stopping mass drug administration	PLOS NEGLECT TROP D	Mali	Trachoma
Traore et al.	2012	10.1371/journal.pntd.0001825	Proof-of-Principle of Onchocerciasis Elimination with Ivermectin Treatment in Endemic Foci in Africa: Final Results of a Study in Mali and Senegal	PLOS NEGLECT TROP D	Mali and Senegal	Onchocerciasis
Trippler et al.	2022	10.1186/s40249-021-00928-y	GPS-based fine-scale mapping surveys for schistosomiasis assessment: a practical introduction and documentation of field implementation	INFECT DIS POVERTY	United Republic of Tanzania	Schistosomiasis
Trippler et al.	2022	10.1186/s13071-022-05404-6	Fine-scale-mapping of <i>Schistosoma haematobium</i> infections at the school and community levels and intermediate host snail abundance in the north of Pemba Island: baseline cross-sectional survey findings before the onset of a 3-year intervention study	PARASITE VECTOR	United Republic of Tanzania	Schistosomiasis
Trippler et al.	2021	10.1371/journal.pntd.0009127	Impact of seven years of mass drug administration and recrudescence of <i>Schistosoma haematobium</i> infections after one year of treatment gap in Zanzibar: Repeated cross-sectional studies	PLOS NEGLECT TROP D	United Republic of Tanzania	Schistosomiasis
Tschopp et al.	2016	10.1371/journal.pntd.0004471	Dog Demography, Animal Bite Management and Rabies Knowledge-Attitude and Practices in the Awash Basin, Eastern Ethiopia	PLOS NEGLECT TROP D	Ethiopia	Rabies
Tupps et al.	2022	10.1371/journal.pntd.0010410	Community-wide prevalence and intensity of soil-transmitted helminthiasis and <i>Schistosoma mansoni</i> in two districts of Sierra Leone	PLoS Negl Trop Dis	Sierra Leone	Schistosomiasis; STHs
van der Werf et al.	2002	10.1046/j.1365-3156.2002.00823.x	Evaluation of staff performance and material resources for integrated schistosomiasis control in Northern Senegal	TROP MED INT HEALTH	Senegal	Schistosomiasis
van Eijk et al.	2009	10.1371/journal.pntd.0000370	Geohelminth Infections among Pregnant Women in Rural Western Kenya; a Cross-Sectional Study	PLOS NEGLECT TROP D	Kenya	STHs
Van et al.	2020	10.3390/diagnostics10050328	Improving Access to Diagnostics for Schistosomiasis Case Management in Oyo State, Nigeria: Barriers and Opportunities	DIAGNOSTICS	Nigeria	Schistosomiasis
Vander Kelen et al.	2020	10.1371/journal.pntd.0008696	Feasibility of community-based control of tsetse: A pilot project using Tiny Targets in the Democratic Republic of Congo	PLOS NEGLECT TROP D	Democratic Republic of Congo	HAT

Authors	Year	DOI	Article Title	Journal	Location	NTD of Interest
Vroom et al.	2015	10.1177/2050312115594083	Data reporting constraints for the Lymphatic filariasis mass drug administration activities in two districts in Ghana: A qualitative study	SAGE OPEN MED	Ghana	Lymphatic filariasis
Wamae et al.	2011	10.1016/j.actatropica.2010.09.009	Evaluation of effectiveness of diethylcarbamazine/ albendazole combination in reduction of <i>Wuchereria bancrofti</i> infection using multiple infection parameters	ACTA TROP	Kenya	Lymphatic filariasis
Wambura et al.	2019	10.1016/j.vaccine.2019.05.035	Rabies vaccine and immunoglobulin supply and logistics: Challenges and opportunities for rabies elimination in Kenya	VACCINE	Kenya	Rabies
Wanji et al.	2018	10.1371/journal.pntd.0006750	Impact of repeated annual community directed treatment with ivermectin on loiasis parasitological indicators in Cameroon: Implications for onchocerciasis and Lymphatic filariasis elimination in areas co-endemic with <i>Loa loa</i> in Africa	PLoS Negl Trop Dis	Cameroon	Onchocerciasis; Lymphatic filariasis
Wanji et al.	2019	10.1371/journal.pntd.0007192	Mapping of Lymphatic filariasis in loiasis areas: A new strategy shows no evidence for <i>Wuchereria bancrofti</i> endemicity in Cameroon	PLOS NEGLECT TROP D	Cameroon	Lymphatic filariasis
Wanji et al.	2015	10.1186/s13071-015-1283-6	Relationship between oral declaration on adherence to ivermectin treatment and parasitological indicators of onchocerciasis in an area of persistent transmission despite a decade of mass drug administration in Cameroon	PARASITE VECTOR	Cameroon	Onchocerciasis
Wanji et al.	2015	10.1186/s13071-015-0817-2	Situation analysis of parasitological and entomological indices of onchocerciasis transmission in three drainage basins of the rain forest of South West Cameroon after a decade of ivermectin treatment	PARASITE VECTOR	Cameroon	Onchocerciasis
Wanji et al.	2009	10.1186/1756-3305-2-39	Community-directed delivery of doxycycline for the treatment of onchocerciasis in areas of co-endemicity with loiasis in Cameroon	PARASITE VECTOR	Cameroon	Onchocerciasis
Weil et al.	2013	10.4269/ajtmh.13-0089	Laboratory and field evaluation of a new rapid test for detecting <i>Wuchereria bancrofti</i> antigen in human blood	Am J Trop Med Hyg	US, Liberia	Lymphatic filariasis
West et al.	2017	10.1371/journal.pone.0178595	Treating village newcomers and travelers for trachoma: Results from ASANTE cluster randomized trial	PLOS ONE	Tanzania	Trachoma

Authors	Year	DOI	Article Title	Journal	Location	NTD of Interest
West et al.	2015	10.3109/09286586.2015.1010687	Risk of Infection with Chlamydia trachomatis from Migrants to Communities Undergoing Mass Drug Administration for Trachoma Control	OPHTHAL EPIDE-MIOL	United Republic of Tanzania	Trachoma
Wiegand et al.	2017	10.1093/infdis/jix496	A Persistent Hotspot of Schistosoma mansoni Infection in a Five-Year Randomized Trial of Praziquantel Preventative Chemotherapy Strategies	J Infect Dis	Kenya	Schistosomiasis
Wiegand et al.	2021	10.1093/ofid/ofab179	Control and Elimination of Schistosomiasis as a Public Health Problem: Thresholds Fail to Differentiate Schistosomiasis Morbidity Prevalence in Children	OPEN FORUM INFECT DI	Burkina Faso, Mali, Niger, United Republic of Tanzania, Uganda, and Zambia; Multiple countries	Schistosomiasis
Wilson et al.	2019	10.1080/09286586.2017.1293693	Evaluation of a Single Dose of Azithromycin for Trachoma in Low-Prevalence Communities	OPHTHAL EPIDE-MIOL	United Republic of Tanzania	Trachoma
Wilson et al.	2016	10.1371/journal.pntd.0005198	Evaluation of Lymphatic filariasis and Onchocerciasis in Three Senegalese Districts Treated for Onchocerciasis with Ivermectin	PLOS NEGLECT TROP D	Senegal	Onchocerciasis; Lymphatic filariasis
Won et al.	2017	10.4269/ajtmh.16-0665	Multiplex Serologic Assessment of Schistosomiasis in Western Kenya: Antibody Responses in Pre-school Aged Children as a Measure of Reduced Transmission	Am J Trop Med Hyg	Kenya	Schistosomiasis
Worku et al.	2022	10.1155/2022/1417804	Knowledge, Attitude, and Practice of Community towards an Onchocerciasis Elimination Program from South West Ethiopia	J TROP MED-US	Ethiopia	Onchocerciasis
Worrell et al.	2016	10.1371/journal.pone.0150744	A Cross-Sectional Study of Water, Sanitation, and Hygiene-Related Risk Factors for Soil-Transmitted Helminth Infection in Urban School- and Pre-school-Aged Children in Kibera, Nairobi	PLOS ONE	Kenya	STHs
Yaro et al.	2022	10.1155/2022/3117646	Evaluation of School-Based Health Education Intervention on the Incidence of Soil-Transmitted Helminths in Pupils of Rural Communities of Eastern Kogi State, North Central Nigeria	J Parasitol Res	Nigeria	STHs

Authors	Year	DOI	Article Title	Journal	Location	NTD of Interest
Yohannan et al.	2013	10.1001/jamaophthal-mol.2013.2356	Can We Stop Mass Drug Administration Prior to 3 Annual Rounds in Communities With Low Prevalence of Trachoma?	JAMA OPHTHAL-MOL	Tanzania	Trachoma
Yokoly et al.	2020	10.1371/journal.pone.0231541	Low transmission of <i>Wuchereria bancrofti</i> in cross-border districts of Côte d'Ivoire: A great step towards Lymphatic filariasis elimination in West Africa	PLOS ONE	Côte d'Ivoire	Lymphatic filariasis
Young et al.	2015	10.1371/journal.pntd.0003450	Identification of human semiochemicals attractive to the major vectors of onchocerciasis	PLoS Negl Trop Dis	Burkina Faso and Mexico	Onchocerciasis
Zambrano et al.	2015	10.1371/journal.pntd.0003774	Exposure to an Indoor Cooking Fire and Risk of Trachoma in Children of Kongwa, Tanzania	PLOS NEGLECT TROP D	Tanzania	Trachoma
Liu et al.	2022	10.3390/ijerph20010582	Awareness Status of Schistosomiasis among School-Aged Students in Two Schools on Pemba Island, Zanzibar: A Cross-Sectional Study	Int J Environ Res Public Health	Zanzibar (Tanzania)	Schistosomiasis
Atekem et al.	2022	10.1371/journal.pntd.0010591	Evaluating the impact of alternative intervention strategies in accelerating onchocerciasis elimination in an area of persistent transmission in the West Region of Cameroon	PLOS NEGLECT TROP D	Cameroon	Onchocerciasis
Hoekstra et al.	2022	10.1371/journal.pntd.0011008	Limited efficacy of repeated praziquantel treatment in <i>Schistosoma mansoni</i> infections as revealed by highly accurate diagnostics, PCR and UCP-LF CAA (RePST trial)	PLOS NEGLECT TROP D	Côte d'Ivoire	Schistosomiasis
Aboagye et al.	2022	10.1155/2022/7504871	The Impact of Mass Drug Administration on Lymphatic filariasis	J TROP MED-US	Unclear	Lymphatic filariasis
Sturt et al.	2022	10.1093/ofid/ofac586	The Presence of Hemoglobin in Cervicovaginal Lavage Is Not Associated With Genital Schistosomiasis in Zambian Women From the BILHIV Study	OPEN FORUM INFECT DI	Zambia	Schistosomiasis

Annex E

Most prevalent themes identified by both reviewers.

NTD	Category	% Agreement	Cohen's Kappa	p-value	Most commonly identified themes identified by two reviewers (listed alphabetically)				
Guinea worm	Non-intervention survey	90.9%	0.741	<0.001	General challenges Community health workers	Geographic or location trends General challenges	Risk factors Geographic or location trends	Surveillance system Risk factors	Vector-specific outcomes
	Other	95.5%	0.867	<0.001	General challenges	Risk factors	Surveillance system WASH (excluding trachoma)	WASH (excluding trachoma)	.
	Vector	95.5%	0.867	<0.001	Cost analysis	General challenges	Vector-specific outcomes	WASH (excluding trachoma)	.
HAT	Non-intervention survey	81.1%	0.482	0.0237	General challenges General approaches	Innovations General challenges	Risk factors Programme planning & decision making	Surveillance system Risk factors	Vector-specific outcomes Surveillance system
	Vector	81.1%	0.482	0.0237	Case management General approaches	General approaches General challenges	General challenges Intervention effectiveness	Intervention outcomes Programme planning & decision making	Vector-specific outcomes

NTD	Category	% Agreement	Cohen's Kappa	p-value	Most commonly identified themes identified by two reviewers (listed alphabetically)				
Least reported*	Non-intervention survey	90.9%	0.694	0.0011	General approaches	General challenges	Risk factors	Vector-specific outcomes	
					General challenges	Geographic or location trends			
	Case management	95.5%	0.861	<0.001	Adverse events	Case management	General approaches	General challenges	Surveillance system
							General challenges	Surveillance system	
	Other	90.9%	0.741	<0.001	Co-endemicity	General challenges	Health education, behaviour, perspectives, KAP	Laboratory & diagnostics	Vector-specific outcomes
							Geographic or location trends	Health education, behaviour, perspectives, KAP	Laboratory & diagnostics
Lymphatic filariasis	MDA	90.9%	0.741	<0.001	Co-endemicity	General challenges	Intervention coverage	Intervention outcomes	Risk factors
					Adverse events	Co-endemicity			
	Other	81.8%	0.482	0.0237	Co-endemicity	Community health workers	General approaches	Laboratory & diagnostics	Programme planning & decision making
					Adverse events	Co-endemicity	General challenges		
	Vector	81.8%	0.482	0.0237	General challenges	Innovations	Intervention coverage	Intervention outcomes	Vector-specific outcomes
					Cost analysis	General challenges	Intervention outcomes	Laboratory & diagnostics	

NTD	Category	% Agreement	Cohen's Kappa	p-value	Most commonly identified themes identified by two reviewers (listed alphabetically)				
Multiple NTDs**	MDA	90.9%	0.741	<0.001	Community health workers	General challenges	Geographic or location trends	Health education, behaviour, perspectives, KAP	Intervention coverage
							Health education, behaviour, perspectives, KAP	Intervention coverage	Intervention effectiveness
	Non-intervention survey	86.4%	0.595	0.0014	General approaches	Health education, behaviour, perspectives, KAP	Intervention coverage	Laboratory & diagnostics	Programme planning & decision making
							Programme planning & decision making		
Other		81.8%	0.482	0.0237	Co-endemicity	Cost analysis	COVID-19 related topics	General approaches	General challenges
						Community health workers	Cost analysis	General challenges	Programme planning & decision making
Onchocerciasis	MDA	100.0%	1	<0.001	Co-endemicity	General approaches	General challenges	Intervention outcomes	Risk factors
	Vector	81.8%	0.506	0.0051	General approaches	Intervention coverage	Intervention outcomes	Vector-specific outcomes	
					General challenges	Innovations			
Other		90.9%	0.741	<0.001	Co-endemicity	General approaches	General challenges	Laboratory & diagnostics	Programme planning & decision making
						General challenges	Laboratory & diagnostics	Programme planning & decision making	Vector-specific outcomes

NTD	Category	% Agreement	Cohen's Kappa	p-value	Most commonly identified themes identified by two reviewers (listed alphabetically)				
Rabies	Vaccination campaign	90.9%	0.741	<0.001	Case management	General approaches	General challenges	Health education, behaviour, perspectives, KAP	Intervention coverage
						Cost analysis	General approaches	General challenges	Health education, behaviour, perspectives, KAP
	Non-intervention survey	100.0%	1	<0.001	Case management	General approaches	General challenges	Health education, behaviour, perspectives, KAP	Surveillance system
Schistosomiasis	Health education or behaviour	81.8%	0.482	0.0237	General challenges	Geographic or location trends	Health education, behaviour, perspectives, KAP	Risk factors	WASH (excluding trachoma)
						Health education, behaviour, perspectives, KAP	Intervention effectiveness	Intervention outcomes	Risk factors
	MDA	72.7%	0.224	0.294	General approaches	General challenges	Geographic or location trends	Intervention coverage	Intervention outcomes
					Adverse events	Case management	General challenges	Intervention outcomes	Programme planning & decision making
Other	72.7%	0.224	0.294	General approaches	Innovations	Intervention outcomes	Laboratory & diagnostics	Risk factors	
				Case management	General challenges	Intervention effectiveness	Intervention outcomes	Laboratory & diagnostics	

NTD	Category	% Agreement	Cohen's Kappa	p-value	Most commonly identified themes identified by two reviewers (listed alphabetically)				
STHs	Non-intervention survey	90.9%	0.741	<0.001	General challenges	Health education, behaviour, perspectives, KAP	Innovations	Risk factors	WASH (excluding trachoma)
					Health education, behaviour, perspectives, KAP	Innovations	Intervention outcomes		
	Other	90.9%	0.741	<0.001	Case management	General approaches	Intervention effectiveness	Laboratory & diagnostics	Programme planning & decision making
						Intervention effectiveness	Intervention outcomes		
	MDA	90.9%	0.741	<0.001	General approaches	Intervention coverage	Intervention outcomes	Programme planning & decision making	Risk factors
						Adverse events	General approaches		
Trachoma	MDA	81.8%	0.482	0.0237	General challenges	Intervention effectiveness	Intervention outcomes	Risk factors	WASH (excluding trachoma)
					Adverse events	General challenges		Programme planning & decision making	Risk factors
	Other	81.8%	0.482	0.0237	Case management	General challenges	Intervention effectiveness	Intervention outcomes	Programme planning & decision making
							Intervention outcomes	Risk factors	SAFE (Trachoma only)
	Non-intervention survey	81.8%	0.482	0.0237	General challenges	Innovations	Intervention effectiveness	Laboratory & diagnostics	Surveillance system
					General approaches	General challenges	Innovations		Programme planning & decision making

* Diseases with fewer than 5% of the included studies were grouped together as "Least reported." Diseases in this group included Buruli ulcer, chikungunya, echinococcosis, leishmaniasis, leprosy, loiasis, scabies, and yaws.

** Studies focused on two or more NTDs.

Annex F.1

Summary of Cochrane Results

Disease(s)	Review author (year) Title	NTD Review status	Authors of relevant included articles	Title	Topic area	Location	Captured	Included
Ascariasis (STH)	Conterno et al. (2020) Anthelmintic drugs for treating ascariasis # articles: 30	Include	Adams et al. (1994)	Physical activity and growth of Kenyan school children with hookworm, Trichuris trichiura and Ascaris lumbricoides infections are improved after treatment with albendazole	Albendazole vs placebo	Kenya	No	--
			Adams et al. (2004)	Efficacy of albendazole against the whipworm Trichuris trichiura – a randomized, controlled trial	Albendazole vs placebo	South Africa	No	--
			Adegnika et al. (2014)	Randomized, controlled, assessor-blind clinical trial to assess the efficacy of single-versus repeated-dose albendazole to treat Ascaris lumbricoides, Trichuris trichiura, and Hookworm Infection	Albendazole 1 day vs 2 days vs 3 days	Gabon	No	--
			Albonico et al. (1994)	A randomized controlled trial comparing mebendazole and albendazole against Ascaris, Trichuris and hookworm infections	Albendazole vs. mebendazole	Tanzania	No	--
			Albonico et al. (2002)	Evaluation of the efficacy of pyrantel-oxantel for the treatment of soil-transmitted nematode infections	mebendazole vs. pyrantel-oxantel single dose vs. placebo	Tanzania	No	--
			Albonico et al. (2003)	Efficacy of mebendazole and levamisole alone or in combination against intestinal nematode infections after repeated targeted mebendazole treatment in Zanzibar	mebendazole vs. levamisole vs. combination vs. placebo	Zanzibar	No	--
			Knopp et al. (2010)	Albendazole and mebendazole administered alone or in combination with ivermectin against Trichuris trichiura: a randomized controlled trial	Albendazole vs. mebendazole	Tanzania	No	--
			Legesse et al. (2002)	Efficacy of albendazole and mebendazole in the treatment of Ascaris and Trichuris infections	Albendazole vs. mebendazole	Ethiopia	No	--
			Legesse et al. (2004)	Comparative efficacy of albendazole and three brands of mebendazole in the treatment of ascariasis and trichuriasis	Albendazole vs. mebendazole	Tanzania	No	--
			Palmeirim et al. (2018)	Efficacy and safety of a single dose versus a multiple dose regimen of mebendazole against hookworm infections in children: a randomised, double-blind trial.	Mebendazole dosing	Tanzania	No	--
			Rossignol et al. (1983)	Albendazole: placebo controlled study in 870 patients with intestinal helminthiasis	Albendazole dosing	Multiple	No	--
			Silber et al. (2017)	Efficacy and safety of a single-dose mebendazole 500 mg chewable, rapidly-disintegrating tablet for Ascaris lumbricoides and Trichuris trichiura infection treatment in pediatric patients: a double-blind, randomized, placebo-controlled, phase	Mebendazole vs. placebo	Ethiopia and Rwanda	No	--
			Speich et al. (2014)	Oxantel pamoate–albendazole for Trichuris trichiura infection.	albendazole vs. mebendazole vs. oxantel pamoate	Tanzania	No	--
			Stephenson et al. (1989)	Treatment with a single dose of albendazole improves growth of Kenyan schoolchildren with hookworm, Trichuris trichiura, and Ascaris lumbricoides infections.	Albendazole vs. placebo	Kenya	No	--
			Stephenson et al. (1993)	Weight gain of Kenyan school children infected with hookworm, Trichuris trichiura and Ascaris lumbricoides is improved following once- or twice-yearly treatment with albendazole. American Institute of Nutrition	Albendazole vs. placebo	Kenya	No	--
Wimmersberger et al. (2018)	Efficacy and safety of ivermectin against Trichuris trichiura in preschool- and school-aged children: a randomized controlled dose-finding trial.	Ivermectin doses vs. placebo	Côte d'Ivoire	No	--			

Disease(s)	Review author (year) Title	NTD Review status	Authors of relevant included articles	Title	Topic area	Location	Captured	Included
Lymphatic filariasis	Taylor et al. (2022) Community views on mass drug administration for filariasis: a qualitative evidence synthesis # articles: 29	Include	Ahorlu et al. (2008)	Community perspectives on persistent transmission of Lymphatic filariasis in three hotspot districts in Ghana after 15 rounds of mass drug administration: a qualitative assessment.	MDA ingestion	Ghana	Yes	Included
			Biritwum et al. (2017)	Improving drug delivery strategies for Lymphatic filariasis elimination in urban areas in Ghana	MDA barriers	Ghana	Yes	Included
			Kisoka et al. (2016)	Community members perceptions of mass drug administration for control of Lymphatic filariasis in rural and urban Tanzania	MDA experience and perceptions	Tanzania	Yes	Included
			Kisoka et al. (2017)	Dilemmas of community-directed mass drug administration for Lymphatic filariasis: a qualitative study from urban and rural Tanzania	MDA community delivery stakeholder perceptions	Tanzania	Yes	Included
			Kusi et al. (2020)	The fight against Lymphatic filariasis: perceptions of community drug distributors during mass drug administration in coastal Kenya	CDDs during MDA for LF	Kenya	Yes	Included
			Manyeh et al. (2020)	Exploring factors affecting quality implementation of Lymphatic filariasis mass drug administration in Bole and Central Gonja Districts in Northern Ghana	MDA quality improvement	Ghana	Yes	Included
			Manyeh et al. (2021)	Evaluating context-specific evidence-based quality improvement intervention on Lymphatic filariasis mass drug administration in Northern Ghana using the RE-AIM framework	Effect of CEQI intervention on MDA	Ghana	No	--
			Njomo et al. (2012)	Social mobilization and compliance with mass treatment for Lymphatic filariasis elimination in Kenya	Social mobilization in MDA campaigns	Kenya	No	--
			Njomo et al. (2014)	Increasing coverage in mass drug administration for Lymphatic filariasis elimination in an urban setting: a study of Malindi Town, Kenya	Increasing treatment coverage	Kenya	Yes	Included
			Njomo et al. (2020a)	Addressing barriers of community participation and access to mass drug administration for Lymphatic filariasis elimination in Coastal Kenya using a participatory approach	MDA barriers	Kenya	Yes	Included
			Njomo et al. (2020b)	Implementation challenges and opportunities for improved mass treatment uptake for Lymphatic filariasis elimination: perceptions and experiences of community drug distributors of coastal Kenya	MDA challenges and opportunities	Kenya	Yes	Included
			Parker et al. (2013)	Will mass drug administration eliminate Lymphatic filariasis? Evidence from northern coastal Tanzania	MDA understanding	Tanzania	Yes	Included
Silumbwe et al. (2019)	How community engagement strategies shape participation in mass drug administration programmes for Lymphatic filariasis: the case of Luangwa District, Zambia	MDA community engagement	Zambia	No	--			

Disease(s)	Review author (year) Title	NTD Review status	Authors of relevant included articles	Title	Topic area	Location	Captured	Included
Lymphatic filariasis	Macfarlane et al. (2019) Albendazole alone or in combination with microfilaricidal drugs for Lymphatic filariasis # articles: 13	Include	Dahoma et al. (2000)	A randomized community trial on safety and efficacy of co-administration of albendazole and ivermectin on Lymphatic filariasis and its secondary effects on geohelminths in Zanzibar	Post-treatment microfilarial load	Zanzibar	No	--
			Dunyo et al. (2000)	A randomized double-blind placebo-controlled field trial of ivermectin and albendazole alone and in combination for the treatment of Lymphatic filariasis in Ghana	Post-treatment microfilarial load	Ghana	No	--
			Simonsen et al. (2004)	The effect of single dose ivermectin alone or in combination with albendazole on Wuchereria bancrofti infection in primary school children in Tanzania	Post-treatment microfilarial load	Tanzania	No	--
			Wamae et al. (2011)	Evaluation of effectiveness of diethylcarbamazine/albendazole combination in reduction of Wuchereria bancrofti infection using multiple infection parameters	Post-treatment microfilarial load	Kenya	Yes	Included
Trachoma	Burton et al. (2015) Interventions for trachoma trichiasis # articles: 13	Include	Adamu et al. (2002)	A randomized clinical trial of the success rates of bilamellar tarsal rotation and tarsotomy for upper eyelid trachomatous trichiasis	Comparison of surgical treatments	Ethiopia	No	--
			Gower et al. (2013)	Trachomatous trichiasis clamp vs standard bilamellar tarsal rotation instrumentation for trichiasis surgery	Comparison of surgical treatments	Tanzania	No	--
			Rajak et al. (2011a)	Surgery versus epilation for the treatment of minor trichiasis in Ethiopia: a randomised controlled noninferiority trial	Epilation to surgery comparison	Ethiopia	No	--
			Rajak et al. (2011b)	Absorbable versus silk sutures for surgical treatment of trachomatous trichiasis in Ethiopia: a randomised controlled trial	Absorbable vs. non-absorbable sutures comparison	Ethiopia	No	--
			Burton et al. (2005a)	A randomised controlled trial of azithromycin following surgery for trachoma trichiasis in the Gambia	Antibiotic treatment	The Gambia	No	--
			West et al. (2006)	Single-dose azithromycin prevents trichiasis recurrence following surgery: randomized trial in Ethiopia	Antibiotic treatment	Ethiopia	No	--
			Bowman et al. (2000)	Should trichiasis surgery be offered in the village? A community randomised trial of village vs. health centre-based surgery	Surgery setting (health center vs. village)	The Gambia	No	--
			Alemayehu et al. (2004)	Surgery for trichiasis by ophthalmologists versus integrated eye care workers: a randomized trial	Comparison of surgical personnel	Ethiopia	No	--
Trachoma	Ejere et al. (2015) Face washing promotion for preventing active trachoma # articles: 2	Include	West et al. (1995)	Protective effect of face-washing against trachoma in Tanzania	Hygiene behaviour	Tanzania	No	--

Disease(s)	Review author (year) Title	NTD Review status	Authors of relevant included articles	Title	Topic area	Location	Captured	Included
Trachoma	Rabiu et al. (2012) Environmental sanitary interventions for preventing active trachoma # articles: 6	Include	Abdou et al. (2010).	How much is not enough? A community randomized trial of a Water and Health Education programme for Trachoma and Ocular <i>C. trachomatis</i> infection in Niger	Health promotion for WASH and trachoma	Niger	No	--
			Emerson et al. (1999)	Effect of fly control on trachoma and diarrhoe	Vector control	The Gambia	No	--
			Emerson et al. (2004)	Role of flies and provision of latrines in trachoma control: cluster-randomised controlled trial.	WASH/latrines	The Gambia	Yes	Included
			Resnikoff et al. (1995)	Health education and antibiotic therapy in trachoma control	Health promotion; treatment	Mali	No	--
			Stoller et al. (2011)	Efficacy of latrine promotion on emergence of infection with ocular <i>Chlamydia trachomatis</i> after mass antibiotic treatment: a cluster-randomized trial	WASH/latrines	Ethiopia	Yes	Included
			West et al. (2006)	Intensive insecticide spraying for fly control after mass antibiotic treatment for trachoma in a hyperendemic setting: a randomised trial	Vector control	Tanzania	No	--
Dental caries	Schwendicke et al. (2021) Interventions for treating cavitated or dentine carious lesions	Exclude	--	--	--	--	--	--
Diarrhoea & STH	Majorin et al. (2019) Interventions to improve disposal of child faeces for preventing diarrhoea and soil-transmitted helminth infection	Exclude	--	--	--	--	--	--

Annex F.2

Summary of Cochrane funding for included reviews

Author (Year)	Disease(s)	Funding
Conterno et al. (2020)	Ascariasis (STH)	Department for International Development (DFID), UK Fundação de Amparo à Pesquisa do Estado de São Paulo - FAPESP, Brazil Conselho Nacional de Desenvolvimento Científico e Tecnológico (CNPq), Brazil
Taylor et al. (2022)	Lymphatic filariasis	Foreign, Commonwealth, and Development Office (FCDO), UK
Macfarlane et al. (2019)	Lymphatic filariasis	DFID, UK
Burton et al. (2015)	Trachoma	Wellcome Trust, UK National Institute for Health Research (NIHR), UK
Ejere et al. (2015)	Trachoma	Effective Health Care Alliance Programme, International Health Division, Liverpool School of Tropical Medicine, UK National Eye Centre, Nigeria National Eye Institute, National Institutes of Health, USA National Institute for Health Research (NIHR), UK
Rabiu et al. (2012)	Trachoma	Cochrane Health Promotion and Public Health Field, Australia UK Cochrane Centre, UK

Annex G

List of all unique funders

Funding organization	n	%
Achievement Rewards for College Scientists (ARCS) Foundation - Atlanta chapter	2	0.18%
African Academy of Sciences (AAS)	1	0.09%
African Field Epidemiology Network	1	0.09%
African Population and Health Research Centre (APHRC)	1	0.09%
African Research Network for Neglected Tropical Diseases (ARNTD)	1	0.09%
African Union (PATTEC)	2	0.18%
AgriSense BCS Ltd.	1	0.09%
Al Ansari Exchange (UAE)	1	0.09%
Alborada Trust	2	0.18%
Alcon Research Institute	2	0.18%
Alliance for Accelerating Excellence in Science in Africa (AESA)	1	0.09%
Americares	1	0.09%
Amref South Sudan	1	0.09%
Apple Computer, Inc.	2	0.18%
Arab Fund for Economic and Social Development (AFESD)	2	0.18%
Arts and Humanities Research Council (AHRC) (UK)	1	0.09%
Atlanta Woman's Club	2	0.18%
Australian Trade and Investment Commission	1	0.09%
BASF Corporation	2	0.18%
Belgian Academie de Recherche et d'Enseignement Superieur (ARES-CCD)	3	0.27%
Belgian Development Cooperation	6	0.55%
Bernard Osher Foundation (USA)	4	0.36%
Bill & Melinda Gates Foundation	103	9.40%

Funding organization	n	%
Bodri Foundation (USA)	4	0.36%
Bouamatou Foundation (Mauritania)	1	0.09%
Bundesministerium für Bildung und Forschung (BMBF)	1	0.09%
Canadian International Development Agency (CIDA)	3	0.27%
Carlos Slim Foundation (Brazil)	1	0.09%
Carter Center	26	2.37%
Centers for Disease Control (CDC)	18	1.64%
Centre for Research on Filariasis and other Tropical Diseases (CRFiMT) (Cameroon)	1	0.09%
Ceva Santé Animale	1	0.09%
Chadwick Trust	1	0.09%
Chevron Corporation (USA)	2	0.18%
Children's Investment Fund Foundation (CIFF)	7	0.64%
CISA (Language Institute)	1	0.09%
CISA – Health Research Center of Angola	1	0.09%
Clarke Cares Foundation	1	0.09%
Coalition for Operational Research in Neglected Tropical Diseases (CORNTD)	15	1.37%
Commission of the European Community	1	0.09%
Commonwealth Scholarship Commission	1	0.09%
Conrad N Hilton Foundation	6	0.55%
Crawford Family Foundation	2	0.18%
DAHW Deutsche Lepra und Tuberkulosehilfe e.V. (Germany)	1	0.09%
Danish International Development Agency (DANIDA)	7	0.64%
DBL - Centre for Health Research and Development, Denmark	2	0.18%
Delta Medical Supplies	2	0.18%
DELTA Africa	4	0.36%
Denmark Research Council	1	0.09%
Doris Duke Charitable Foundation	2	0.18%
Dutch Research Council (NWO)	3	0.27%

Funding organization	n	%
Edgar O. Dixon Charitable Trust	2	0.18%
Elfenworks Foundation	2	0.18%
Ethiopian field Epidemiology training program	1	0.09%
European Commission	1	0.09%
European Foundations Initiative for Neglected Tropical Diseases (EFINTD)	3	0.27%
European Science Foundation	3	0.27%
European Union	26	2.37%
FHI360	1	0.09%
First Congregational Church	2	0.18%
Ford Foundation	1	0.09%
Foundation Source	2	0.18%
Fred Hollows Foundation (Australia)	1	0.09%
Fundacion Anesvad	1	0.09%
General Electric Company	2	0.18%
German Research Foundation (DFG)	2	0.18%
Gilead Sciences	1	0.09%
Girl Scouts of America (specific troop)	2	0.18%
Glaxo Smith Kline Foundations	1	0.09%
GlaxoSmithKline (GSK)	8	0.73%
Global Aviation Holdings	2	0.18%
Global Challenges Research Fund	1	0.09%
Global Health Education Consortium, Inc. (USA)	2	0.18%
Global Health Innovative Technology Fund	1	0.09%
Global Leadership Training Programme in Africa (GLTP)	1	0.09%
Google, Inc.	2	0.18%
Gordon Smith Travelling Fellowship	1	0.09%
Government of Australia	1	0.09%
Government of Burkina Faso	2	0.18%

Funding organization	n	%
Government of Cameroon	2	0.18%
Government of Canada	3	0.27%
Government of Chad	2	0.18%
Government of China	1	0.09%
Government of Denmark	1	0.09%
Government of Ethiopia	4	0.36%
Government of France	8	0.73%
Government of Germany	1	0.09%
Government of Ghana	1	0.09%
Government of Guinea	1	0.09%
Government of India	1	0.09%
Government of Ivory Coast	2	0.18%
Government of Japan	2	0.18%
Government of Kenya	2	0.18%
Government of Oman	1	0.09%
Government of Saudi Arabia	2	0.18%
Government of Spain	2	0.18%
Government of Sudan	1	0.09%
Government of Switzerland	3	0.27%
Government of Tanzania	1	0.09%
Government of the Republic of Zambia	1	0.09%
Government of the UK - Other	5	0.46%
Government of the United Arab Emirates	1	0.09%
Government of the US - Other	6	0.55%
Government of Togo	2	0.18%
Government of Uganda	1	0.09%
Harper-Ingليس Memorial Trust Fund	5	0.46%

Funding organization	n	%
Harris myCFO Foundation	2	0.18%
Health and Development International (HDI)	1	0.09%
Heinz Foundation	2	0.18%
Helen Keller International (HKI)	4	0.36%
Hokudai Center for Zoonosis Control in Zambia	2	0.18%
Hugh J. Andersen Foundation	2	0.18%
IKARE (UK)	1	0.09%
Individual sponsors/donors	2	0.18%
Institute of Tropical Medicine, Antwerp (Belgium)	2	0.18%
Instituto de Salud Carlos III (ISCIII)	1	0.09%
International Development Research Centre (Canada)	1	0.09%
International Federation of Anti-Leprosy Associations (ILEP)	1	0.09%
International Fund for Agricultural Development (IFAD)	1	0.09%
International Fund for Animal Welfare (IFAW)	2	0.18%
International Research and Development	1	0.09%
International Society for Infectious Diseases (ISID)	1	0.09%
Islamic Development Bank (Saudi Arabia)	1	0.09%
Japan Society for the Promotion of Science (JSPS) (Japan)	1	0.09%
John C. and Karyl Kay Hughes Foundation	2	0.18%
John D. and Catherine T. MacArthur Foundation	2	0.18%
John P. Hussman Foundation, Inc.	2	0.18%
John-Henry Memorial Fund	1	0.09%
Johnson & Johnson	3	0.27%
JV Schiro Zavela Foundation	2	0.18%
Karolinska Institute	1	0.09%
Katholischer Akademischer Ausländer-Dienst	1	0.09%
Kendeda Fund	2	0.18%

Funding organization	n	%
Kenya Medical Research Institute	1	0.09%
KfW (KfW Development Bank) (Germany)	1	0.09%
Korea International Co-operation Agency (KOICA)	1	0.09%
L'Organisation pour la Prévention de la Cécité (OPC) (Francophone Africa)	1	0.09%
La Fondation Veuve Emile Metz-Tesch (Luxembourg)	1	0.09%
Le Kaïcedrat (Senegal)	1	0.09%
Leslie Family Foundation	2	0.18%
Leverhulme Trust (UK)	1	0.09%
Lincoln Park Zoo (Chicago)	2	0.18%
Lindsay Fellowship for Research in Africa	1	0.09%
Lions Club	8	0.73%
Lions-Carter Partnership	3	0.27%
London Centre for Neglected Tropical Diseases	1	0.09%
Margaret A. Cargill Philanthropies (MACP)	1	0.09%
McKenna Foundation	2	0.18%
Mectizan Donation Program	1	0.09%
Medical Missionary Institute (Missionsärztliches Institute)	1	0.09%
Medical Research Council of South Africa	2	0.18%
Merck	2	0.18%
Monsanto Company	2	0.18%
Mount Pleasant Lutheran Church	2	0.18%
National Democratic Institute for International Affairs	2	0.18%
National Research Foundation (NRF) (South Africa)	1	0.09%
National Science Foundation	7	0.64%
National Security Education Program and Institute for International Education	1	0.09%
Network of Biomedical Research on Tropical Diseases	2	0.18%
New Partnership for Africa's Development Planning and Coordinating Agency (NEPAD)	1	0.09%

Funding organization	n	%
Nigerian Institute of Medical Research	1	0.09%
NIH & NSF	3	0.27%
Noguchi Memorial Institute for Medical Research (NMIMR) (Ghana)	2	0.18%
None or Not Available	63	5.75%
Noor Dubai Foundation	2	0.18%
Norwegian Development Agency, NORDA	1	0.09%
Novartis	1	0.09%
OPEC Fund for International Development	3	0.27%
ORBIS international Ethiopia	2	0.18%
PATH Diagnostics	1	0.09%
Peierls Foundation	1	0.09%
Pew Charitable Trusts	2	0.18%
Pfizer	10	0.91%
Proctor Foundation	1	0.09%
Queen Elizabeth Diamond Jubilee Trust	3	0.27%
Research to Prevent Blindness	1	0.09%
Research to Prevent Blindness	9	0.82%
Rexroth Foundation (Germany)	1	0.09%
River Blindness Foundation (RBF)	1	0.09%
River Blindness Foundation (RBF)	4	0.36%
Robert and Shirley Harris Family Foundation	2	0.18%
Roman Catholic Diocese of Joliet	2	0.18%
Royal College of Veterinary Surgeons (UK)	1	0.09%
Royal families	1	0.09%
Royal Society of Tropical Medicine and Hygiene	1	0.09%
RTI International	2	0.18%
Rudolf Geigy Foundation	1	0.09%

Funding organization	n	%
S.H.O.D. LLC	2	0.18%
Sanofi	1	0.09%
Schweizerischer Nationalfonds (SNF)	1	0.09%
SIDA	6	0.55%
Sightsavers	13	1.19%
Sir Emeka Offor Foundation	2	0.18%
Sir Halley Stewart Trust	1	0.09%
South Asia Research Fund	3	0.27%
Spanish Academy of Dermatology and Venereology (AEDV)	1	0.09%
Special Programme for Research and Training in Tropical Diseases (TDR)	18	1.64%
St. Thomas Aquinas Parish	2	0.18%
Stahl Family Foundation	2	0.18%
That Man May See	6	0.55%
The END Fund	5	0.46%
The Royal Society	3	0.27%
The Task Force for Global Health	23	2.10%
The Union Against Tuberculosis and Lung Disease	1	0.09%
The Wellcome Trust	35	3.19%
Thrasher Research Fund	2	0.18%
UBS Optimus Foundation	3	0.27%
UK Department for International Development (DFID)	65	5.93%
UK Research and Innovation (UKRI)	28	2.55%
UKAID	5	0.46%
Unclear/unknown	9	0.82%
United Nations	2	0.18%
United Nations Children's Fund (UNICEF)	10	0.91%

Funding organization	n	%
United Nations Development Programme (UNDP)	5	0.46%
United States Agency for International Development (USAID)	66	6.02%
University	53	4.84%
US National Institutes of Health	52	4.74%
Vanguard Charitable Endowment Program	2	0.18%
Vestergaard Frandsen	2	0.18%
Volta River Authority	1	0.09%
West African Economic and Monetary Union (Union Économique et Monétaire Ouest-Africaine)	1	0.09%
William H. Donner Foundation	2	0.18%
Women's Leadership Foundation	2	0.18%
World Animal Protection (WAP)	2	0.18%
World Bank	7	0.64%
World Health Organization (WHO)	36	3.28%
World Society for the Protection of Animals (WSPA)	1	0.09%
YKK Corporation	2	0.18%
Grand Total	1096	100.00%

Annex H

Overall funder list from 1990-2022

Funding agencies	2000	2001	2002	2003	2004	2005	2006	2007	2008	2009	2010	2011	2012	2013	2014	2015	2016	2017	2018	2019	2020	2021	2022	Grand Total
Achievement Rewards for College Scientists (ARCS) Foundation - Atlanta chapter																				1	1			2
African Academy of Sciences (AAS)																					1			1
African Field Epidemiology Network																1								1
African Population and Health Research Centre (APHRC)													1											1
African Research Network for Neglected Tropical Diseases (ARNTD)																						1		1
African Union (PATTEC)													1	1										2
AgriSense BCS Ltd.																1								1
Al Ansari Exchange (UAE)																		1						1
Alborada Trust														1	1									2
Alliance for Accelerating Excellence in Science in Africa (AESA)																					1			1
Americares											1													1
Amref South Sudan																						1		1
Apple Computer, Inc.														1				1						2
Arab Fund for Economic and Social Development (AFESD)														1				1						2
Arts and Humanities Research Council (AHRC) (UK)																					1			1
Atlanta Woman's Club														1				1						2
Australian Trade and Investment Commission																						1		1

Funding agencies	2000	2001	2002	2003	2004	2005	2006	2007	2008	2009	2010	2011	2012	2013	2014	2015	2016	2017	2018	2019	2020	2021	2022	Grand Total
BASF Corporation															1			1						2
Belgian Academie de Recherche et d'Enseignement Superieur (ARES-CCD)																		1		2				3
Belgian Development Cooperation																	1	1	1	2		1		6
Bernard Osher Foundation (USA)									1		1								1			1		4
Bill & Melinda Gates Foundation					1					1	3	3	7	6	4	13	14	6	10	16	15	4		103
Bodri Foundation (USA)									1		1								1			1		4
Bouamatou Foundation (Mauritania)										1														1
Bundesministerium fur Bildung und Forschung (BMBF)																			1					1
Canadian International Development Agency (CIDA)															1	1		1						3
Carlos Slim Foundation (Brazil)																			1					1
Carter Center			1			1		1		2	1	1		1				3	2	2	5	5	1	26
Centers for Disease Control (CDC)			1						2		1			1	1	2	3	4	1			1	1	18
Centre for Research on Filariasis and other Tropical Diseases (CRFilMT) (Cameroon)																	1							1
Ceva Santé Animale																		1						1
Chadwick Trust																						1		1
Chevron Corporation (USA)															1			1						2
Children's Investment Fund Foundation (CIFF)															1			3		1	2			7
CISA (Language Institute)																					1			1
CISA – Health Research Center of Angola																					1			1
Clarke Cares Foundation																			1					1

Funding agencies	2000	2001	2002	2003	2004	2005	2006	2007	2008	2009	2010	2011	2012	2013	2014	2015	2016	2017	2018	2019	2020	2021	2022	Grand Total
Coalition for Operational Research in Neglected Tropical Diseases (CORNTD)																		1	2	2	2	3	5	15
Commission of the European Community																			1					1
Commonwealth Scholarship Commission																			1					1
Conrad N Hilton Foundation										1				1	1			2	1					6
Crawford Family Foundation															1			1						2
DAHW Deutsche Lepra und Tuberkulosehilfe e.V. (Germany)																				1				1
Danish International Development Agency (DANIDA)														2			1	1	2				1	7
DBL - Centre for Health Research and Development, Denmark										1	1													2
Delta Medical Supplies															1			1						2
DELTA Africa																					3	1		4
Denmark Research Council															1									1
Doris Duke Charitable Foundation																				2				2
Dutch Research Council (NWO)			1																		1		1	3
Edgar O. Dixon Charitable Trust															1			1						2
Elfenworks Foundation															1			1						2
Ethiopian field Epidemiology training program																			1					1
European Commission																						1		1
European Foundations Initiative for Neglected Tropical Diseases (EFINTD)																2	1							3
European Science Foundation														1	1							1		3
European Union										1	1			1	1	2		3	3		5	6	3	26

Funding agencies	2000	2001	2002	2003	2004	2005	2006	2007	2008	2009	2010	2011	2012	2013	2014	2015	2016	2017	2018	2019	2020	2021	2022	Grand Total	
FHI360																			1					1	
First Congregational Church															1			1							2
Ford Foundation													1												1
Foundation Source															1			1							2
Fred Hollows Foundation (Australia)																							1		1
Fundacion Anesvad																					1				1
General Electric Company															1			1							2
German Research Foundation (DFG)																						1	1		2
Girl Scouts of America (specific troop)															1			1							2
Glaxo Smith Kline Foundations																							1		1
Global Aviation Holdings															1			1							2
Global Challenges Research Fund																					1				1
Global Health Education Consortium, Inc. (USA)															1			1							2
Global Health Innovative Technology Fund																						1			1
Global Leadership Training Programme in Africa (GLTP)																						1			1
Google, Inc.															1			1							2
Gordon Smith Travelling Fellowship																1									1
Government							1	1	1	1	5	4	1	1	4	6	8	6	4	6	7	4			60
Harper-Inglis Memorial Trust Fund									1		1								1	1		1			5
Harris myCFO Foundation															1			1							2
Health and Development International (HDI)																			1						1
Heinz Foundation								1	1																2

Funding agencies	2000	2001	2002	2003	2004	2005	2006	2007	2008	2009	2010	2011	2012	2013	2014	2015	2016	2017	2018	2019	2020	2021	2022	Grand Total	
Helen Keller International (HKI)											1					1					1	1	4		
Hokudai Center for Zoonosis Control in Zambia																						2		2	
Hugh J. Andersen Foundation														1			1							2	
IKARE (UK)																	1							1	
Individual sponsors/donors												1		1										2	
Institute of Tropical Medicine, Antwerp (Belgium)															1								1	2	
Instituto de Salud Carlos III (ISCIII)																1								1	
International Development Research Centre (Canada)													1											1	
International Federation of Anti-Leprosy Associations (ILEP)			1																					1	
International Fund for Agricultural Development (IFAD)														1											1
International Fund for Animal Welfare (IFAW)															1	1									2
International Research and Development																	1								1
International Society for Infectious Diseases (ISID)																						1			1
Islamic Development Bank (Saudi Arabia)																						1			1
Japan Society for the Promotion of Science (JSPS) (Japan)												1													1
John C. and Karyl Kay Hughes Foundation															1			1							2
John D. and Catherine T. MacArthur Foundation															1			1							2
John P. Hussman Foundation, Inc.															1			1							2
John-Henry Memorial Fund												1													1

Funding agencies	2000	2001	2002	2003	2004	2005	2006	2007	2008	2009	2010	2011	2012	2013	2014	2015	2016	2017	2018	2019	2020	2021	2022	Grand Total
JV Schiro Zavela Foundation															1			1						2
Karolinska Institute																							1	1
Katholischer Akademischer Ausländer-Dienst																					1			1
Kendeda Fund															1			1						2
Kenya Medical Research Institute												1												1
KfW (KfW Development Bank) (Germany)																						1		1
Korea International Co-operation Agency (KOICA)																1								1
L'Organisation pour la Prévention de la Cécité (OPC) (Francophone Africa)											1													1
La Fondation Veuve Emile Metz-Tesch (Luxembourg)																	1							1
Le Kaïcedrat (Senegal)																1								1
Leslie Family Foundation															1			1						2
Leverhulme Trust (UK)										1														1
Lincoln Park Zoo (Chicago)															1	1								2
Lindsay Fellowship for Research in Africa															1									1
Lions Club											1	1	1		1				2	1		1		8
Lions-Carter Partnership												1							1			1		3
London Centre for Neglected Tropical Diseases																					1			1
Margaret A. Cargill Philanthropies (MACP)																			1					1
McKenna Foundation															1			1						2
Mectizan Donation Program													1											1
Medical Missionary Institute (Missionsärztliches Institute)																				1				1

Funding agencies	2000	2001	2002	2003	2004	2005	2006	2007	2008	2009	2010	2011	2012	2013	2014	2015	2016	2017	2018	2019	2020	2021	2022	Grand Total	
Medical Research Council of South Africa																			2				2		
Monsanto Company															1		1							2	
Mount Pleasant Lutheran Church															1		1							2	
National Democratic Institute for International Affairs															1		1							2	
National Research Foundation (NRF) (South Africa)																	1							1	
National Science Foundation								1	1						1		1				1		2	7	
National Security Education Program and Institute for International Education																1								1	
Network of Biomedical Research on Tropical Diseases																2								2	
New Partnership for Africa's Development Planning and Coordinating Agency (NEPAD)																					1			1	
Nigerian Institute of Medical Research								1																1	
NIH & NSF								1	1						1									3	
Noguchi Memorial Institute for Medical Research (NMIMR) (Ghana)																		1	1					2	
None or Not Available	2	1		2	1	1		1	1	2	1		1	1	1	3	6	1	6	3	3	6	17	60	
Noor Dubai Foundation																				1		1		2	
Norwegian Development Agency, NORDA																	1							1	
OPEC Fund for International Development															1			1	1					3	
ORBIS international Ethiopia														1									1	2	
PATH Diagnostics																				1				1	
Peierls Foundation										1														1	
Pew Charitable Trusts								1	1															2	

Funding agencies	2000	2001	2002	2003	2004	2005	2006	2007	2008	2009	2010	2011	2012	2013	2014	2015	2016	2017	2018	2019	2020	2021	2022	Grand Total	
Pharmaceutical or Similar			1			1				2	1		2	1	1	1	7	4	4	1		2	2	30	
Proctor Foundation																						1		1	
Queen Elizabeth Diamond Jubilee Trust														1					1				1		3
Research to Prevent Blindness												1													1
Research to Prevent Blindness										1		1	1	1	1				1	2		1			9
Rexroth Foundation (Germany)																				1					1
River Blindness Foundation (RBF)													1												1
River Blindness Foundation (RBF)												1			2							1			4
Robert and Shirley Harris Family Foundation															1			1							2
Roman Catholic Diocese of Joliet															1			1							2
Royal College of Veterinary Surgeons (UK)																1									1
Royal families															1										1
Royal Society of Tropical Medicine and Hygiene																			1						1
Rudolf Geigy Foundation																		1							1
S.H.O.D. LLC															1			1							2
Schweizerischer Nationalfonds (SNF)																	1								1
SIDA																	1					2	2	1	6
Sightsavers											1						1	1	2	2		1	5		13
Sir Emeka Offor Foundation																			1		1				2
Sir Halley Stewart Trust															1										1
South Asia Research Fund										1		1							1						3
Spanish Academy of Dermatology and Venereology (AEDV)																	1								1
Special Programme for Research and Training in Tropical Diseases (TDR)									1				2	1		1	3	1	2	2	2	1	2		18

Funding agencies	2000	2001	2002	2003	2004	2005	2006	2007	2008	2009	2010	2011	2012	2013	2014	2015	2016	2017	2018	2019	2020	2021	2022	Grand Total
St. Thomas Aquinas Parish															1			1						2
Stahl Family Foundation															1			1						2
That Man May See										1		1							1	2		1		6
The END Fund																		1		1	1	2		5
The Royal Society															1		1					1		3
The Task Force for Global Health											2	1			1		4	5	4	1	1	1	3	23
The Union Against Tuberculosis and Lung Disease																	1							1
The Wellcome Trust									2	2		2	1	1	3	2	1	3	5	2	4	2	5	35
Thrasher Research Fund																			1	1				2
UBS Optimus Foundation															1		1			1				3
UK Department for International Development (DFID)					1			1			2		3	1	3	7	10	9	6	9	9	9	4	65
UK Research and Innovation (UKRI)						1				1	1	3	1		2	5		3	1	1	4	4	1	28
UKAID																		1		2		1	1	5
Unclear/unknown										1		1			1		1	2		1	1		1	9
United Nations															1			1						2
United Nations Children's Fund (UNICEF)												2	2		1			2	1		2			10
United Nations Development Programme (UNDP)												2						1	1		1			5
United States Agency for International Development (USAID)										1	1	5	1	3	2	8	8	13	7	4	7	7	6	66
University						1				1		2	1	2	4	2	5	7	5	6	7	7	3	53
US National Institutes of Health					1		1			1	1	4		7	4	6	3	4	3	3	5	5	4	52
Vanguard Charitable Endowment Program															1			1						2
Vestergaard Frandsen															1			1						2

Funding agencies	2000	2001	2002	2003	2004	2005	2006	2007	2008	2009	2010	2011	2012	2013	2014	2015	2016	2017	2018	2019	2020	2021	2022	Grand Total
Volta River Authority																			1					1
West African Economic and Monetary Union (Union Économique et Monétaire Ouest-Africaine)																	1							1
William H. Donner Foundation																			1	1				2
Women's Leadership Foundation														1			1							2
World Animal Protection (WAP)															1		1							2
World Bank											2					1	1	1			2			7
World Health Organization (WHO)						1				1	4	3	2		2	8	6	2	3	3	3	1		36
World Society for the Protection of Animals (WSPA)													1											1
YKK Corporation														1			1							2
Grand Total	2	1	5	2	3	4	5	2	11	27	21	50	34	35	93	50	88	152	113	86	106	116	87	1093

Annex I

Percentage of funded work by country

Country*	Frequency	Percentage
Angola	1	0%
Benin	3	1%
Burkina Faso	7	2%
Burundi	2	0%
Cameroon	27	7%
Chad	12	3%
Côte d'Ivoire	9	2%
Democratic Republic of Congo	9	2%
Equatorial Guinea	3	1%
Ethiopia	35	9%
Gabon	2	0%
Ghana	26	6%
Guinea	3	1%
Kenya	37	9%
Lesotho	1	0%
Liberia	1	0%
Madagascar	1	0%
Malawi	2	0%
Mali	13	3%
Mozambique	4	1%
Multiple countries	44	11%
Namibia	1	0%
Niger	2	0%
Nigeria	30	7%

Country*	Frequency	Percentage
Rwanda	2	0%
Senegal	6	1%
Sierra Leone	10	2%
South Africa	4	1%
South Sudan	6	1%
United Republic of Tanzania	59	14%
The Gambia	5	1%
Togo	5	1%
Uganda	25	6%
Unclear	2	0%
Zambia	5	1%
Zimbabwe	6	1%
Grand Total	410	100%
* Funding information was de-duplicated and 1 row per study was kept for country frequency table and studies with missing or unclear funder information were excluded.		

Annex J

Country strategic plans for NTDs included in this review.

Country	Year	Author(s)	Title	Link
Angola	2017	Ministério da Saúde Angola	Plano Estratégico Nacional de Doenças Tropicais Negligenciadas 2017-2021	https://espen.afro.who.int/system/files/content/resources/ANGOLA_NTD_Master_Plan_2017_2021_0.pdf
Benin	2016	Ministère de la Santé Benin	Plan Directeur National de Lutte Contre les Maladies Tropicales Négligées 2016-2020	https://espen.afro.who.int/system/files/content/resources/BENIN_NTD_Master_Plan_2016_2020.pdf
Botswana	2015	Ministry of Health Botswana	Botswana Neglected Tropical Diseases Master Plan 2015-2020	https://espen.afro.who.int/system/files/content/resources/BOTSWANA_NTD_Master_Plan_2015_2020.pdf
Burkina Faso	2016	Ministère de la Santé Burkina Faso	Plan Stratégique de Lutte Contre les Maladies Tropicales Négligées 2016-2020 Burkina Faso	https://espen.afro.who.int/system/files/content/resources/BURKINA_FASO_NTD_Master_Plan_2016_2020.pdf
Burundi	2017	Ministère de la Santé Publique et de la Lutte Contre le SIDA Burundi	Plan Directeur de Lutte Contre les Maladies Tropicales Négligées au Burundi 2016-2020	https://espen.afro.who.int/system/files/content/resources/BURUNDI_NTD_Master_Plan_2016_2020.pdf
Chad	2016	Ministère de la Santé Chad	Plan Directeur de Lutte Contre les Maladies Tropicales Négligées (MTN) 2016-2020	https://espen.afro.who.int/system/files/content/resources/CHAD_NTD_Master_Plan_2016_2020.pdf
Comoros	2016	Ministère de la Santé de la Solidarité, de la Cohésion Sociale et de la Promotion du Genre Comoros	Plan Care National sur les Maladies Tropicales Négligées (MTN) 2016-2020	https://espen.afro.who.int/system/files/content/resources/COMORO_NTD_Master_Plan_2016_2020.pdf
Congo	2018	Ministère de la Santé et de la Population Congo	Plan Directeur de Lutte Contre les Maladies Tropicales Négligées (MTN) 2018-2022	https://espen.afro.who.int/system/files/content/resources/Plan_MTN_Congo_2018-2022_VF.pdf
Côte d'Ivoire	2016	Ministère de la Santé Publique et de la Lutte Contre le SIDA Côte d'Ivoire	Plan Directeur National de Lutte Contre les Maladies Tropicales Négligées 2016-2020	https://espen.afro.who.int/system/files/content/resources/Côte_DIVOIRE_NTD_Master_Plan_2016_2020.pdf
Democratic Republic of Congo	2016	Ministère de la Santé Publique Democratic Republic of Congo	Plan Stratégique de Lutte Contre les Maladies Tropicales Négligées à Chimiothérapie Préventive 2016-2020	https://espen.afro.who.int/system/files/content/resources/DRC_NTD_Master_Plan_2016_2020.pdf

Country	Year	Author(s)	Title	Link
Equatorial Guinea	2017	Ministère de la Santé et Bien Être Social Equatorial Guinea	Plan Directeur de Lutte Contre les Maladies Tropicales Négligées (MTN) 2018-2022	https://espen.afro.who.int/system/files/content/resources/EQUATORIAL_GUINEA_NTD_Master_Plan_2018_2022.pdf
Eritrea	2015	Ministry of Health Eritrea	National Master Plan for Neglected Tropical Diseases 2015-2020	https://espen.afro.who.int/system/files/content/resources/ERITREA_NTD_Master_Plan_2015_2020.pdf
Eswatini	2015	<i>[No authors listed]</i>	Masterplan Towards the Elimination of Neglected Tropical Diseases - 2015 - 2020	https://espen.afro.who.int/system/files/content/resources/SWAZILAND_NTD_Master_Plan_2015_2020.pdf
Ethiopia	2021	Ministry of Health - Ethiopia	Ethiopia Sustainability Action Plan for NTD Control Elimination and Eradication 2021-2025	https://espen.afro.who.int/tools-resources/documents/country-ntd-master-plans
Ethiopia	2021	Ministry of Health - Ethiopia	The Third National Neglected Tropical Diseases Strategic Plan 2021-2025	https://espen.afro.who.int/system/files/content/resources/Third%20NTD%20national%20Strategic%20Plan%202021-2025.pdf
Ethiopia	2016	Ministry of Health - Ethiopia	Second Edition of National Neglected Tropical Diseases Master Plan 2016 - 2020	https://espen.afro.who.int/system/files/content/resources/ETHIOPIA_NTD_Master_Plan_2016_2020.pdf
Gabon	2012	Ministère de la Santé Gabon	Plan Directeur de Lutte Contre les Maladies Tropicales Négligées 2013-2016	https://espen.afro.who.int/system/files/content/resources/GABON_NTD_Master_Plan_2013_2016.pdf
Gambia	2014	Ministry of Health and Social Welfare Gambia	National Master Plan for Neglected Tropical Diseases 2015-2020	https://espen.afro.who.int/system/files/content/resources/GAMBIA_NTD_Master_Plan_2015_2020.pdf
Ghana	2016	Ghana Health Service	Master Plan for Neglected Tropical Diseases Programme, Ghana (2016-2020)	https://espen.afro.who.int/system/files/content/resources/GHANA_NTD_Master_Plan_2016_2020.pdf
Global	2021	World Health Organization	Ending the neglect to attain the Sustainable Development Goals - A framework for monitoring and evaluating progress of the road map for neglected tropical diseases 2021-2030	https://espen.afro.who.int/system/files/content/resources/2021-2030%20NTD%20Framework.pdf
Global	2021	World Health Organization	Ending the neglect to attain the Sustainable Development Goals A road map for neglected tropical diseases 2021-2030	https://espen.afro.who.int/system/files/content/resources/Ending%20the%20neglect%20to%20attain%20the%20sustainable%20development%20goals-%20A%20road%20map%20for%20neglected%20tropical%20diseases%202021-2030.pdf

Country	Year	Author(s)	Title	Link
Global	2012	World Health Organization	Accelerating work to overcome the global impact of neglected tropical diseases: A roadmap for implementation: Executive summary	https://apps.who.int/iris/handle/10665/70809
Guinea	2017	Ministère de la Santé - Guinea	Plan Directeur de Lutte Contre les Maladies Tropicales Négligées en Guinée 2017-2020	https://espen.afro.who.int/system/files/content/resources/GUINEA_NTD_Master_Plan_2017_2020.pdf
Guinea Bissau	2014	Ministério da Saúde Pública Guinea Bissau	Plan directeur de lutte Contre les Maladies Tropicales Négligées en Guinée Bissau (2014 – 2020)	https://espen.afro.who.int/system/files/content/resources/GUINEA_BISSAU_NTD_Master_Plan_2014_2020.pdf
Kenya	2016	Ministry of Health - Kenya	The 2nd Kenya National Strategic Plan For control of NEGLECTED TROPICAL DISEASES 2016-2020	https://espen.afro.who.int/system/files/content/resources/KENYA_NTD_Master_Plan_2016_2020.pdf
Liberia	2016	Ministry of Health - Liberia	Master Plan for Neglected Tropical Diseases 2016 – 2020	https://espen.afro.who.int/system/files/content/resources/LIBERIA_NTD_Master_Plan_2016_2020.pdf
Madagascar	2016	Ministère de la Santé Publique - Madagascar	Plan Directeur de Lutte Contre les Maladies Tropicales Négligée - (MTN) 2016 - 2020	https://espen.afro.who.int/system/files/content/resources/MADAGASCAR_NTD_Master_Plan_2016_2020.pdf
Malawi	2022	Ministry of Health Malawi	Malawi NTD Master Plan Development 2022-2026	https://glideae.org/our-programmes/malawi-ntd-master-plan/
Malawi	2014	Ministry of Health - Malawi	Malawi NTD Master 2015-2020	https://espen.afro.who.int/system/files/content/resources/MALAWI_NTD_Master_Plan_2015_2020.pdf
Mali	2017	Ministère de la Santé et l'Hygiène Publique - Mali	Plan Directeur de Lutte Contre les Maladies Tropicales Négligée (M.T.N) 2017-2021	https://espen.afro.who.int/system/files/content/resources/MALI_NTD_Master_Plan_2017_2021.pdf
Namibia	2015	Ministry of Health and Social Services	National Strategic Plan for Neglected Tropical Diseases 2015 - 2020	https://espen.afro.who.int/system/files/content/resources/NAMIBIA_NTD_Master_Plan_2015_2020.pdf
Niger	2016	Ministère de la Santé Publique	Plan Directeur de Lutte Contre les Maladies Tropicales Négligées Niger 2016-2020	https://espen.afro.who.int/system/files/content/resources/NIGER_NTD_Master_Plan_2016_2020.pdf
Nigeria	2015	Minister for Health Nigeria	Neglected Tropical Diseases Nigeria Multi - Year Master Plan 2015 – 2020	https://espen.afro.who.int/system/files/content/resources/NIGERIA_NTD_Master_Plan_2015_2020.pdf
Rwanda	2019	Rwanda Biomedical Centre, Ministry of Health-Rwanda	Neglected Tropical Diseases Strategic Plan 2019-2024	https://espen.afro.who.int/system/files/content/resources/RWANDA%20NTD%20%20STRATEGIC%20PLAN%202019-2024_Signed%20version%20%281%29.pdf

Country	Year	Author(s)	Title	Link
São Tomé e Príncipe	2016	Ministério da Saúde Centro Nacional de Endemias Programa Nacional de Luta Contra SIDA	Plan Directeur de Lutte Intégrée Contre les Maladies Tropicales Négligées 2016-2020	https://espen.afro.who.int/system/files/content/resources/SAO_TOME_AND_PRINCIPE_NTD_Master_Plan_2016_2020.pdf
Senegal	2016	Ministère de la Santé et de l'Action Sociale Sénégal	Plan Stratégique de Lutte Intégrée Contre les Maladies Tropicales Négligées 2016-2020	https://espen.afro.who.int/system/files/content/resources/SENEGAL_NTD_Master_Plan_2016_2020.pdf
Seychelles	2014	Ministry of Health Seychelles	Seychelles Neglected Tropical Diseases Master Plan 2015-2020	https://espen.afro.who.int/system/files/content/resources/SEYCHELLES_NTD_Master_Plan_2015_2020.pdf
Sierra Leone	2016	Ministry of Health and Sanitation - Sierra Leone	Master Plan for Neglected Tropical Diseases Elimination in Sierra Leone 2016-2020	https://espen.afro.who.int/system/files/content/resources/SIERRA_LEONE_NTD_Master_Plan_2016_2020.pdf
South Africa	2019	South Africa - Department of Health and the Department of Basic Education.	South Africa National Master Plan for the Elimination of Neglected Tropical Diseases (2019 - 2025)	https://espen.afro.who.int/system/files/content/resources/South%20Africa%20NTD%20Master%20Plan%20v1.3.pdf
South Sudan	2016	Ministry of Health - South Sudan	South Sudan National Master Plan for Neglected Tropical Diseases 2016 - 2020	https://espen.afro.who.int/system/files/content/resources/SOUTH_SUDAN_NTD_Master_Plan_2016_2020.pdf
United Republic of Tanzania	2021	Ministry of Health, Community Development, Gender, Elderly, and Children - Tanzania	Strategic Master Plan for the Neglected Tropical Diseases Control Program July 2021 - June 2026	https://www.moh.go.tz/storage/app/uploads/public/620/b58/fe3/620b58fe35e10028575968.pdf
Togo	2015	Ministère de la santé et de la Protection Sociale - Togo	Plan Directeur National de Lutte Intégrée Contre les Maladies Tropicales Négligées 2016-2020 (Togo NTD Master plan)	https://espen.afro.who.int/system/files/content/resources/TOGO_NTD_Master_Plan_2016_2020.pdf
WHO African Region	2020	WHO Regional Office for Africa, ESPEN	Country NTD Master Plan 2021 - 2025: Framework for Development	https://espen.afro.who.int/system/files/content/resources/NTDMasterPlan_Guidelines_WHOAfrRegion_Version3_160321.pdf
WHO African Region	2013	World Health Organization Regional Office for Africa	Regional Strategic Plan for Neglected Tropical Diseases in the African Region 2014–2020	https://www.afro.who.int/sites/default/files/sessions/documents/afr-rc63-10-add-en.pdf
Zambia	2019	Ministry of Health - Zambia	Elimination of Neglected Tropical Diseases National Master Plan 2019-2023	https://www.afro.who.int/publications/elimination-neglected-tropical-diseases-national-master-plan-2019-2023

Annex K

Technical reports and programme evaluations included in this review

Author(s)	Year	Title	Link
Uniting to Combat NTDs	Latest report	5th report: Reaching a Billion	https://unitingtocombatntds.org/reports/5th-report/
Hopkins et al.	2022	Progress Toward Global Eradication of Dracunculiasis - World-wide, January 2021-June 2022	10.15585/mmwr.mm7147a2
Hopkins et al.	2022	Dracunculiasis Eradication: End-Stage Challenges	10.4269/ajtmh.22-0197
Simpson et al.	2022	Research priorities to support the development of integrated national strategies to control skin-neglected tropical diseases Trans R Soc Trop Med Hyg	10.1093/trstmh/trac086
WHO Regional Office for Africa, ESPEN	2022	ESPEN 2021 Annual Report	https://espen.afro.who.int/system/files/content/resources/ESPEN%202021%20ANNUAL%20REPORT%20FINAL_v05.pdf
WHO Regional Office for Africa, ESPEN	2022	ESPEN'S DIGITAL TOOLS HOW DATA WILL HELP WIN THE FIGHT AGAINST NEGLECTED TROPICAL DISEASES	https://espen.afro.who.int/system/files/content/resources/ESPEN--Digital_Tools-V2-2022-04-06.pdf
WHO Regional Office for Africa, ESPEN	2022	Report of the Fourth Meeting of NTD National Programme & Data Managers from the WHO African Region	https://espen.afro.who.int/about-espen
Amazigo et al.	2021	Community-directed distributors-The foot soldiers in the fight to control and eliminate neglected tropical diseases	10.1371/journal.pntd.0009088
Anthonj et al.	2021	Kenyan school book knowledge for water, sanitation, hygiene and health education interventions: Disconnect, integration or opportunities?	10.1016/j.ijheh.2021.113756
Biritwum et al.	2021	Onchocerciasis control in Ghana (1974-2016)	10.1186/s13071-020-04507-2
Brattig et al.	2021	Onchocerciasis (river blindness)-more than a century of research and control	10.1016/j.actatropica.2020.105677
ESPEN	2021	ESPEN NTD Elimination Factsheet (2021)	https://espen.afro.who.int/system/files/content/resources/ESPEN-NTD-Elimination_2021_final.pdf
Haselbeck et al.	2021	Challenges to the Fight against Rabies-The Landscape of Policy and Prevention Strategies in Africa	10.3390/ijerph18041736
Hopkins et al.	2021	Progress Toward Global Eradication of Dracunculiasis, January 2020-June 2021	10.15585/mmwr.mm7044a1
Karki et al.	2021	Assessment of the Chad Guinea worm surveillance information system: A pivotal foundation for eradication	10.1371/journal.pntd.0009675

Author(s)	Year	Title	Link
Kelly-Hope et al.	2021	Complex emergencies and the control and elimination of neglected tropical diseases in Africa: developing a practical approach for implementing safe and effective mapping and intervention strategies	10.1186/s13031-021-00356-7
NTD/ESPEN Secretariat, WHO/AFRO	2021	Report of the Third Meeting of NTD National Programme Managers in the WHO African Region	https://espen.afro.who.int/system/files/content/resources/Report%20of%20the%20Third%20Meeting%20of%20NTD%20National%20Programme%20Managers%20in%20the%20WHO%20Africa%20Region%20v20210524.pdf
Rebollo et al..	2021	Baseline Mapping of Neglected Tropical Diseases in Africa: The Accelerated WHO/AFRO Mapping Project	10.4269/ajtmh.20-1538
Sakho et al.	2021	Implementation of mass drug administration for neglected tropical diseases in Guinea during the COVID-19 pandemic	10.1371/journal.pntd.0009807
WHO Regional Office for Africa, ESPEN	2021	ESPEN 2020 Annual Report	https://espen.afro.who.int/system/files/content/resources/ESPEN%20%202020%20Annual%20Report%20En.pdf
WHO Regional Office for Africa, ESPEN	2021	ESPEN's critical role in Health Systems Strengthening	https://espen.afro.who.int/system/files/content/resources/ESPEN%20fact%20sheet%20on%20HSS%20final_0.pdf
Adekeye et al.	2020	Mass administration of medicines in changing contexts: Acceptability, adaptability and community directed approaches in Kaduna and Ogun States, Nigeria	10.1371/journal.pntd.0008857
Asfaw et al.	2020	Towards the trachoma elimination target in the Southern region of Ethiopia: How well is the SAFE strategy being implemented?	10.3855/jidc.11703
Athingo et al.	2020	Fighting Dog-Mediated Rabies in Namibia-Implementation of a Rabies Elimination Program in the Northern Communal Areas	10.3390/tropicalmed5010012
Bah et al.	2020	Achievements and challenges of Lymphatic filariasis elimination in Sierra Leone	10.1371/journal.pntd.0008877
Binder et al.	2020	Lessons Learned in Conducting Mass Drug Administration for Schistosomiasis Control and Measuring Coverage in an Operational Research Setting	https://pubmed.ncbi.nlm.nih.gov/32400352/
Burgert-Brucker et al.	2020	Risk factors associated with failing pre-transmission assessment surveys (pre-TAS) in Lymphatic filariasis elimination programs: Results of a multi-country analysis	https://pubmed.ncbi.nlm.nih.gov/32479495/
Colley et al.	2020	Contributions of the Schistosomiasis Consortium for Operational Research and Evaluation (SCORE) to Schistosomiasis Control and Elimination: Key Findings and Messages for Future Goals, Thresholds, and Operational Research	10.4269/ajtmh.19-0787
Ferguson et al.	2020	Volunteer based approach to dog vaccination campaigns to eliminate human rabies: Lessons from Laikipia County, Kenya	10.1371/journal.pntd.0008260; 10.1371/journal.pntd.0008260.r001; 10.1371/journal.pntd.0008260.r002; 10.1371/journal.pntd.0008260.r003; 10.1371/journal.pntd.0008260.r004

Author(s)	Year	Title	Link
Hopkins et al.	2020	Progress Toward Global Eradication of Dracunculiasis, January 2019-June 2020	10.15585/mmwr.mm6943a2
Katarbarwa et al.	2020	Elimination of Simulium neavei-Transmitted Onchocerciasis in Wambabya-Rwamarongo Focus of Western Uganda	10.4269/ajtmh.20-0195
Katarbarwa et al.	2020	Historical Elimination of Onchocerciasis from Victoria Nile Focus in Central Uganda Verified Using WHO Criteria	10.4269/ajtmh.20-0064
Katarbarwa et al.	2020	The Galabat-Metema cross-border onchocerciasis focus: The first coordinated interruption of onchocerciasis transmission in Africa	https://journals.plos.org/plosntds/article?id=10.1371/journal.pntd.0007830
King et al.	2020	Impact of Different Mass Drug Administration Strategies for Gaining and Sustaining Control of Schistosoma mansoni and Schistosoma haematobium Infection in Africa	https://pubmed.ncbi.nlm.nih.gov/32400356/
Martin et al.	2020	The use of serology for trachoma surveillance: Current status and priorities for future investigation	10.1371/journal.pntd.0008316
Salari et al.	2020	Financial Costs of the Zanzibar Elimination of Schistosomiasis Transmission Project	10.4269/ajtmh.20-0252
Solomon et al.	2020	The Importance of Failure: How Doing Impact Surveys That Fail Saves Trachoma Programs Money	10.4269/ajtmh.20-0686
WHO Regional Office for Africa, ESPEN	2020	ESPEN 2019 Annual Report	https://espen.afro.who.int/system/files/content/resources/ESPEN_2019-Annual-Report_En_HD_2020-07_21.pdf
Bah et al.	2019	Soil-transmitted helminth infection in school age children in Sierra Leone after a decade of preventive chemotherapy interventions	10.1186/s40249-019-0553-5
Bah et al.	2019	Schistosomiasis in School Age Children in Sierra Leone After 6 Years of Mass Drug Administration With Praziquantel	10.3389/fpubh.2019.00001
Bof et al.	2019	Review of the National Program for Onchocerciasis Control in the Democratic Republic of the Congo	10.3390/tropicalmed4020092
Coetzer et al.	2019	A Novel Integrated and Labile eHealth System for Monitoring Dog Rabies Vaccination Campaigns	10.3390/vaccines7030108
Deol et al.	2019	Schistosomiasis - Assessing Progress toward the 2020 and 2025 Global Goals	10.1056/NEJMoa1812165
Hopkins et al.	2019	Progress Toward Global Eradication of Dracunculiasis - January 2018-June 2019	10.15585/mmwr.mm6843a5
Kittur et al.	2019	Persistent Hotspots in Schistosomiasis Consortium for Operational Research and Evaluation Studies for Gaining and Sustaining Control of Schistosomiasis after Four Years of Mass Drug Administration of Praziquantel	10.4269/ajtmh.19-0193

Author(s)	Year	Title	Link
Manyeh et al.	2019	Using intervention mapping to design and implement quality improvement strategies towards elimination of Lymphatic filariasis in Northern Ghana	10.1371/journal.pntd.0007267
Pi-Bansa et al.	2019	Potential factors influencing Lymphatic filariasis transmission in hotspot and control areas in Ghana: the importance of vectors	10.1186/s40249-019-0520-1
Rufai et al.	2019	Evaluation of Buruli Ulcer Disease Surveillance System in the Ga West Municipality, Ghana, 2011-2015	10.1155/2019/4721236
Sreenivasan et al.	2019	Overview of rabies post-exposure prophylaxis access, procurement and distribution in selected countries in Asia and Africa, 2017-2018	10.1016/j.vaccine.2019.04.024
WHO Regional Office for Africa, ESPEN	2019	ESPEN 2018 Annual Report	https://espen.afro.who.int/system/files/content/resources/ESPEN%27s%202018%20Annual%20Report%20-%20HD.pdf
Adomako et al.	2018	Dog Bites and Rabies in the Eastern Region of Ghana in 2013-2015: A Call for a One-Health Approach	10.1155/2018/6139013
Amnie, AG	2018	An impact evaluation of two rounds of mass drug administration on the prevalence of active trachoma: A clustered cross sectional survey	10.1371/journal.pone.0201911
Colebunders et al.	2018	From river blindness control to elimination: bridge over troubled water	10.1186/s40249-018-0406-7
Courtright et al.	2018	Strengthening the links between mapping, planning and global engagement for disease elimination: lessons learnt from trachoma	10.1136/bjophthalmol-2018-312476
Dadzie et al.	2018	Is onchocerciasis elimination in Africa feasible by 2025: a perspective based on lessons learnt from the African control programmes	10.1186/s40249-018-0446-z
Hopkins et al.	2018	Progress Toward Global Eradication of Dracunculiasis - January 2017-June 2018	10.15585/mmwr.mm6745a3
Hopkins et al.	2018	Dracunculiasis Eradication: Are We There Yet?	10.4269/ajtmh.18-0204
Koudou et al.	2018	Update on the current status of onchocerciasis in Côte d'Ivoire following 40 years of intervention: Progress and challenges	10.1371/journal.pntd.0006897
WHO Regional Office for Africa, ESPEN	2018	ESPEN 2017 Annual Report	https://espen.afro.who.int/system/files/content/resources/2017_ESPEN_ANNUAL_REPORT_FINAL.pdf
Assoum et al.	2017	Spatiotemporal distribution and population at risk of soil-transmitted helminth infections following an eight-year school-based deworming programme in Burundi, 2007-2014	10.1186/s13071-017-2505-x

Author(s)	Year	Title	Link
Biritwum et al.	2017	Fifteen years of programme implementation for the elimination of Lymphatic filariasis in Ghana: Impact of MDA on immunoparasitological indicators	10.1371/journal.pntd.0005280
Boock et al.	2017	Yaws resurgence in Bankim, Cameroon: The relative effectiveness of different means of detection in rural communities	10.1371/journal.pntd.0005557
Cheke, RA	2017	Factors affecting onchocerciasis transmission: lessons for infection control	10.1080/14787210.2017.1286980
Hatch et al.	2017	Towards Canine Rabies Elimination in South-Eastern Tanzania: Assessment of Health Economic Data	10.1111/tbed.12463
Hopkins et al.	2017	Progress Toward Global Eradication of Dracunculiasis, January 2016-June 2017	10.15585/mmwr.mm6540a5
Kastner et al.	2017	How much will it cost to eradicate Lymphatic filariasis? An analysis of the financial and economic costs of intensified efforts against Lymphatic filariasis	10.1371/journal.pntd.0005934
Lechenne et al.	2017	The Importance of a Participatory and Integrated One Health Approach for Rabies Control: The Case of N'Djamena, Chad	10.3390/tropicalmed2030043
Mpolya et al.	2017	Toward Elimination of Dog-Mediated Human Rabies: Experiences from Implementing a Large-scale Demonstration Project in Southern Tanzania	https://pubmed.ncbi.nlm.nih.gov/28321400/
Njim, T; Aminde, LN	2017	An appraisal of the neglected tropical diseases control program in Cameroon: the case of the national program against onchocerciasis	10.1186/s12889-017-4037-x
Onowhakpor et al.	2017	Assessment of the performance of community-directed treatment with ivermectin strategy for the control and elimination of onchocerciasis in Edo State, Nigeria	10.4103/ijph.IJPH_236_16
Hopkins et al.	2016	Progress Toward Global Eradication of Dracunculiasis -January 2015-June 2016	10.15585/mmwr.mm6540a5
Lechenne et al.	2016	Operational performance and analysis of two rabies vaccination campaigns in N'Djamena, Chad	10.1016/j.vaccine.2015.11.033
Mtema et al.	2016	Mobile Phones As Surveillance Tools: Implementing and Evaluating a Large-Scale Intersectoral Surveillance System for Rabies in Tanzania	https://journals.plos.org/plosmedicine/article?id=10.1371/journal.pmed.1002002
N'Diaye et al.	2016	Schistosomiasis Sustained Control Program in Ethnic Groups around Ninfescha (Eastern Senegal)	10.4269/ajtmh.15-0125

Author(s)	Year	Title	Link
Ortu et al.	2016	The impact of an 8-year mass drug administration programme on prevalence, intensity and co-infections of soil-transmitted helminthiasis in Burundi	10.1186/s13071-016-1794-9
Uniting to Combat NTDs	2016	4th report: Reaching the Unreached	https://unitingtocombatntds.org/reports/4th-report/
Bof et al.	2015	Onchocerciasis control in the Democratic Republic of Congo (DRC): challenges in a post-war environment	10.1111/tmi.12397
French et al.	2015	Estimation of changes in the force of infection for intestinal and urogenital schistosomiasis in countries with schistosomiasis control initiative-assisted programmes	10.1186/s13071-015-1138-1
Hopkins et al.	2015	Progress Toward Global Eradication of Dracunculiasis, January 2014-June 2015	10.15585/mmwr.mm6441a1
Nikolay et al.	2015	Understanding Heterogeneity in the Impact of National Neglected Tropical Disease Control Programmes: Evidence from School-Based Deworming in Kenya	10.1371/journal.pntd.0004108
Uniting to Combat NTDs	2015	3rd Report: Country Leadership and Collaboration on Neglected Tropical Diseases	https://unitingtocombatntds.org/wp-content/uploads/2017/11/3rd_progress_report_english.pdf
Worrell et al.	2015	Cost Analysis of Tests for the Detection of Schistosoma mansoni Infection in Children in Western Kenya	10.4269/ajtmh.14-0644
Budge et al.	2014	Ongoing Surveillance for Lymphatic filariasis in Togo: Assessment of Alternatives and Nationwide Reassessment of Transmission Status	10.4269/ajtmh.13-0407
Hopkins DR, Ruiz-Tiben E, Eberhard ML, Roy SL; Centers for Disease Control and Prevention (CDC).	2014	Progress toward global eradication of dracunculiasis--January 2013-June 2014	https://www.cdc.gov/mmwr/preview/mmwrhtml/mm6346a3.htm
Jones et al.	2014	Logistics of Guinea worm Disease Eradication in South Sudan	10.4269/ajtmh.13-0110
Uniting to Combat NTDs	2014	2nd Report: Delivering on Promises and Driving Progress	https://unitingtocombatntds.org/wp-content/uploads/2017/11/2nd_progress_report_english.pdf
Awofeso, N	2013	Towards global Guinea worm eradication in 2015: the experience of South Sudan	10.1016/j.ijid.2013.03.003
Centers for Disease Control and Prevention.	2013	Progress toward global eradication of dracunculiasis--January 2012-June 2013	https://www.cdc.gov/mmwr/preview/mmwrhtml/mm6242a1.htm
Hopkins et al.	2013	Dracunculiasis Eradication: And Now, South Sudan	10.4269/ajtmh.13-0090
Mathieu et al.	2013	It is Possible: Availability of Lymphedema Case Management in each Health Facility in Togo. Program Description, Evaluation, and Lessons Learned	10.4269/ajtmh.12-0453

Author(s)	Year	Title	Link
Sodahlon et al.	2013	A Success Story: Togo Is Moving toward Becoming the First Sub-Saharan African Nation to Eliminate Lymphatic filariasis through Mass Drug Administration and Countrywide Morbidity Alleviation	10.1371/journal.pntd.0002080
Uniting to Combat NTDs	2013	1st Report: From Promises to Progress	https://unitingtocombatntds.org/reports/1st-report/
Centers for Disease Control and Prevention.	2012	Progress toward global eradication of dracunculiasis--January 2011-June 2012	https://www.cdc.gov/mmwr/preview/mmwrhtml/mm6142a2.htm
Dembele et al.	2012	Implementing Preventive Chemotherapy through an Integrated National Neglected Tropical Disease Control Program in Mali	10.1371/journal.pntd.0001574
Knopp et al.	2012	Study and implementation of urogenital schistosomiasis elimination in Zanzibar (Unguja and Pemba islands) using an integrated multidisciplinary approach	10.1186/1471-2458-12-930
Centers for Disease Control and Prevention (CDC).	2011	Progress toward elimination of Lymphatic filariasis--Togo, 2000-2009	https://www.cdc.gov/mmwr/preview/mmwrhtml/mm6029a4.htm
Chen et al.	2011	Incremental Cost of Conducting Population-Based Prevalence Surveys for a Neglected Tropical Disease: The Example of Trachoma in 8 National Programs	10.1371/journal.pntd.0000979
Cupp et al.	2011	Elimination of human onchocerciasis: History of progress and current feasibility using ivermectin (Mectizan (R)) monotherapy	10.1016/j.actatropica.2010.08.009
Hodges et al.	2011	Neglected tropical disease control in post-war Sierra Leone using the Onchocerciasis Control Programme as a platform	10.1016/j.inhe.2011.03.003
Kelly-Hope et al.	2011	Lymphatic filariasis in the Democratic Republic of Congo; micro-stratification overlap mapping (MOM) as a prerequisite for control and surveillance	10.1186/1756-3305-4-178
Mathieu et al.	2011	A Laboratory-Based Surveillance System for Wuchereria bancrofti in Togo: A Practical Model for Resource-Poor Settings	10.4269/ajtmh.2011.10-0610
Richards et al.	2011	Epidemiological and Entomological Evaluations after Six Years or More of Mass Drug Administration for Lymphatic filariasis Elimination in Nigeria	10.1371/journal.pntd.0001346
Centers for Disease Control and Prevention (CDC).	2010	Progress toward global eradication of dracunculiasis, January 2009-June 2010	https://www.cdc.gov/mmwr/preview/mmwrhtml/mm5938a4.htm
Miri et al.	2010	Nigeria's Triumph: Dracunculiasis Eradicated	10.4269/ajtmh.2010.10-0140
Centers for Disease Control and Prevention (CDC).	2009	Progress toward global eradication of dracunculiasis, January 2008-June 2009	https://www.cdc.gov/mmwr/preview/mmwrhtml/mm5840a2.htm
Diawara et al.	2009	Feasibility of Onchocerciasis Elimination with Ivermectin Treatment in Endemic Foci in Africa: First Evidence from Studies in Mali and Senegal	10.1371/journal.pntd.0000497

Author(s)	Year	Title	Link
Garms et al.	2009	The elimination of the vector <i>Simulium neavei</i> from the Itwara onchocerciasis focus in Uganda by ground larviciding	10.1016/j.actatropica.2009.04.001
Malecela et al.	2009	The sharp end - experiences from the Tanzanian programme for the elimination of Lymphatic filariasis: notes from the end of the road	10.1179/000349809X12502035776676
Yayemain et al.	2009	Achieving trachoma control in Ghana after implementing the SAFE strategy	10.1016/j.trstmh.2009.02.007
Centers for Disease Control and Prevention (CDC).	2008	Update: progress toward global eradication of dracunculiasis, January 2007-June 2008	https://pubmed.ncbi.nlm.nih.gov/18971919/
Hopkins et al.	2008	Dracunculiasis eradication: Neglected no longer	10.4269/ajtmh.2008.79.474
Kyelem et al.	2008	Determinants of success in national programs to Eliminate Lymphatic filariasis: A perspective identifying essential elements and research needs	https://www.ncbi.nlm.nih.gov/pmc/articles/PMC2694403/
Centers for Disease Control and Prevention (CDC).	2007	Progress toward global eradication of dracunculiasis, January 2005-May 2007	https://www.cdc.gov/mmwr/preview/mmwrhtml/mm5632a1.htm
Goldman et al.	2007	National mass drug administration costs for Lymphatic filariasis elimination	10.1371/journal.pntd.0000067
Ndyomugenyeni et al.	2007	Progress towards the elimination of onchocerciasis as a public-health problem in Uganda: opportunities, challenges and the way forward	10.1179/136485907X176355
Rwakimari, JB; Hopkins, DR; Ruiz-Tiben, E	2006	Uganda's successful Guinea worm Eradication Program	10.4269/ajtmh.2006.75.3
Centers for Disease Control and Prevention (CDC).	2005	Progress toward global eradication of dracunculiasis, January 2004-July 2005	https://www.cdc.gov/mmwr/preview/mmwrhtml/mm5442a2.htm
Hopkins et al.	2005	Dracunculiasis eradication: The final inch	10.4269/ajtmh.2005.73.669
Olaseha IO, Sridhar MK.	2005	Participatory action research: community diagnosis and intervention in controlling urinary schistosomiasis in an urban community in Ibadan, Nigeria	10.2190/CBYM-94N2-E7DH-QRAL
Centers for Disease Control and Prevention (CDC).	2004	Progress toward global eradication of dracunculiasis, 2002-2003	https://www.cdc.gov/mmwr/preview/mmwrhtml/mm5337a3.htm
Waters, HR; Rehwinkel, JA; Burnham, G	2004	Economic evaluation of Mectizan distribution	10.1111/j.1365-3156.2004.01210.x
Anosike et al.	2003	Control of endemic dracunculiasis in Ebonyi state, south-eastern Nigeria	10.1078/1438-4639-00246
Centers for Disease Control and Prevention (CDC).	2003	Progress toward global eradication of dracunculiasis, January-June 2003	https://www.cdc.gov/mmwr/preview/mmwrhtml/mm5237a1.htm

Author(s)	Year	Title	Link
World Health Organization	2003	Assessment of the Community-Based Surveillance System in Ghana and its role in dracunculiasis eradication	https://www.who.int/publications/i/item/who-wer7837-321-323
Centers for Disease Control and Prevention (CDC).	2002	Progress toward global dracunculiasis eradication, June 2002	https://www.cdc.gov/mmwr/preview/mmwrhtml/mm5136a3.htm
Namadi A, Visschedijk J, Samson K.	2002	The leprosy elimination campaign in Jigawa, Nigeria: an opportunity for integration	https://pubmed.ncbi.nlm.nih.gov/12192970/
Centers for Disease Control and Prevention (CDC).	2000	Progress toward global dracunculiasis eradication, June 2000	https://www.cdc.gov/mmwr/preview/mmwrhtml/mm4932a2.htm
Sam-Abbenyi A, Dama M, Graham S, Obate Z.	1999	Dracunculiasis in Cameroon at the threshold of elimination	10.1093/ije/28.1.163
Diamenu, SK; Nyaku, AA	1998	Guinea worm disease - A chance for successful eradication in the Volta region, Ghana	10.1016/S0277-9536(98)00028-8
World Health Organization	1998	Leprosy elimination campaigns (LECs). Progress during 1997-1998Wkly Epidemiol Rec	https://pubmed.ncbi.nlm.nih.gov/9652205/
Awofeso N.	1997	Life after multidrug therapy: the managerial implications in leprosy control in Kaduna State, Nigeria	10.1177/004947559702700404
Cline, BL; Hewlett, BS	1996	Community-based approach to schistosomiasis control	10.1016/0001-706X(95)00118-X
BUGRI, S; ADEYEMI, AA	1995	UPDATE - DRACUNCULIASIS ERADICATION - GHANA AND NIGERIA, 1994 (REPRINTED FROM MMWR, VOL 44, PG 191, 1995)	https://www.cdc.gov/mmwr/preview/mmwrhtml/00036548.htm

