



NAMIBIA COVID-19 SITUATION REPORT NO. 949

Outbreak Name	COVID-19 outbreak	Country affected	Namibia
Date & Time	24.10.2022 17h00	Investigation start Date	14 March 2020

HIGHLIGHTS/SITUATION UPDATE (24/10/2022)

CUMULATIVE

Tested 1 083 633

Confirmed 169 918 (Re-infection 3 066)

Active 44

Recovered 165 779

Vaccinated

1st doses 573 309 2nd doses 289 125
Booster doses 100 832

Deaths 4 080

TOTAL TODAY

Tested 122

Confirmed 4 Re-infection 0

Active 44

Recovered 0

Vaccinated

61 1st doses 40 2nd doses 63 Booster doses

Deaths 0

- A total of **169 918** cases including re-infections have been recorded to-date.
- Of the total confirmed cases, **5 726 (3%)** are Health Workers, with **0** new confirmed today.
 - 4 806 (84%) State; 905 (15.8%) Private, 15 (0.2%) Non-Governmental Organizations.
 - 5 726 (100%) recoveries and 25 (0.5%) deaths.
- The recovery rate now stands at **98%**.
- Khomas and Erongo regions reported the highest number of cases with **54 819 (33%)** and **23 891 (14 %)** respectively.
- Of the total fatalities **3 720 (91%)** are COVID-19 deaths while **360 (9%)** are COVID-19 related deaths.
- The case fatality rate now stands at **2.4%**.
- Positivity stand at **3%**

Table 1: Distribution of confirmed COVID-19 cases by region, 24 October 2022

	New cases	New re-infections	Cum re-infections	Cum confirmed excluding re-infections	Active cases	Recoveries	Cum Deaths	Cum deaths with co-morbidities	Non-COVID deaths	Health Workers
Erongo	3	0	453	23 891	4	23 904	431	355	5	529
Hardap	0	0	120	8 808	0	8 663	265	168	0	193
Kharas	0	0	320	10 727	0	10 884	163	138	0	324
Kavango East	0	0	77	6 707	0	6 552	230	132	2	315
Kavango West	0	0	4	865	0	846	23	21	0	50
Khomas	1	0	1 378	54 819	23	55 262	911	706	1	1 945
Kunene	0	0	73	5 293	0	5 204	162	110	0	166
Ohangwena	0	0	58	6 289	3	6 123	219	127	2	236
Omaheke	0	0	72	5 398	6	5 172	291	205	1	152
Omusati	0	0	65	8 054	2	7 771	346	211	0	295
Oshana	0	0	111	10 909	1	10 614	404	244	1	613
Oshikoto	0	0	79	8 223	0	8 088	212	160	2	388
Otjozondjupa	0	0	225	13 211	0	13 147	288	196	1	389
Zambezi	0	0	31	3 658	5	3 549	135	77	0	131
Total	4	0	3 066	166 852	44	165 779	4 080	2 850	15	5 726

EPIDEMIOLOGICAL SITUATION IN NAMIBIA

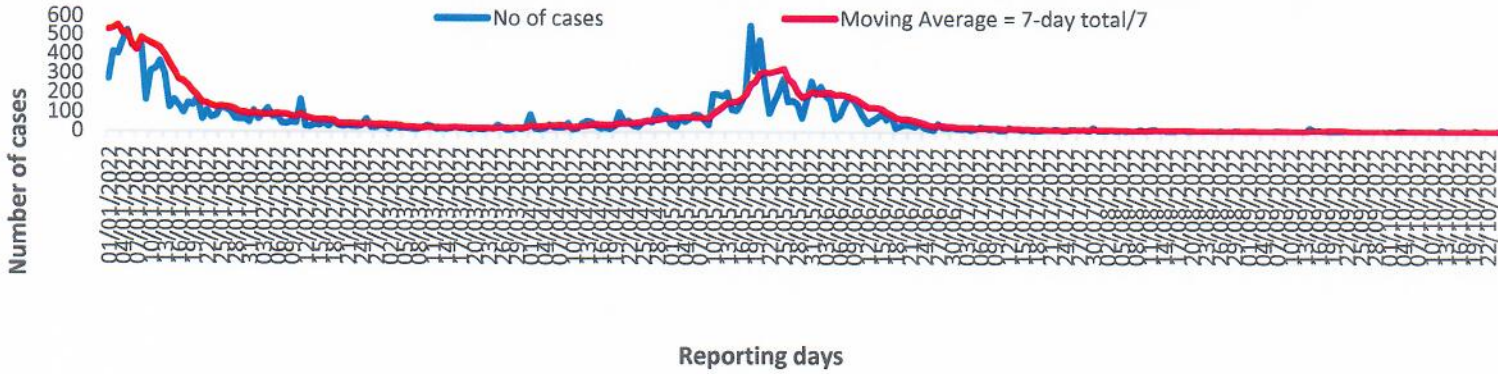


Figure 1: The 7 days moving average line chart for confirmed COVID-19 cases, 24 October 2022

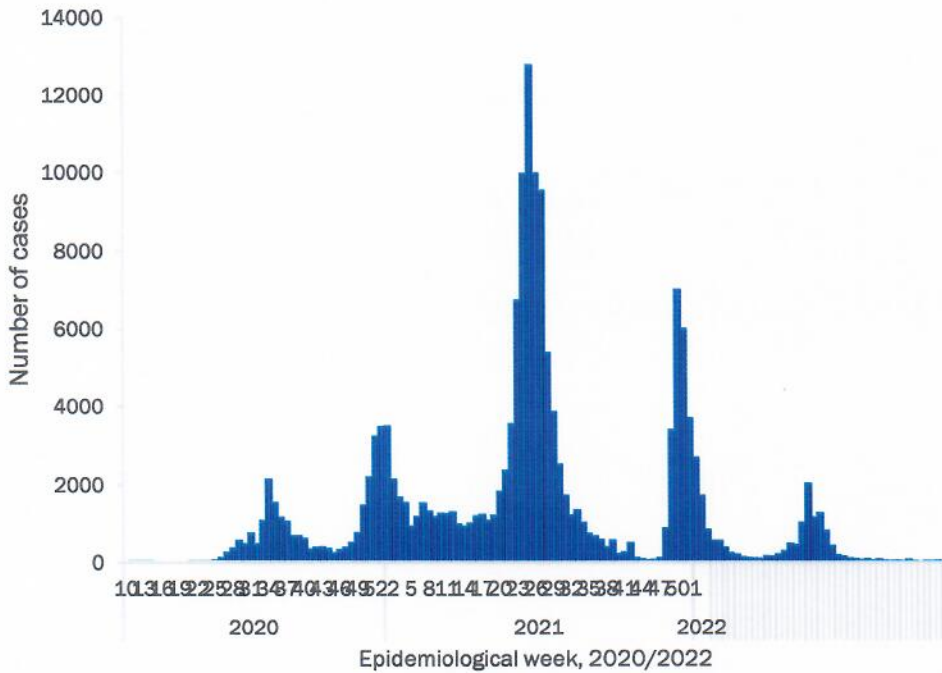


Figure 2: Epi-curve for confirmed COVID-19 case, 24 October 2022

- The highest peak of **12 787 (8%)** cases was recorded during week 25 of 2021 (Figure 3).
- The country has started seeing a gradual reduction in the average number of confirmed cases from 2 681 to 429 from epi-week 1 to 18 of 2022.
- Another peak of 2022 cases was recorded in week 20 of 2022
- The number of cases have started decreasing in week 23 of 2022 as seen on the graph.
- The National Call Center continues operations for 24 hours daily.
- Today (24/10/2022), **0** calls were answered. (phones not working)

- Since March 2020, **98 500** people have been placed into quarantine around the country.
- A total of **9** people are currently in quarantine, with **0** new admissions.

Table 2: Number of people in quarantine 24 October 2022

Region	Newly quarantined 24 hours	Cumulative number	Number discharged	Number in quarantine now
Erongo	0	8 698	8 698	0
Hardap	0	3 269	3 269	0
Kavango (East and West)	0	1 852	1 852	0
Khomas	0	3 781	3 781	0
Kharas	0	10 000	10 000	0
Kunene	0	7 002	7 002	0
Ohangwena	0	924	924	0
Omaheke	0	24 310	24 306	4
Omusati	0	4 086	4 086	0
Oshana	0	402	402	0
Oshikoto	0	29 992	29 987	5
Otjozondjupa	0	1 932	1 932	0
Zambezi	0	2 252	2 252	0
Total	0	98 500	98 491	9

**Table 3: COVID-19 specimen recorded at the Laboratories
24 October 2022**

VARIABLES	TOTAL
Total samples received by the Laboratory	1 084 989
Total samples tested	1 065 179
Total samples re-tested	19 693
Total positive results	166 851
Total negative results	898 159
Total samples discarded	117
Invalid results	0
Total pending results	0
Indeterminant/Inconclusive	169
Suspected cases in 24 hours (excluding re-tests)	121

- Of the total confirmed cases, **100 033 (60%)** are in the 20-49 years age-brackets which constitutes the majority of the recorded cases.
- A total of **26 786 (16%)** of the confirmed cases are among the 5-19 years category.
- A total of **19 164 (11%)** of the confirmed cases are among the 50 - 59 years group.
- The under 5 years age group make up **3 728 (2%)** of the total cases whereas, **17 141 (10%)** are above 60 years of age.

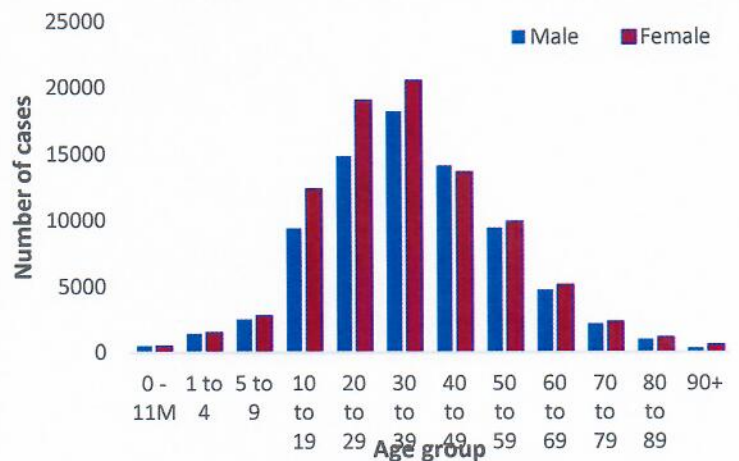


Figure 3: Age and Sex distribution of COVID-19 confirmed cases, 24 October 2022

- The laboratory testing capacity has been enhanced; with a total of twenty-three (23) laboratories carrying out the testing of samples: NIP, Path-Care, UNAM Molecular, Central Veterinary Laboratory, Namib Poultry, NAMDEB, NamPath, Namibia Central Pathology, DiagnoLab, High Care, Alpha Medical Laboratory, NCP, Maerua MC, Des-Jo Medical Test Centre, ProQuest Diagnostic Laboratory, MAXI, Medlink Laboratory Services, Biotech Medical, Covisure, Star Care, Soweto Medical Center, Hosea Kutako International Airport & Oshana Med Laboratory .
- To date, **1 085 027** tests (including **19 693** re-tests) have been conducted by authorized laboratories.
- Since the beginning of the outbreak, **178 792** contacts of confirmed cases have been identified, **0** contacts were identified within the last 24 hours from **5** regions.
- Cumulatively, **176 589** contacts have completed their monitoring period, while **303** contacts are lost to follow-up and a total of **29 323 (18%)** contacts of confirmed cases have tested positive.
- Today, **81 (100%)** out of **81** active contacts were

Table 4: The current distribution for hospitalization of confirmed cases by region, 24 October 2022

Region	Hospitalized confirmed cases		Vaccinated		Intensive Care Unit		Vaccinated	
	Current	Previous	1 st dose	2 nd dose	Current	Previous	1 st dose	2 nd dose
Erongo	0	0	0	0	0	0	0	0
Hardap	0	0	0	0	0	0	0	0
Kharas	0	0	0	0	0	0	0	0
Kavango East	0	0	0	0	0	0	0	0
Kavango West	0	0	0	0	0	0	0	0
Khomas	0	0	0	0	0	0	0	0
Kunene	0	0	0	0	0	0	0	0
Ohangwena	0	0	0	0	0	0	0	0
Omaheke	0	0	0	0	0	0	0	0
Omusati	0	0	0	0	0	0	0	0
Oshana	1	1	0	0	0	0	0	0
Oshikoto	0	0	0	0	0	0	0	0
Otjozondjupa	0	0	0	0	0	0	0	0
Zambezi	0	0	0	0	0	0	0	0
Total	1	1	0	0	0	0	0	0

Table 5: Summary of COVID-19 vaccine 3rd doses administered, 24 October 2022

Region	Cumulative no. of persons vaccinated			
	Sinopharm	AstraZeneca	Pf izer	Booster Doses J&J
Erongo	2 753	1 199	3 929	1 637
Hardap	4 446	971	1 677	3 004
Kharas	2 481	659	741	1 100
Kavango East	2 209	573	1 312	2 794
Kavango West	2 152	806	1 318	2 118
Khomas	4 725	2 097	7 612	2 778
Kunene	3 127	1 087	997	2 174
Ohangwena	1 679	478	177	425
Omaheke	3 774	1 650	1 198	1 002
Omusati	3 563	1 256	1 141	1 133
Oshana	3 148	786	1 007	1 305
Oshikoto	2 396	590	452	656
Otjozondjupa	3 027	1 360	1 475	1 708
Zambezi	1 112	182	201	1 475
Total	40 592	13 694	23 237	23 309

Table 6: Summary of COVID-19 vaccine doses administered, 24 October 2022

Region	Cumulative no. of persons vaccinated with doses of Sinopharm, AstraZeneca, Sputnik V, Pfizer and Jassen & Johnson		Targeted Population	Vaccination Coverage (%)	Cumulative no. of Healthcare Workers vaccinated with doses of Sinopharm, AstraZeneca, Sputnik V, Pfizer and Jassen & Johnson	
	1 st dose	Fully vaccinated			1 st doses	Fully vaccinated
Erongo	47 869	43 092	161 966	27%	1 466	1 120
Hardap	33 540	29 071	69 121	42%	553	462
Kharas	28 389	24 092	69 786	34%	850	528
Kavango East	51 701	40 026	105 223	38%	1 345	1 101
Kavango West	38 443	31 133	57 210	54%	450	406
Khomas	114 903	102 521	362 620	28%	4 148	3 140
Kunene	34 570	28 448	72 991	39%	695	544
Ohangwena	39 407	32 928	174 546	19%	949	775
Omaheke	25 948	23 483	53 002	44%	430	342
Omusati	35 952	31 186	179 370	17%	1 067	843
Oshana	32 133	29 274	143 395	20%	1 680	1 386
Oshikoto	32 475	28 606	144 912	20%	904	794
Otjozondjupa	42 060	37 771	112 119	34%	934	272
Zambezi	15 919	14 752	73 010	20%	736	1 019
Total	573 309	496 383	1 779 271	28%	16 207	12 732

➤ PUBLIC HEALTH ACTION (S)

- The COVID-19 vaccination programme is ongoing throughout the country.
- The public is encouraged to continue adhering to COVID-19 preventative measures as the situation is being observed.
- The government and development partners continue to prioritize the continuation of essential health services.

CHALLENGES

- Slow vaccine uptake among members of the public, and circulation of anti-vaccination information.

RECOMMENDATIONS

- Encourage the public to get vaccinated and strengthen community health awareness to counteract anti-vaccination information in circulation.




APPROVED



INCIDENT MANAGER
24/10/ 2022



SECRETARIAT

For enquiries, please contact
Namibia Public Health Emergency Operations Centre;
 PHEOC@mhss.gov.na
 0800 100 100
 0851 100 100