



## NAMIBIA COVID-19 SITUATION REPORT NO. 934

Outbreak Name	COVID-19 outbreak	Country affected	Namibia
Date & Time	09.10 .2022 17h00	Investigation start Date	14 March 2020

### HIGHLIGHTS/SITUATION UPDATE (09/10/2022)

#### CUMULATIVE

Tested 1 083 492

Confirmed 166 796

Active 25

Recovered 165 739

Vaccinated

1<sup>st</sup> doses 571 886 2<sup>nd</sup> doses 288 554  
Booster doses 99 544

Deaths 4 080

#### TOTAL TODAY

Tested 111

Confirmed 2

Active 25

Recovered 0

Vaccinated

1<sup>st</sup> doses 0 2<sup>nd</sup> doses 0 Booster doses (not reported)

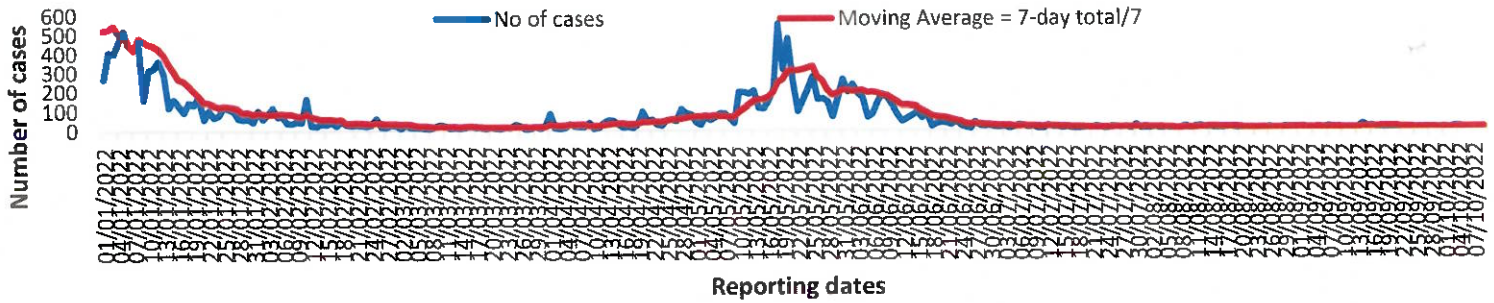
Deaths 0

- A total of **166 796** cases have been recorded to-date, representing **7%** of the total population (**2 550 226**).
- More female cases **88 673 (53%)** have been recorded.
- Of the total confirmed cases, **5 723 (3%)** are Health Workers, with **0** new confirmed today.
  - 4 805 (84%) State; 906 (15.8%) Private, 12 (0.2%) Non-Governmental Organizations.
  - 5 723 (100%) recoveries and 25 (0.5%) deaths.
- The recovery rate now stands at **98%**.
- Khomas and Erongo regions reported the highest number of cases with **54 789 (33%)** and **23 885 (14 %)** respectively.
- Of the total fatalities **3 720 (91%)** are COVID-19 deaths while **360 (9%)** are COVID-19 related deaths.
- The case fatality rate now stands at **2.4%**.

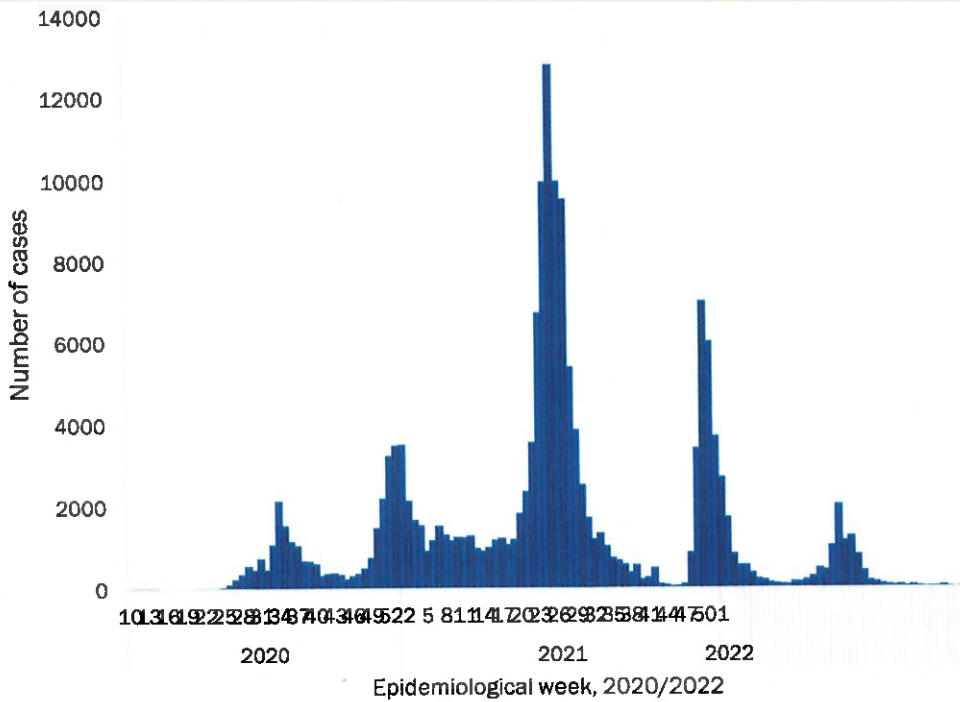
**Table 1: Distribution of confirmed COVID-19 cases by region, 09 October 2022**

	New cases	New re-infections	Cum re-infections	Cum confirmed excluding re-infections	Active cases	Recoveries	Cum Deaths	Cum deaths with co-morbidities	Non-COVID deaths	Health Workers
Erongo	0	0	453	23 885	6	23 896	431	355	5	529
Hardap	0	0	120	8 808	0	8 663	265	168	0	193
Karas	0	0	319	10 727	1	10 882	163	138	0	324
Kavango East	0	0	77	6 707	0	6 552	230	132	2	315
Kavango West	0	0	4	865	0	846	23	21	0	50
Khomas	2	0	1 378	54 789	15	55 240	911	706	1	1 943
Kunene	0	0	73	5 293	0	5 204	162	110	0	166
Ohangwena	0	0	58	6 286	0	6 123	219	127	2	235
Omaheke	0	0	71	5 389	1	5 167	291	205	1	152
Omusati	0	0	65	8 050	0	7 769	346	211	0	295
Oshana	0	0	111	10 909	1	10 614	404	244	1	613
Oshikoto	0	0	79	8 223	1	8 087	212	160	2	388
Otjozondjupa	0	0	225	13 211	0	13 147	288	196	1	389
Zambezi	0	0	30	3 654	0	3 549	135	77	0	131
<b>Total</b>	<b>2</b>	<b>0</b>	<b>3 063</b>	<b>166 796</b>	<b>25</b>	<b>165 739</b>	<b>4 080</b>	<b>2 850</b>	<b>15</b>	<b>5 723</b>

## EPIDEMIOLOGICAL SITUATION IN NAMIBIA



**Figure 2: The 7 days moving average line chart for confirmed COVID-19 cases, 09 October 2022**



- The highest peak of **12 787 (8%)** cases was recorded during week 25 of 2021 (Figure 3).
- The country has started seeing a gradual reduction in the average number of confirmed cases from 1424 to 29 from epi-week 26 to 40 of 2021.
- Another peak of **7005** cases was recorded in week 50 of 2021
- The number of cases have started decreasing in the last three weeks

- The National Call Center continues operations for 24 hours daily.
- Today (09/10/2022), **114** calls were answered.

**Figure 3: Epi-curve for confirmed COVID-19 case, 09 October 2022**

**Table 4: Number of people in quarantine 09 October 2022**

Region	Newly quarantined 24 hours	Cumulative number	Number discharged	Number in quarantine now
Erongo	0	8 698	8 698	0
Hardap	0	3 269	3 269	0
Kavango (East and West)	0	1 852	1 852	0
Khomas	0	3 781	3 781	0
Kharas	0	10 000	10 000	0
Kunene	0	7 002	7 002	0
Ohangwena	0	924	924	0
Omaheke	0	24 244	24 244	0
Omusati	0	4 086	4 086	0
Oshana	0	402	402	0
Oshikoto	0	29 981	29 973	8
Otjozondjupa	0	1 932	1 932	0
Zambezi	0	2 252	2 252	0
<b>Total</b>	<b>0</b>	<b>98 423</b>	<b>98 415</b>	<b>8</b>

- Since March 2020, **98 420** people have been placed into quarantine around the country.
- A total of **8** people are currently in quarantine, with **0** new admissions.

**Table 3: COVID-19 specimen recorded at the Laboratories  
9 October 2022**

VARIABLES	TOTAL
Total samples received by the Laboratory	1 083 462
Total samples tested	1 063 656
Total samples re-tested	19 689
Total positive results	166 796
Total negative results	896 691
Total samples discarded	117
Invalid results	0
Total pending results	0
Indeterminant/Inconclusive	169
Suspected cases in 24 hours (excluding re-tests)	111

- Of the total confirmed cases, **99 995 (60%)** are in the 20-49 years age-brackets which constitutes the majority of the recorded cases.
- A total of **26 782 (16%)** of the confirmed cases are among the 5-19 years category.
- A total of **19 156 (11%)** of the confirmed cases are among the 50 - 59 years group.
- The under 5 years age group make up **3 727 (2%)** of the total cases whereas, **17 136 (10%)** are above 60 years of age.

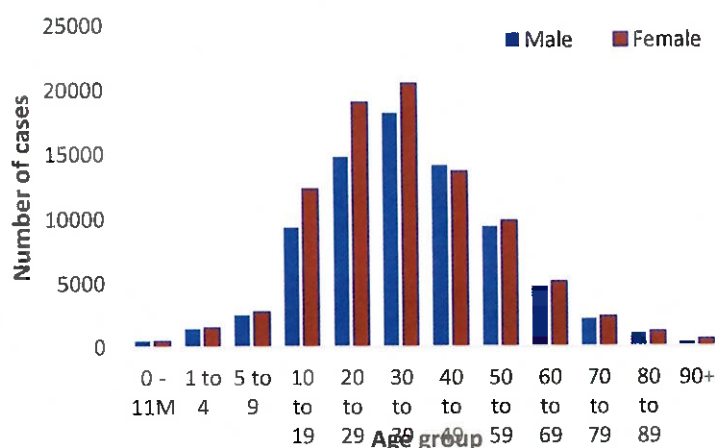
➤ The laboratory testing capacity has been enhanced; with a total of twenty-three (23) laboratories carrying out the testing of samples: NIP, Path-Care, UNAM Molecular, Central Veterinary Laboratory, Namib Poultry, NAMDEB, NamPath, Namibia Central Pathology, DiagnoLab, High Care, Alpha Medical Laboratory, NCP, Maerua MC, Des-Jo Medical Test Centre, ProQuest Diagnostic Laboratory, MAXI, Medlink Laboratory Services, Biotech Medical, Covisure, Star Care, Soweto Medical Center, Hosea Kutako International Airport & Oshana Med Laboratory.

➤ To date, **1 083 492** tests (including **19 689** re-tests) have been conducted by authorized laboratories.

➤ Since the beginning of the outbreak, **178 675** contacts of confirmed cases have been identified, **0** contacts were identified within the last 24 hours from **5** regions.

➤ Cumulatively, **176 513** contacts have completed their monitoring period, while **303** contacts are lost to follow-up and a total of **29 318 (18%)** contacts of confirmed cases have tested positive.

➤ Today, **29 (100%)** out of **29** active contacts were



**4Figure 1: Age and Sex distribution of COVID-19 confirmed cases, 09 October 2022**

**Table 2: The current distribution for hospitalization of confirmed cases by region, 09 October 2022**

Region	Hospitalized confirmed cases		Vaccinated		Intensive Care Unit		Vaccinated	
	Current	Previous	1 <sup>st</sup> dose	2 <sup>nd</sup> dose	Current	Previous	1 <sup>st</sup> dose	2 <sup>nd</sup> dose
Erongo	0	0	0	0	0	0	0	0
Hardap	0	0	0	0	0	0	0	0
ǀKaras	0	0	0	0	0	0	0	0
Kavango East	0	0	0	0	0	0	0	0
Kavango West	0	0	0	0	0	0	0	0
Khomas	0	0	0	0	0	0	0	0
Kunene	0	0	0	0	0	0	0	0
Ohangwena	0	0	0	0	0	0	0	0
Omaheke	0	0	0	0	0	0	0	0
Omusati	0	0	0	0	0	0	0	0
Oshana	1	1	0	0	0	0	0	0
Oshikoto	0	0	0	0	0	0	0	0
Otjozondjupa	0	0	0	0	0	0	0	0
Zambezi	0	0	0	0	0	0	0	0
<b>Total</b>	<b>1</b>	<b>1</b>	<b>0</b>	<b>0</b>	<b>0</b>	<b>0</b>	<b>0</b>	<b>0</b>

**Table 6: Summary of COVID-19 vaccine 3<sup>rd</sup> doses administered, 09 October 2022**

Region	Cumulative no. of persons vaccinated			
	Sinopharm	AstraZeneca	Pfizer	Booster Doses J&J
Erongo	2 702	1 199	3 896	1 575
Hardap	4 374	971	1 638	2 826
Kharas	2 447	657	733	1 045
Kavango East	2 185	573	1 298	2 722
Kavango West	2 146	806	1 317	2 114
Khomas	4 718	2 097	7 597	2 742
Kunene	3 081	1 087	975	2 064
Ohangwena	1 679	478	177	425
Omaheke	3 768	1 650	1 195	972
Omusati	3 522	1 256	1 121	1 081
Oshana	3 124	785	995	1 277
Oshikoto	2 382	590	445	647
Otjozondjupa	3 001	1 360	1 466	1 674
Zambezi	1 105	182	201	1 401
<b>Total</b>	<b>40 234</b>	<b>13 691</b>	<b>23 054</b>	<b>22 565</b>

**Table 5: Summary of COVID-19 vaccine doses administered, 09 October 2022**

Region	Cumulative no. of persons vaccinated with doses of Sinopharm, AstraZeneca, Sputnik V, Pfizer and Jassen & Johnson		Targeted Population	Vaccination Coverage (%)	Cumulative no. of Healthcare Workers vaccinated with doses of Sinopharm, AstraZeneca, Sputnik V, Pfizer and Jassen & Johnson	
	1 <sup>st</sup> dose	Fully vaccinated			1 <sup>st</sup> doses	Fully vaccinated
Erongo	47 717	42 956	161 966	27%	1 466	1 120
Hardap	33 376	28 891	69 121	42%	553	462
Kharas	28 300	24 017	69 786	34%	850	528
Kavango East	51 574	39 872	105 223	38%	1 335	1 094
Kavango West	38 430	31 094	57 210	54%	450	406
Khomas	114 743	102 367	362 620	28%	4 143	3 135
Kunene	34 393	28 244	72 991	39%	695	544
Ohangwena	39 407	32 928	174 546	19%	949	775
Omaheke	25 908	23 445	53 002	44%	430	342
Omusati	35 814	31 046	179 370	17%	1 065	840
Oshana	32 062	29 188	143 395	20%	1 680	1 386
Oshikoto	32 379	28 499	144 912	20%	904	794
Otjozondjupa	41 943	37 657	112 119	34%	934	691
Zambezi	15 840	14 672	73 010	20%	735	694
<b>Total</b>	<b>571 886</b>	<b>494 876</b>	<b>1 779 271</b>	<b>28%</b>	<b>16 189</b>	<b>12 811</b>

**➤ PUBLIC HEALTH ACTION (S)**

- The COVID-19 vaccination programme is ongoing throughout the country.
- The public is encouraged to continue adhering to COVID-19 preventative measures as the situation is being observed.
- The government and development partners continue to prioritize the continuation of essential health services.

**CHALLENGES**

- Slow vaccine uptake among members of the public, and circulation of anti-vaccination information.
- Lack of transport to and from head office for sitrep signature.

**RECOMMENDATIONS**

- Encourage the public to get vaccinated and strengthen community health awareness to counteract anti-vaccination information in circulation.
- MoHSS must provide transport that will be available for sitrep team everyday or use digital signature.

APPROVED

*P. P. T. H. N.*

INCIDENT MANAGER  
09/10/ 2022

*M. Helu*

SECRETARIAT

For enquiries, please contact  
Namibia Public Health Emergency Operations Centre;

 [PHEOC@mhss.gov.na](mailto:PHEOC@mhss.gov.na)

 0800 100 100

 0851 100 100