



NAMIBIA COVID-19 SITUATION REPORT NO. 924

Outbreak Name	COVID-19 outbreak	Country affected	Namibia
Date & Time	29.09.2022 17h00	Investigation start Date	14 March 2020

HIGHLIGHTS/SITUATION UPDATE (29/09/2022)

CUMULATIVE

Tested 1 082 293

Confirmed 166 774

Active 11

Recovered 165 728

Vaccinated

1st doses 571 241 2nd doses 288 227
Booster doses 99 099

Deaths 4 080

TOTAL TODAY

Tested 116

Confirmed 1

Active 11

Recovered 1

Vaccinated

1st doses 90 2nd doses 10 Booster doses 63

Deaths 0

- A total of **166 774** cases have been recorded to-date, representing **7%** of the total population (**2 550 226**).
- More female cases **88 659 (53%)** have been recorded.
- Of the total confirmed cases, **5 722 (3%)** are Health Workers, with **0** new confirmed today.
 - **4 805 (84%)** State; **905 (15.8%)** Private, **12 (0.2%)** Non-Governmental Organizations.
 - **5 721 (100%)** recoveries and **25 (0.5%)** deaths.
- The recovery rate now stands at **98%**.
- Khomas and Erongo regions reported the highest number of cases with **54 772 (33%)** and **23 882 (14%)** respectively.
- Of the total fatalities **3 720 (91%)** are COVID-19 deaths while **360 (9%)** are COVID-19 related deaths.
- The case fatality rate now stands at **2.4%**.

Table 1: Distribution of confirmed COVID-19 cases by region, 29 September 2022

	New cases	New re-infections	Cum re-infections	Cum confirmed excluding re-infections	Active cases	Recoveries	Cum Deaths	Cum deaths with co-morbidities	Non-COVID deaths	Health Workers
Erongo	1	0	453	23 882	3	23 896	431	355	5	529
Hardap	0	0	120	8 808	0	8 663	265	168	0	193
! Kharas	0	0	319	10 727	1	10 882	163	138	0	324
Kavango East	0	0	77	6 707	0	6 552	230	132	2	315
Kavango West	0	0	4	865	0	846	23	21	0	50
Khomas	0	0	1 375	54 772	3	55 232	911	706	1	1 942
Kunene	0	0	73	5 293	0	5 204	162	110	0	166
Ohangwena	0	0	58	6 286	0	6 123	219	127	2	235
Omaheke	0	0	71	5 388	0	5 167	291	205	1	152
Omusati	0	0	65	8 050	0	7 769	346	211	0	295
Oshana	0	0	111	10 908	2	10 612	404	244	1	613
Oshikoto	0	0	79	8 223	1	8 087	212	160	2	388
Otjozondjupa	0	0	225	13 211	1	13 146	288	196	1	389
Zambezi	0	0	30	3 654	0	3 549	135	77	0	131
Total	1	0	3 060	166 774	11	165 728	4 080	2 850	15	5 722

EPIDEMIOLOGICAL SITUATION IN NAMIBA

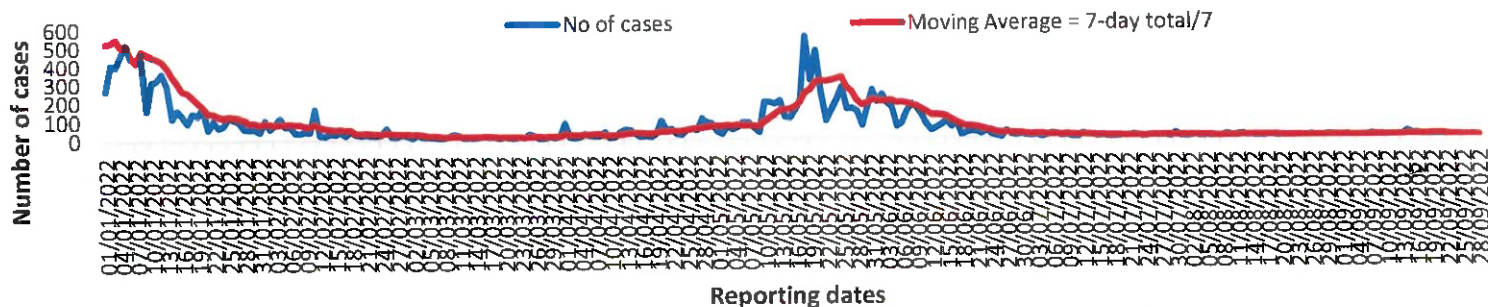
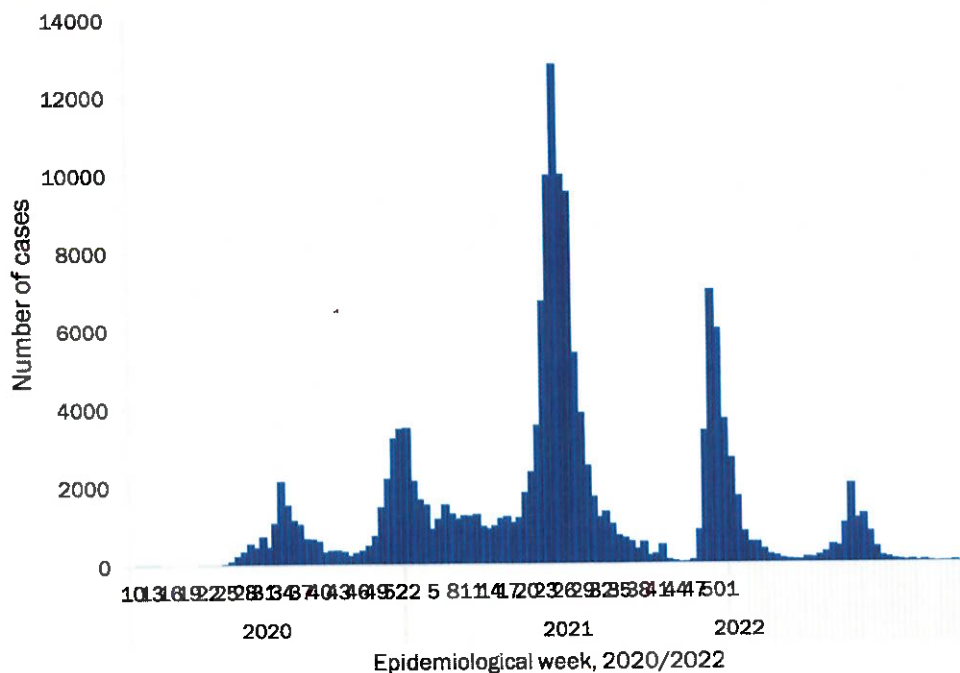


Figure 2: The 7 days moving average line chart for confirmed COVID-19 cases, 29 September 2022



- The highest peak of **12 787 (8%)** cases was recorded during week 25 of 2021 (Figure 3).
- The country has started seeing a gradual reduction in the average number of confirmed cases from 1424 to 29 from epi-week 26 to 40 of 2021.
- Another peak of **7005** cases was recorded in week 50 of 2021
- The number of cases have started decreasing in the last three weeks as seen on the graph.

- The National Call Center continues operations for 24 hours daily.
- Today (29/09/2022), **113** calls

Figure 3: Epi-curve for confirmed COVID-19 case, 29 September 2022

Table 4: Number of people in quarantine 29 September 2022

Region	Newly quarantined 24 hours	Cumulative number	Number discharged	Number in quarantine now
Erongo	0	8698	8698	0
Hardap	0	3269	3269	0
Kavango (East and West)	0	1852	1852	0
Khomas	0	3781	3781	0
Kharas	0	10000	10000	0
Kunene	0	7002	7002	0
Ohangwena	0	924	924	0
Omaheke	31	24244	24213	31
Omusati	0	4086	4086	0
Oshana	0	402	402	0
Oshikoto	1	29971	29968	3
Otjozondjupa	0	1932	1932	0
Zambezi	0	2252	2252	0
Total	32	98413	98379	34

- Since March 2020, **98 413** people have been placed into quarantine around the country.
- A total of **34** people are currently in quarantine, with **34** new admissions.

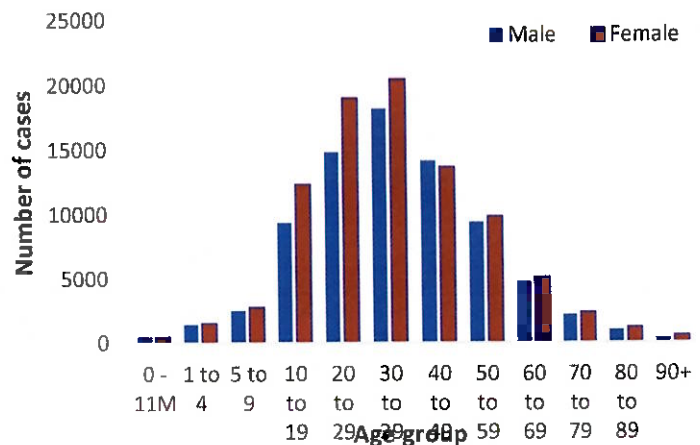
Table 3: COVID-19 specimen recorded at the Laboratories 29 September 2022

VARIABLES	TOTAL
Total samples received by the Laboratory	1 082 236
Total samples tested	1 062 434
Total samples re-tested	19 685
Total positive results	166 774
Total negative results	895 491
Total samples discarded	117
Invalid results	0
Total pending results	0
Indeterminant/Inconclusive	169
Suspected cases in 24 hours (excluding re-tests)	116

- Of the total confirmed cases, **99 983 (60%)** are in the 20-49 years age-brackets which constitutes the majority of the recorded cases.
- A total of **26 781 (16%)** of the confirmed cases are among the 5-19 years category.
- A total of **19 151 (11%)** of the confirmed cases are among the 50 - 59 years group.
- The under 5 years age group make up **3 726 (2%)** of the total cases whereas, **17 132 (10%)** are above 60 years of age.

➤ The laboratory testing capacity has been enhanced; with a total of twenty-three (23) laboratories carrying out the testing of samples: NIP, Path-Care, UNAM Molecular, Central Veterinary Laboratory, Namib Poultry, NAMDEB, NamPath, Namibia Central Pathology, DiagnoLab, High Care, Alpha Medical Laboratory, NCP, Maerua MC, Des-Jo Medical Test Centre, ProQuest Diagnostic Laboratory, MAXI, Medlink Laboratory Services, Biotech Medical, Covisure, Star Care, Soweto Medical Center, Hosea Kutako International Airport & Oshana Med Laboratory .

- To date, **1 082 293** tests (including **19 685** re-tests) have been conducted by authorized laboratories.
- Since the beginning of the outbreak, **178 675** contacts of confirmed cases have been identified, **0** contacts were identified within the last 24 hours from **5** regions.
- Cumulatively, **176 513** contacts have completed their monitoring period, while **303** contacts are lost to follow-up and a total of **29 318 (18%)** contacts of confirmed cases have tested positive.
- Today, **29 (100%)** out of **29** active contacts were



4Figure 1: Age and Sex distribution of COVID-19 confirmed cases, 29 September 2022

Table 2: The current distribution for hospitalization of confirmed cases by region, 29 September 2022

Region	Hospitalized confirmed cases		Vaccinated		Intensive Care Unit		Vaccinated	
	Current	Previous	1 st dose	2 nd dose	Current	Previous	1 st dose	2 nd dose
Erongo	1	1	0	0	0	0	0	0
Hardap	0	0	0	0	0	0	0	0
Kharas	0	0	0	0	0	0	0	0
Kavango East	0	0	0	0	0	0	0	0
Kavango West	0	0	0	0	0	0	0	0
Khomas	0	0	0	0	0	0	0	0
Kunene	0	0	0	0	0	0	0	0
Ohangwena	0	0	0	0	0	0	0	0
Omaheke	0	0	0	0	0	0	0	0
Omusati	0	0	0	0	0	0	0	0
Oshana	1	1	0	0	0	0	0	0
Oshikoto	0	0	0	0	0	0	0	0
Otjozondjupa	0	0	0	0	0	0	0	0
Zambezi	0	0	0	0	0	0	0	0
Total	2	2	0	0	0	0	0	0

Table 6: Summary of COVID-19 vaccine 3rd doses administered, 29 September 2022

Region	Cumulative no. of persons vaccinated			
	Sinopharm	AstraZeneca	Pfizer	Booster Doses J&J
Erongo	2 692	1 199	3 895	1 558
Hardap	4 346	971	1 636	2 802
Kharas	2 440	657	731	1 035
Kavango East	2 175	573	1 289	2 696
Kavango West	2 139	806	1 306	2 114
Khomas	4 713	2 097	7 595	2 733
Kunene	3 069	1 087	966	2 040
Ohangwena	1 679	478	177	425
Omaheke	3 767	1 650	1 195	954
Omusati	3 497	1 256	1 105	1 043
Oshana	3 121	785	994	1 271
Oshikoto	2 363	590	442	623
Otjozondjupa	2 989	1 360	1 463	1 674
Zambezi	1 100	182	201	1 355
Total	40 090	13 691	22 995	22 323

Table 5: Summary of COVID-19 vaccine doses administered, 29 September 2022

Region	Cumulative no. of persons vaccinated with doses of Sinopharm, AstraZeneca, Sputnik V, Pfizer and Jassen & Johnson		Targeted Population	Vaccination Coverage (%)	Cumulative no. of Healthcare Workers vaccinated with doses of Sinopharm, AstraZeneca, Sputnik V, Pfizer and Jassen & Johnson	
	1 st dose	Fully vaccinated			1 st doses	Fully vaccinated
Erongo	47 675	42 912	161 966	26%	1 466	1 120
Hardap	33 318	28 845	69 121	42%	553	462
Kharas	28 292	24 002	69 786	34%	850	528
Kavango East	51 500	39 765	105 223	38%	1 334	1 093
Kavango West	38 342	30 987	57 210	54%	450	406
Khomas	114 683	102 308	362 620	28%	4 143	3 135
Kunene	34 334	28 201	72 991	39%	695	544
Ohangwena	39 407	32 928	174 546	19%	949	775
Omaheke	25 878	23 421	53 002	44%	430	342
Omusati	35 746	30 940	179 370	17%	1 065	840
Oshana	32 056	29 179	143 395	20%	1 680	1 386
Oshikoto	32 337	28 451	144 912	20%	904	794
Otjozondjupa	41 891	37 604	112 119	34%	934	691
Zambezi	15 782	14 614	73 010	20%	735	694
Total	571 241	494 157	1 779 271	28%	16 188	12 810

➤ PUBLIC HEALTH ACTION (S)

- The COVID-19 vaccination programme is ongoing throughout the country.
- The public is encouraged to continue adhering to COVID-19 preventative measures as the situation is being observed.
- The government and development partners continue to prioritize the continuation of essential health services.


CHALLENGES

- Slow vaccine uptake among members of the public, and circulation of anti-vaccination information.
- Lack of transport to and from head office for sitrep signature.

RECOMMENDATIONS

- Encourage the public to get vaccinated and strengthen community health awareness to counteract anti-vaccination information in circulation.
- MoHSS must provide transport that will be available for sitrep team everyday or use digital signature.

APPROVED




INCIDENT MANAGER
29/09/ 2022



SECRETARIAT

For enquiries, please contact
Namibia Public Health Emergency Operations Centre;

 PHEOC@mhss.gov.na

 0800 100 100

 0851 100 100