



NAMIBIA COVID-19 SITUATION REPORT NO. 910

Outbreak Name	COVID-19 outbreak	Country affected	Namibia
Date & Time	15.09.2022 17h00	Investigation start Date	14 March 2020

HIGHLIGHTS/SITUATION UPDATE (15/09/2022)

CUMULATIVE

Tested 1 080 267

Confirmed 166 742

Active 47

Recovered 165 655

Vaccinated

1st doses 568 990 2nd doses 287 139
Booster doses 97 922

Deaths 4 079

TOTAL TODAY

Tested 189

Confirmed 9

Active 47

Recovered 5

Vaccinated

1st doses 172 2nd doses 94 Booster doses 141

Deaths 0

- A total of **166 742** cases have been recorded to-date, representing **7%** of the total population (**2 550 226**).
- More female cases **88 638 (53%)** have been recorded.
- Of the total confirmed cases, **5 721 (3%)** are Health Workers, with **0** new confirmed today.
 - 4 805 (84%) State; 904 (15.8%) Private, 12 (0.2%) Non-Governmental Organizations.
 - 5 721 (100%) recoveries and 25 (0.5%) deaths.
- The recovery rate now stands at **98%**.
- Khomas and Erongo regions reported the highest number of cases with **54 766 (33%)** and **23 875 (14%)** respectively.
- Of the total fatalities **3 720 (91%)** are COVID-19 deaths while **359 (9%)** are COVID-19 related deaths.
- The case fatality rate now stands at **2.4%**.

Table 1: Distribution of confirmed COVID-19 cases by region, 15 September 2022

	New cases	New re-infections	Cum re-infections	Cum confirmed excluding re-infections	Active cases	Recoveries	Cum Deaths	Cum deaths with co-morbidities	Non-COVID deaths	Health Workers
Erongo	0	0	451	23 875	0	23 890	431	355	5	529
Hardap	0	0	120	8 808	0	8 663	265	168	0	193
Kharas	0	0	319	10 726	1	10 881	163	138	0	324
Kavango East	0	0	77	6 707	0	6 552	230	132	2	315
Kavango West	0	0	4	865	0	846	23	21	0	50
Khomas	0	0	1 373	54 766	7	55 220	911	706	1	1 941
Kunene	0	0	73	5 293	0	5 204	162	110	0	166
Ohangwena	0	0	58	6 284	4	6 117	219	127	2	235
Omaheke	0	0	71	5 388	0	5 167	291	205	1	152
Omusati	9	0	64	8 037	28	7 728	345	211	0	295
Oshana	0	0	110	10 908	2	10 611	404	244	1	613
Oshikoto	0	0	79	8 221	4	8 082	212	160	2	388
Otjozondjupa	0	0	225	13 210	1	13 145	288	196	1	389
Zambezi	0	0	30	3 654	0	3 549	135	77	0	131
Total	9	0	3 054	166 742	47	16 5655	4 079	2 850	15	5 721

EPIDEMIOLOGICAL SITUATION IN NAMIBA

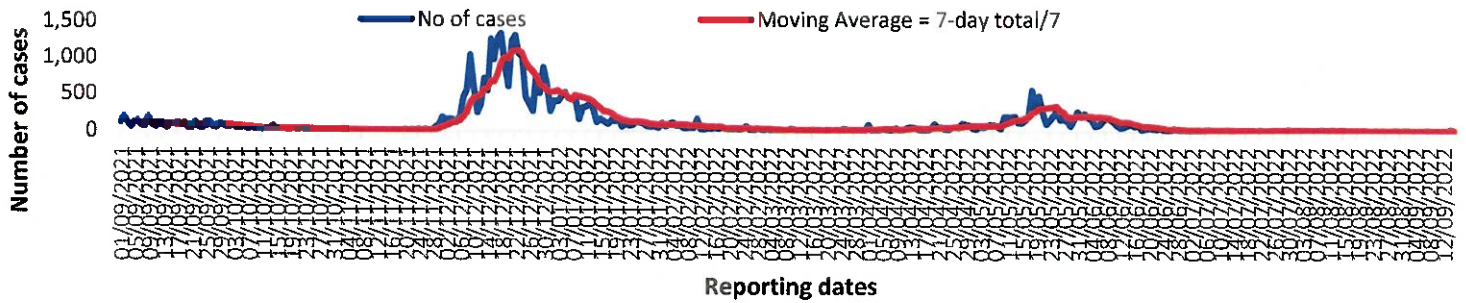
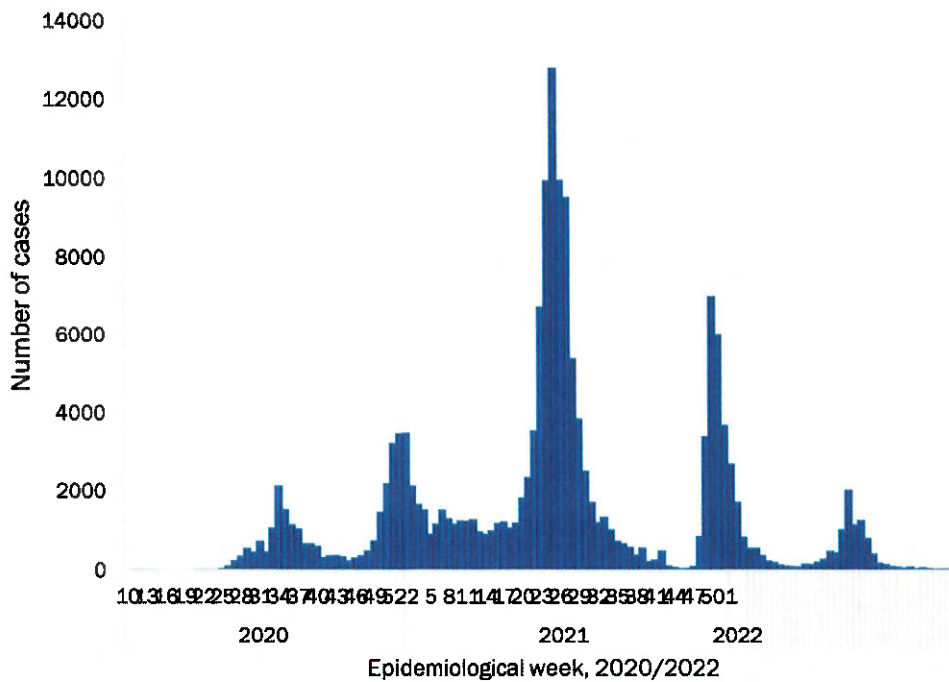


Figure 2: The 7 days moving average line chart for confirmed COVID-19 cases, 15 September 2022



- The highest peak of **12 787 (8%)** cases was recorded during week 25 of 2021 (Figure 3).
- The country has started seeing a gradual reduction in the average number of confirmed cases from 1424 to 29 from epi-week 26 to 40 of 2021.
- Another peak of **7005** cases was recorded in week 50 of 2021
- The number of cases have started decreasing in the last three weeks as seen on the graph.

- The National Call Center continues operations for 24 hours daily.
- Today (15/09/2022), **122** calls were answered.

Figure 3: Epi-curve for confirmed COVID-19 case, 15 September 2022

Table 4: Number of people in quarantine 15 September 2022

Region	Newly quarantined 24 hours	Cumulative number	Number discharged	Number in quarantine now
Erongo	0	8 698	8 698	0
Hardap	0	3 269	3 269	0
Kavango (East and West)	0	1 852	1 852	0
Khomas	0	3 781	3 781	0
Kharas	0	10 000	10 000	0
Kunene	0	7 001	7 001	0
Ohangwena	0	924	924	0
Omaheke	1	24 211	24 210	1
Omusati	0	4 085	4 085	0
Oshana	0	402	402	0
Oshikoto	1	29 912	29 908	4
Otjozondjupa	0	1 932	1 932	0
Zambezi	0	2 252	2 252	0
Total	2	98 319	98 314	5

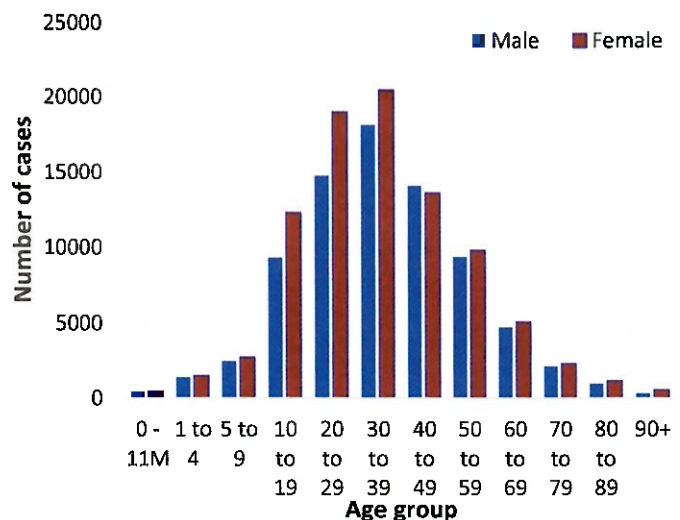
- Since March 2020, **98 319** people have been placed into quarantine around the country.
- A total of **5** people are currently in quarantine, with **2** new admissions.

**Table 3: COVID-19 specimen recorded at the Laboratories
15 September 2022**

VARIABLES	TOTAL
Total samples received by the Laboratory	1 080 211
Total samples tested	1 060 418
Total samples re-tested	19 676
Total positive results	166 742
Total negative results	893 507
Total samples discarded	117
invalid results	0
Total pending results	0
Indeterminant/Inconclusive	169
Suspected cases in 24 hours (excluding re-tests)	189

- The laboratory testing capacity has been enhanced; with a total of twenty-three (23) laboratories carrying out the testing of samples: NIP, Path-Care, UNAM Molecular, Central Veterinary Laboratory, Namib Poultry, NAMDEB, NamPath, Namibia Central Pathology, DiagnoLab, High Care, Alpha Medical Laboratory, NCP, Maerua MC, Des-Jo Medical Test Centre, ProQuest Diagnostic Laboratory, MAXI, Medlink Laboratory Services, Biotech Medical, Covisure, Star Care, Soweto Medical Center, Hosea Kutako International Airport & Oshana Med Laboratory .
- To date, 1 080 211 tests (including 19 676 re-tests) have been conducted by authorized laboratories.
- Since the beginning of the outbreak, 178 632 contacts of confirmed cases have been identified, 20 contacts were identified within the last 24 hours from 7 regions.
- Cumulatively, 176 456 contacts have completed their monitoring period, while 308 contacts are lost to follow-up and a total of 29 308 (18%) contacts of confirmed cases have tested positive.
- Today, 33 (80%) out of 41 active contacts were monitored.

- Of the total confirmed cases, 99 977 (60%) are in the 20-49 years age-brackets which constitutes the majority of the recorded cases.
- A total of 26 768 (16%) of the confirmed cases are among the 5-19 years category.
- A total of 19 145 (11%) of the confirmed cases are among the 50 - 59 years group.
- The under 5 years age group make up 3 725 (2%) of the total cases whereas, 17 127 (10%) are above 60 years of age.



4Figure 1: Age and Sex distribution of COVID-19 confirmed cases, 15 September 2022

Table 2: The current distribution for hospitalization of confirmed cases by region, 15 September 2022

Region	Hospitalized confirmed cases		Vaccinated		Intensive Care Unit		Vaccinated	
	Current	Previous	1 st dose	2 nd dose	Current	Previous	1 st dose	2 nd dose
Erongo	2	2	0	0	0	0	0	0
Hardap	0	0	0	0	0	0	0	0
Kharas	0	0	0	0	0	0	0	0
Kavango East	0	0	0	0	0	0	0	0
Kavango West	0	0	0	0	0	0	0	0
Khomas	1	1	0	0	0	0	0	0
Kunene	0	0	0	0	0	0	0	0
Ohangwena	5	5	0	0	0	0	0	0
Omaheke	0	0	0	0	0	0	0	0
Omusati	0	0	0	0	0	0	0	0
Oshana	0	1	0	0	0	0	0	0
Oshikoto	0	0	0	0	0	0	0	0
Otjozondjupa	0	0	0	0	0	0	0	0
Zambezi	0	0	0	0	0	0	0	0
Total	8	9	0	0	0	0	0	0

Table 6: Summary of COVID-19 vaccine 3rd doses administered, 15 September 2022

Region	Cumulative no. of persons vaccinated			
	Sinopharm	AstraZeneca	Pfizer	Booster Doses J&J
Erongo	2 679	1 199	3 866	1 524
Hardap	4 280	971	1 606	2 687
Kharas	2 415	657	715	999
Kavango East	2 158	573	1 282	2 675
Kavango West	2 092	806	1 205	2 049
Khomas	4 695	2 097	7 566	2 697
Kunene	3 036	1 087	962	1 999
Ohangwena	1 679	478	177	425
Omaheke	3 760	1 650	1 192	904
Omusati	3 441	1 256	1 086	986
Oshana	3 071	785	981	1 225
Oshikoto	2 350	590	441	614
Otjozondjupa	2 976	1 360	1 459	1 668
Zambezi	1 090	182	201	1 318
Total	39 722	13 691	22 739	21 770

Table 5: Summary of COVID-19 vaccine doses administered, 15 September 2022

Region	Cumulative no. of persons vaccinated with doses of Sinopharm, AstraZeneca, Sputnik V, Pfizer and Jassen & Johnson		Targeted Population	Vaccination Coverage (%)	Cumulative no. of Healthcare Workers vaccinated with doses of Sinopharm, AstraZeneca, Sputnik V, Pfizer and Jassen & Johnson	
	1 st dose	Fully vaccinated			1 st doses	Fully vaccinated
Erongo	47 569	42 796	161 966	26%	1 466	1 120
Hardap	33 147	28 639	69 121	41%	553	462
Kharas	28 215	23 884	69 786	34%	849	527
Kavango East	51 373	39 625	105 223	38%	1 332	1 091
Kavango West	37 615	30 437	57 210	53%	450	406
Khomas	114 499	102 115	362 620	28%	4 141	3 133
Kunene	34 244	28 103	72 991	38%	695	544
Ohangwena	39 407	32 928	174 546	19%	949	775
Omaheke	25 821	23 362	53 002	44%	430	342
Omusati	35 526	30 645	179 370	17%	1 064	839
Oshana	31 887	29 020	143 395	20%	1 679	1 385
Oshikoto	32 222	28 302	144 912	19%	904	794
Otjozondjupa	41 800	37 509	112 119	33%	934	691
Zambezi	15 665	14 489	73 010	20%	734	693
Total	568 990	491 854	1 779 271	28%	16 180	12 802

➤ PUBLIC HEALTH ACTION (S)

- The COVID-19 vaccination programme is ongoing throughout the country.
- The public is encouraged to continue adhering to COVID-19 preventative measures as the situation is being observed.
- The government and development partners continue to prioritize the continuation of essential health services.


CHALLENGES

- Slow vaccine uptake among members of the public, and circulation of anti-vaccination information.
- Lack of transport to and from head office for sitrep signature.


RECOMMENDATIONS

- Encourage the public to get vaccinated and strengthen community health awareness to counteract anti-vaccination information in circulation.
- MoHSS must provide transport that will be available for sitrep team everyday or use digital signature.

APPROVED




INCIDENT MANAGER
15/09/ 2022



SECRETARIAT

For enquiries, please contact
Namibia Public Health Emergency Operations Centre;

 PHEOC@mhss.gov.na

 0800 100 100

 0851 100 100