



NAMIBIA COVID-19 SITUATION REPORT NO. 909

Outbreak Name	COVID-19 outbreak	Country affected	Namibia
Date & Time	14.09 .2022 17h00	Investigation start Date	14 March 2020

HIGHLIGHTS/SITUATION UPDATE (14/09/2022)

CUMULATIVE

Tested 1 080 078

Confirmed 166 733

Active 43

Recovered 165 650

Vaccinated

1<sup>st</sup> doses 568 818 2<sup>nd</sup> doses 287 045  
Booster doses 97 781

Deaths 4 079

TOTAL TODAY

Tested 306

Confirmed 22

Active 43

Recovered 28

Vaccinated

1<sup>st</sup> doses 211 2<sup>nd</sup> doses 136 Booster doses 158

Deaths 0

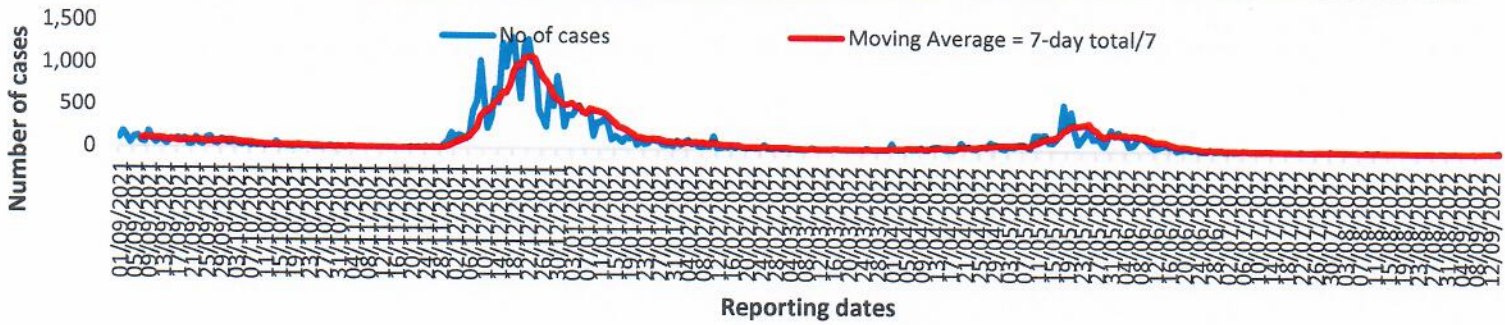
- A total of **166 733** cases have been recorded to-date, representing **7%** of the total population (**2 550 226**).
- More female cases **88 638 (53%)** have been recorded.
- Of the total confirmed cases, **5 721 (3%)** are Health Workers, with **0** new confirmed today.
  - 4 805 (84%) State; 904 (15.8%) Private, 12 (0.2%) Non-Governmental Organizations.
  - 5 721 (100%) recoveries and 25 (0.5%) deaths.
- The recovery rate now stands at **98%**.
- Khomas and Erongo regions reported the highest number of cases with **54 765 (33%)** and **23 875 (14%)** respectively.
- Of the total fatalities **3 720 (91%)** are COVID-19 deaths while **359 (9%)** are COVID-19 related deaths.
- The case fatality rate now stands at **2.4%**.

**Table 1: Distribution of confirmed COVID-19 cases by region, 14 September 2022**

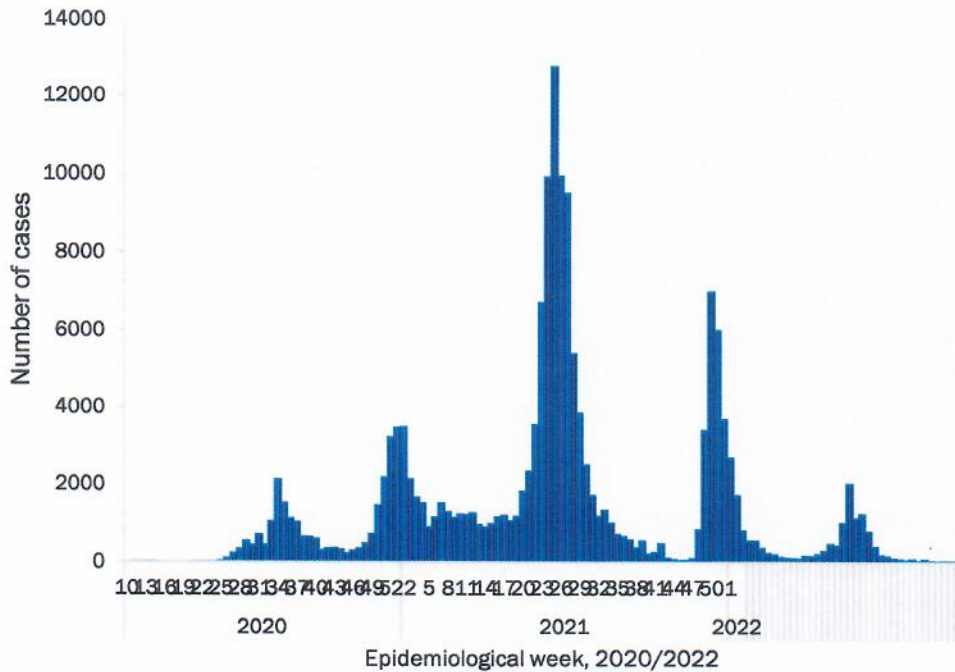
	New cases	New re-infections	Cum re-infections	Cum confirmed excluding re-infections	Active cases	Recoveries	Cum Deaths	Cum deaths with co-morbidities	Non-COVID deaths	Health Workers
Erongo	0	0	451	23 875	0	23 890	431	355	5	529
Hardap	0	0	120	8 808	0	8 663	265	168	0	193
! Kharas	0	0	319	10 726	1	10 881	163	138	0	324
Kavango East	0	0	77	6 707	3	6 549	230	132	2	315
Kavango West	0	0	4	865	0	846	23	21	0	50
Khomas	1	0	1 373	54 766	7	55 220	911	706	1	1 941
Kunene	0	0	73	5 293	1	5 203	162	110	0	166
Ohangwena	1	0	58	6 284	5	6 116	219	127	2	235
Omaheke	0	0	71	5 388	0	5 167	291	205	1	152
Omusati	18	0	64	8 028	19	7 728	345	211	0	295
Oshana	0	0	110	10 908	2	10 611	404	244	1	613
Oshikoto	2	0	79	8 221	4	8 082	212	160	2	388
Otjozondjupa	0	0	225	13 210	1	13 145	288	196	1	389
Zambezi	0	0	30	3 654	0	3 549	135	77	0	131
<b>Total</b>	<b>22</b>	<b>0</b>	<b>3 054</b>	<b>166 733</b>	<b>43</b>	<b>165 650</b>	<b>4 079</b>	<b>2 850</b>	<b>15</b>	<b>5 721</b>



## EPIDEMIOLOGICAL SITUATION IN NAMIBIA



**Figure 2: The 7 days moving average line chart for confirmed COVID-19 cases, 14 September 2022**



- The highest peak of **12 787 (8%)** cases was recorded during week 25 of 2021 (Figure 3).
- The country has started seeing a gradual reduction in the average number of confirmed cases from 1424 to 29 from epi-week 26 to 40 of 2021.
- Another peak of **7005** cases was recorded in week 50 of 2021
- The number of cases have started decreasing in the last three weeks as seen on the graph.

- The National Call Center continues operations for 24 hours daily.
- Today (14/09/2022), **118** calls were answered.

**Figure 3: Epi-curve for confirmed COVID-19 case, 14 September 2022**

**Table 4: Number of people in quarantine 14 September 2022**

Region	Newly quarantined 24 hours	Cumulative number	Number discharged	Number in quarantine now
Erongo	0	8 698	8 698	0
Hardap	0	3 269	3 269	0
Kavango (East and West)	0	1 852	1 852	0
Khomas	0	3 781	3 781	0
Kharas	0	10 000	10 000	0
Kunene	0	7 001	7 000	1
Ohangwena	0	924	924	0
Omaheke	0	24 210	24 201	9
Omusati	0	4 085	4 079	6
Oshana	0	402	402	0
Oshikoto	1	29 911	29 904	7
Otjozondjupa	0	1 932	1 932	0
Zambezi	0	2 252	2 252	0
<b>Total</b>	<b>1</b>	<b>98 317</b>	<b>98 294</b>	<b>23</b>

- Since March 2020, **98 317** people have been placed into quarantine around the country.
- A total of **23** people are currently in quarantine, with **1** new admissions.

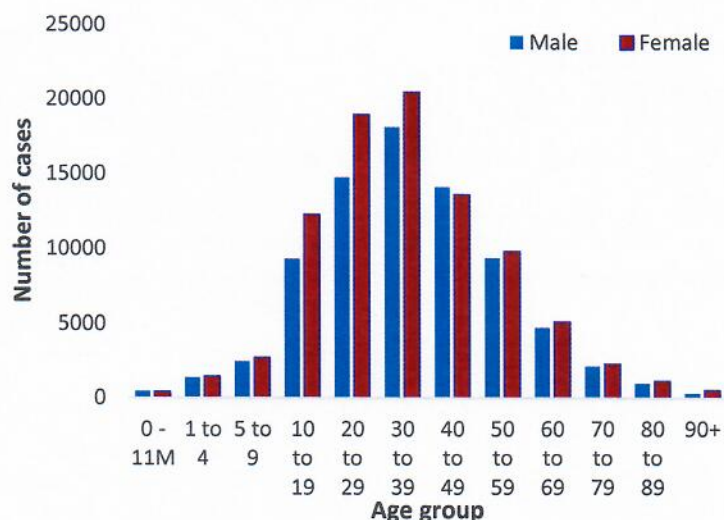


**Table 3: COVID-19 specimen recorded at the Laboratories 14 September 2022**

VARIABLES	TOTAL
Total samples received by the Laboratory	1 080 022
Total samples tested	1 060 229
Total samples re-tested	19 676
Total positive results	166 733
Total negative results	893 327
Total samples discarded	117
Invalid results	0
Total pending results	0
Indeterminant/Inconclusive	169
Suspected cases in 24 hours (excluding re-tests)	305

- The laboratory testing capacity has been enhanced; with a total of twenty-three (23) laboratories carrying out the testing of samples: NIP, Path-Care, UNAM Molecular, Central Veterinary Laboratory, Namib Poultry, NAMDEB, NamPath, Namibia Central Pathology, DiagnoLab, High Care, Alpha Medical Laboratory, NCP, Maerua MC, Des-Jo Medical Test Centre, ProQuest Diagnostic Laboratory, MAXI, Medlink Laboratory Services, Biotech Medical, Covisure, Star Care, Soweto Medical Center, Hosea Kutako International Airport & Oshana Med Laboratory .
- To date, **1 080 078** tests (including **19 676** re-tests) have been conducted by authorized laboratories.
- Since the beginning of the outbreak, **178 612** contacts of confirmed cases have been identified, **4** contacts were identified within the last 24 hours from **6** regions.
- Cumulatively, **176 456** contacts have completed their monitoring period, while **308** contacts are lost to follow-up and a total of **29 308 (18%)** contacts of confirmed cases have tested positive.
- Today, **13 (62%)** out of **21** active contacts were monitored.

- Of the total confirmed cases, **99 976 (60%)** are in the 20-49 years age-brackets which constitutes the majority of the recorded cases.
- A total of **26 760 (16%)** of the confirmed cases are among the 5-19 years category.
- A total of **19 145 (11%)** of the confirmed cases are among the 50 - 59 years group.
- The under 5 years age group make up **3 725 (2%)** of the total cases whereas, **17 127 (10%)** are above 60 years of age.



**4Figure 1: Age and Sex distribution of COVID-19 confirmed cases, 14 September 2022**

**Table 2: The current distribution for hospitalization of confirmed cases by region, 14 September 2022**

Region	Hospitalized confirmed cases		Vaccinated		Intensive Care Unit		Vaccinated	
	Current	Previous	1 <sup>st</sup> dose	2 <sup>nd</sup> dose	Current	Previous	1 <sup>st</sup> dose	2 <sup>nd</sup> dose
Erongo	2	1	0	0	0	0	0	0
Hardap	0	0	0	0	0	0	0	0
Kharas	0	0	0	0	0	0	0	0
Kavango East	0	0	0	0	0	0	0	0
Kavango West	0	0	0	0	0	0	0	0
Khomas	1	1	0	0	0	0	0	0
Kunene	0	0	0	0	0	0	0	0
Ohangwena	5	5	0	0	0	0	0	0
Omaheke	0	0	0	0	0	0	0	0
Omusati	0	0	0	0	0	0	0	0
Oshana	1	1	0	1	0	0	0	0
Oshikoto	0	0	0	0	0	0	0	0
Otjozondjupa	0	0	0	0	0	0	0	0
Zambezi	0	0	0	0	0	0	0	0
<b>Total</b>	<b>9</b>	<b>8</b>	<b>0</b>	<b>1</b>	<b>0</b>	<b>0</b>	<b>0</b>	<b>0</b>



**Table 6: Summary of COVID-19 vaccine 3<sup>rd</sup> doses administered, 14 September 2022**

Region	Cumulative no. of persons vaccinated			
	Sinopharm	AstraZeneca	Pfizer	Booster Doses J&J
Erongo	2 676	1 199	3 855	1 519
Hardap	4 274	971	1 606	2673
Kharas	2 415	657	715	999
Kavango East	2 156	573	1 282	2 666
Kavango West	2 092	806	1 205	2 049
Khomas	4 694	2 097	7 566	2 691
Kunene	3 032	1 087	962	1 977
Ohangwena	1 679	478	177	425
Omaheke	3 759	1 650	1 191	903
Omusati	3 424	1 256	1 079	973
Oshana	3 071	785	981	1 225
Oshikoto	2 350	590	441	614
Otjozondjupa	2 971	1 360	1 458	1 656
Zambezi	1 090	182	201	1 318
<b>Total</b>	<b>39 683</b>	<b>13 691</b>	<b>22 719</b>	<b>21 688</b>

**Table 5: Summary of COVID-19 vaccine doses administered, 14 September 2022**

Region	Cumulative no. of persons vaccinated with doses of Sinopharm, AstraZeneca, Sputnik V, Pfizer and Jassen & Johnson		Targeted Population	Vaccination Coverage (%)	Cumulative no. of Healthcare Workers vaccinated with doses of Sinopharm, AstraZeneca, Sputnik V, Pfizer and Jassen & Johnson	
	1 <sup>st</sup> dose	Fully vaccinated			1 <sup>st</sup> doses	Fully vaccinated
Erongo	47 551	42 771	161 966	26%	1 466	1 120
Hardap	33 134	28 619	69 121	41%	553	462
Kharas	28 215	23 884	69 786	34%	849	527
Kavango East	51 358	39 603	105 223	38%	1 332	1 091
Kavango West	37 615	30 437	57 210	53%	450	406
Khomas	114 485	102 103	362 620	28%	4 141	3 133
Kunene	34 203	28 058	72 991	38%	695	544
Ohangwena	39 407	32 928	174 546	19%	949	775
Omaheke	25 818	23 359	53 002	44%	430	342
Omusati	35 489	30 607	179 370	17%	1 064	839
Oshana	31 887	29 020	143 395	20%	1 679	1 385
Oshikoto	32 222	28 302	144 912	19%	904	794
Otjozondjupa	41 769	37 474	112 119	33%	934	690
Zambezi	15 665	14 489	73 010	20%	734	693
<b>Total</b>	<b>568 818</b>	<b>491 654</b>	<b>1 779 271</b>	<b>28%</b>	<b>16 180</b>	<b>12 801</b>

**PUBLIC HEALTH ACTION (S)**

- The COVID-19 vaccination programme is ongoing throughout the country.
- The public is encouraged to continue adhering to COVID-19 preventative measures as the situation is being observed.
- The government and development partners continue to prioritize the continuation of essential health services.

**CHALLENGES**

- Slow vaccine uptake among members of the public, and circulation of anti-vaccination information.
- Lack of transport to and from head office for sitrep signature.

**RECOMMENDATIONS**

- Encourage the public to get vaccinated and strengthen community health awareness to counteract anti-vaccination information in circulation.
- MoHSS must provide transport that will be available for sitrep team everyday or use digital signature.

APPROVED




INCIDENT MANAGER  
14/09/2022





SECRETARIAT

For enquiries, please contact

**Namibia Public Health Emergency Operations Centre;**

 [PHEOC@mhss.gov.na](mailto:PHEOC@mhss.gov.na)

 0800 100 100

 0851 100 100