



NAMIBIA COVID-19 SITUATION REPORT NO. 893

Outbreak Name	COVID-19 outbreak	Country affected	Namibia
Date & Time	29.08.2022 17h00	Investigation start Date	14 March 2020

HIGHLIGHTS/SITUATION UPDATE (29/08/2022)

CUMULATIVE

Tested 1 076 248

Confirmed 166 662

Active 48

Recovered 165 571

Vaccinated

1st doses 566 159 2nd doses 285 755
Booster doses 96 208

Deaths 4 077

TOTAL TODAY

Tested 150

Confirmed 6

Active 48

Recovered 3

Vaccinated

1st doses 285 2nd doses 94 Booster doses 266

Deaths 0

- A total of **166 662** cases have been recorded to-date, representing **7%** of the total population (**2 550 226**).
- More female cases **88 601 (53%)** have been recorded.
- Of the total confirmed cases, **5 721 (3%)** are Health Workers, with **0** new confirmed today.
 - 4 805 (84%) State; 904 (15.8%) Private, 12 (0.2%) Non-Governmental Organizations.
 - 5 717 (100%) recoveries and 25 (0.5%) deaths.
- The recovery rate now stands at **98%**.
- Khomas and Erongo regions reported the highest number of cases with **54 751 (33%)** and **23 868 (14%)** respectively.
- Of the total fatalities **3 720 (91%)** are COVID-19 deaths while **356 (9%)** are COVID-19 related deaths.
- The case fatality rate now stands at **2.4%**.

Table 1: Distribution of confirmed COVID-19 cases by region, 29 August 2022

	New cases	New re-infections	Cum re-infections	Cum confirmed excluding re-infections	Active cases	Recoveries	Cum Deaths	Cum deaths with co-morbidities	Non-COVID deaths	Health Workers
Erongo	0	0	451	23 868	7	23 876	431	355	5	529
Hardap	0	0	119	8 803	0	8 657	265	168	0	193
Karas	0	0	318	10 726	0	10 881	163	138	0	324
Kavango East	0	0	77	6 707	3	6 549	230	132	2	315
Kavango West	0	0	4	865	0	846	23	21	0	50
Khomas	5	0	1 370	54 751	17	55 192	911	706	1	1 941
Kunene	1	0	73	5 293	1	5 203	162	110	0	166
Ohangwena	0	0	58	6 268	7	6 100	217	127	2	235
Omaheke	0	0	71	5 387	0	5 166	291	205	1	152
Omusati	0	0	64	8 007	5	7 721	345	211	0	295
Oshana	0	0	110	10 907	3	10 609	404	244	1	613
Oshikoto	0	0	79	8 218	1	8 082	212	160	2	388
Otjozondjupa	0	0	225	13 208	2	13 142	288	196	1	389
Zambezi	0	0	30	3 654	2	3 547	135	77	0	131
Total	6	0	3 049	166 662	48	165 571	4 077	2 850	15	5 721

EPIDEMIOLOGICAL SITUATION IN NAMIBA

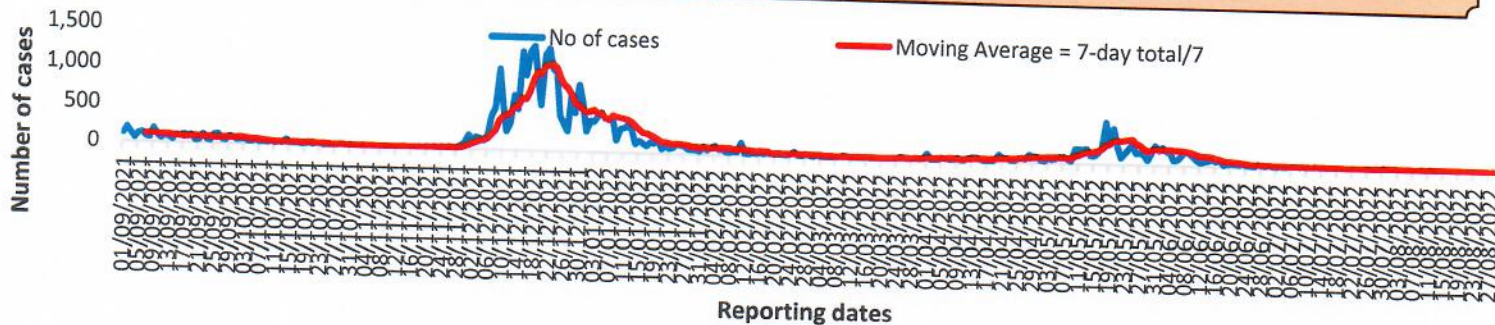
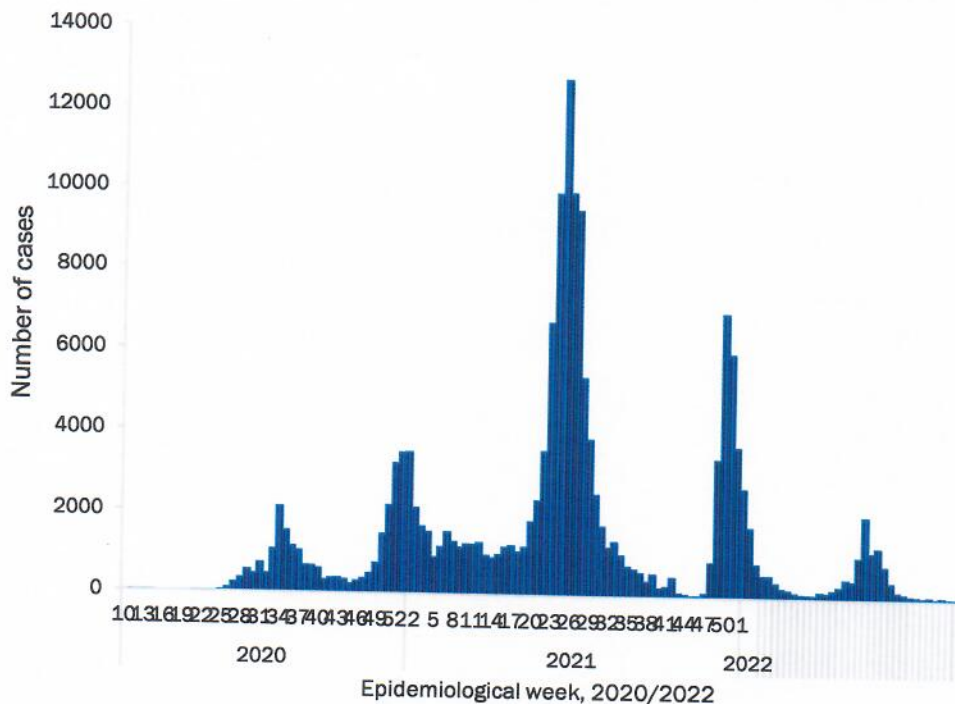


Figure 2: The 7 days moving average line chart for confirmed COVID-19 cases, 29 August 2022



- The highest peak of **12 787 (8%)** cases was recorded during week 25 of 2021 (Figure 3).
- The country has started seeing a gradual reduction in the average number of confirmed cases from 1424 to 29 from epi-week 26 to 40 of 2021.
- Another peak of **7005** cases was recorded in week 50 of 2021
- The number of cases have started decreasing in the last three weeks as seen on the graph.

- The National Call Center continues operations for 24 hours daily.
- Today (29/08/2022), **202** calls were answered.

Figure 3: Epi-curve for confirmed COVID-19 case, 29 August 2022

Table 4: Number of people in quarantine 29 August 2022

Region	Newly quarantined 24 hours	Cumulative number	Number discharged	Number in quarantine now
Erongo	0	8 698	8 690	8
Hardap	0	3 269	3 269	0
Kavango (East and West)	0	1 852	1 852	0
Khomas	0	3 781	3 781	0
Kharas	0	10 000	10 000	0
Kunene	0	6 980	6 975	5
Ohangwena	0	924	924	0
Omaheke	0	24 183	24 183	0
Omusati	0	4 072	4 072	0
Oshana	0	402	402	0
Oshikoto	0	29 850	29 849	1
Otjozondjupa	0	1 932	1 932	0
Zambezi	0	2 252	2 252	0
Total	0	98 195	98 181	14

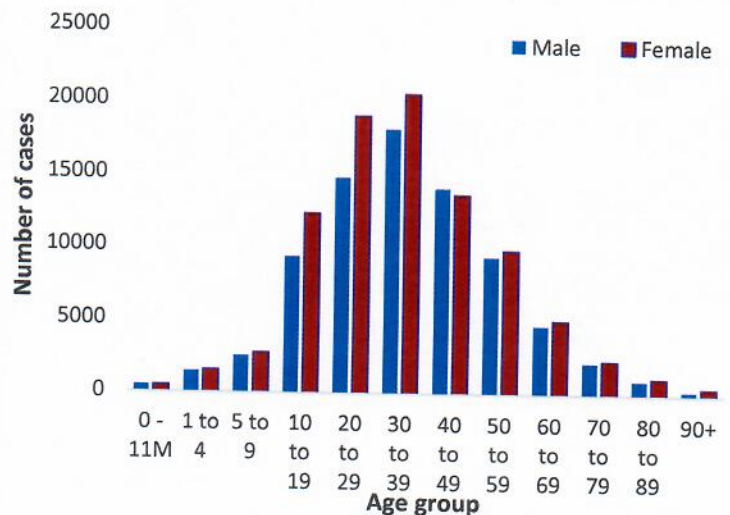
- Since March 2020, **98 195** people have been placed into quarantine around the country.
- A total of **14** people are currently in quarantine, with **0** new admissions.

Table 3: COVID-19 specimen recorded at the Laboratories 29 August 2022

VARIABLES	TOTAL
Total samples received by the Laboratory	1 076 192
Total samples tested	1 056 421
Total samples re-tested	19 654
Total positive results	166 662
Total negative results	889 592
Total samples discarded	117
Invalid results	0
Total pending results	0
Indeterminant/Inconclusive	167
Suspected cases in 24 hours (excluding re-tests)	150

- The laboratory testing capacity has been enhanced; with a total of twenty-three (23) laboratories carrying out the testing of samples: NIP, Path-Care, UNAM Molecular, Central Veterinary Laboratory, Namib Poultry, NAMDEB, NamPath, Namibia Central Pathology, DiagnoLab, High Care, Alpha Medical Laboratory, NCP, Maerua MC, Des-Jo Medical Test Centre, ProQuest Diagnostic Laboratory, MAXI, Medlink Laboratory Services, Biotech Medical, Covisure, Star Care, Soweto Medical Center, Hosea Kutako International Airport & Oshana Med Laboratory .
- To date, **1 076 248** tests (including **19 654** re-tests) have been conducted by authorized laboratories.
- Since the beginning of the outbreak, **178 390** contacts of confirmed cases have been identified, **17** contacts were identified within the last 24 hours from **9** regions.
- Cumulatively, **176 204** contacts have completed their monitoring period, while **300** contacts are lost to follow-up and a total of **29 278 (18%)** contacts of confirmed cases have tested positive.
- Today, **25 (100%)** out of **25** active contacts were monitored.

- Of the total confirmed cases, **99 946 (60%)** are in the 20-49 years age-brackets which constitutes the majority of the recorded cases.
- A total of **26 734 (16%)** of the confirmed cases are among the 5-19 years category.
- A total of **19 140 (11%)** of the confirmed cases are among the 50 - 59 years group.
- The under 5 years age group make up **3 722 (2%)** of the total cases whereas, **17 120 (10%)** are above 60 years of age.



4Figure 1: Age and Sex distribution of COVID-19 confirmed cases, 29 August 2022

Table 2: The current distribution for hospitalization of confirmed cases by region, 29 August 2022

Region	Hospitalized confirmed cases		Vaccinated		Intensive Care Unit		Vaccinated	
	Current	Previous	1 st dose	2 nd dose	Current	Previous	1 st dose	2 nd dose
Erongo	0	0	0	0	0	0	0	0
Hardap	0	0	0	0	0	0	0	0
ǀKharas	0	0	0	0	0	0	0	0
Kavango East	0	0	0	0	0	0	0	0
Kavango West	0	0	0	0	0	0	0	0
Khomas	1	1	0	0	0	0	0	0
Kunene	0	0	0	0	0	0	0	0
Ohangwena	0	0	0	0	0	0	0	0
Omaheke	0	0	0	0	0	0	0	0
Omusati	1	1	0	0	0	0	0	0
Oshana	2	2	0	1	0	0	0	0
Oshikoto	0	0	0	0	0	0	0	0
Otjozondjupa	1	1	0	0	0	0	0	0
Zambezi	1	1	0	0	0	0	0	0
Total	6	6	0	1	0	0	0	0

Table 6: Summary of COVID-19 vaccine 3rd doses administered, 29 August 2022

Region	Cumulative no. of persons vaccinated			
	Sinopharm	AstraZeneca	Pfizer	Booster Doses J&J
Erongo	2 652	1 197	3 816	1 465
Hardap	4 230	967	1 586	2 594
Kharas	2 390	652	710	989
Kavango East	2 115	573	1 238	2 597
Kavango West	2 092	806	1 205	2 049
Khomas	4 665	2 090	7 528	2 653
Kunene	2 974	1 081	940	1 913
Ohangwena	1 639	471	176	410
Omaheke	3 729	1 647	1 177	798
Omusati	3 305	1 244	1 048	917
Oshana	2 978	778	956	1 152
Oshikoto	2 317	590	436	601
Otjozondjupa	2 954	1 356	1 446	1 645
Zambezi	1 065	178	192	1 236
Total	39 105	13 630	22 454	21 019

Table 5: Summary of COVID-19 vaccine doses administered, 29 August 2022

Region	Cumulative no. of persons vaccinated with doses of Sinopharm, AstraZeneca, Sputnik V, Pfizer and Jassen & Johnson		Targeted Population	Vaccination Coverage (%)	Cumulative no. of Healthcare Workers vaccinated with doses of Sinopharm, AstraZeneca, Sputnik V, Pfizer and Jassen & Johnson	
	1 st dose	Fully vaccinated			1 st doses	Fully vaccinated
Erongo	47 436	42 638	161 966	26%	1 466	1 120
Hardap	32 995	28 446	69 121	41%	553	459
Kharas	28 193	23 811	69 786	34%	849	527
Kavango East	51 101	39 313	105 223	37%	1 324	1 084
Kavango West	37 615	30 437	57 210	53%	450	406
Khomas	114 192	101 778	362 620	28%	4 139	3 131
Kunene	33 882	27 907	72 991	38%	695	544
Ohangwena	39 059	32 648	174 546	19%	946	772
Omaheke	25 734	23 264	53 002	44%	430	342
Omusati	35 200	30 281	179 370	17%	1 062	837
Oshana	31 734	28 827	143 395	20%	1 672	1 378
Oshikoto	32 000	27 927	144 912	19%	904	794
Otjozondjupa	41 651	37 333	112 119	33%	934	690
Zambezi	15 367	14 162	73 010	19%	734	693
Total	566 159	488 772	1 779 271	27%	16 158	12 777

PUBLIC HEALTH ACTION (S)

- The COVID-19 vaccination programme is ongoing throughout the country.
- The public is encouraged to continue adhering to COVID-19 preventative measures as the situation is being observed.
- The government and development partners continue to prioritize the continuation of essential health services.

CHALLENGES

- Slow vaccine uptake among members of the public, and circulation of anti-vaccination information.
- Lack of transport to and from head office for sitrep signature.

RECOMMENDATIONS

- Encourage the public to get vaccinated and strengthen community health awareness to counteract anti-vaccination information in circulation.
- MoHSS must provide transport that will be available for sitrep team everyday or use digital signature.




APPROVED



INCIDENT MANAGER
29 AUGUST 2022



SECRETARIAT

For enquiries, please contact
Namibia Public Health Emergency Operations Centre;
 PHEOC@mhss.gov.na
 0800 100 100
 0851 100 100