



## NAMIBIA COVID-19 SITUATION REPORT NO. 888

Outbreak Name	COVID-19 outbreak	Country affected	Namibia
Date & Time	24.08.2022 17h00	Investigation start Date	14 March 2020

### HIGHLIGHTS/SITUATION UPDATE (24/08/2022)

#### CUMULATIVE

Tested 1 075 494

Confirmed 166 645

Active 43

Recovered 165 558

Vaccinated

1<sup>st</sup> doses 565 412 2<sup>nd</sup> doses 285 562  
Booster doses 95 707

Deaths 4 077

#### TOTAL TODAY

Tested 292

Confirmed 5

Active 43

Recovered 36

Vaccinated

1<sup>st</sup> doses 384 2<sup>nd</sup> doses 65 Booster doses 196

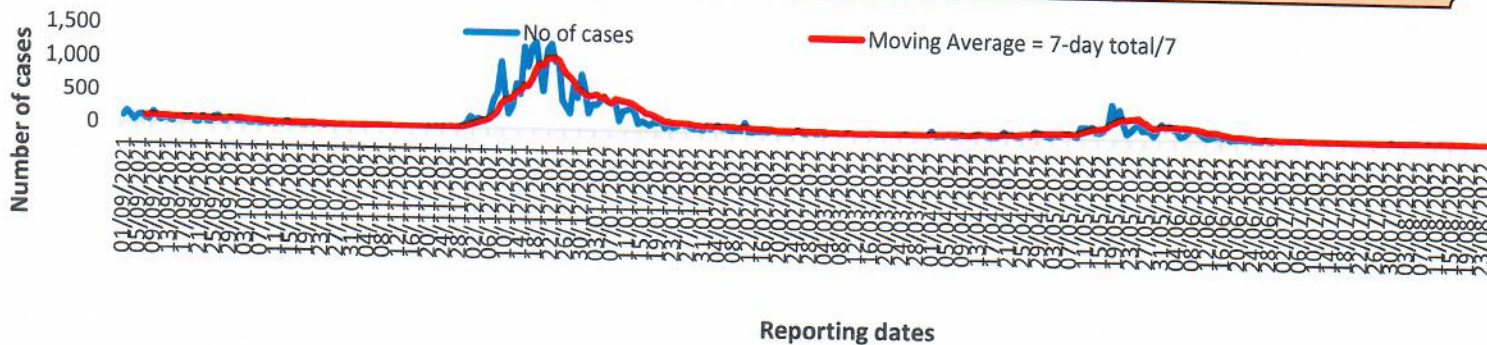
Deaths 0

- A total of **166 645** cases have been recorded to-date, representing **7%** of the total population (**2 550 226**).
- More female cases **88 589 (53%)** have been recorded.
- Of the total confirmed cases, **5 717 (3%)** are Health Workers, with **0** new confirmed today.
  - 4 802 (84%) State; 903 (15.8%) Private, 12 (0.2%) Non-Governmental Organizations.
  - 5 717 (100%) recoveries and 25 (0.5%) deaths.
- The recovery rate now stands at **98%**.
- Khomas and Erongo regions reported the highest number of cases with **54 740 (33%)** and **23 867 (14%)** respectively.
- Of the total fatalities **3 720 (91%)** are COVID-19 deaths while **356 (9%)** are COVID-19 related deaths.
- The case fatality rate now stands at **2.4%**.

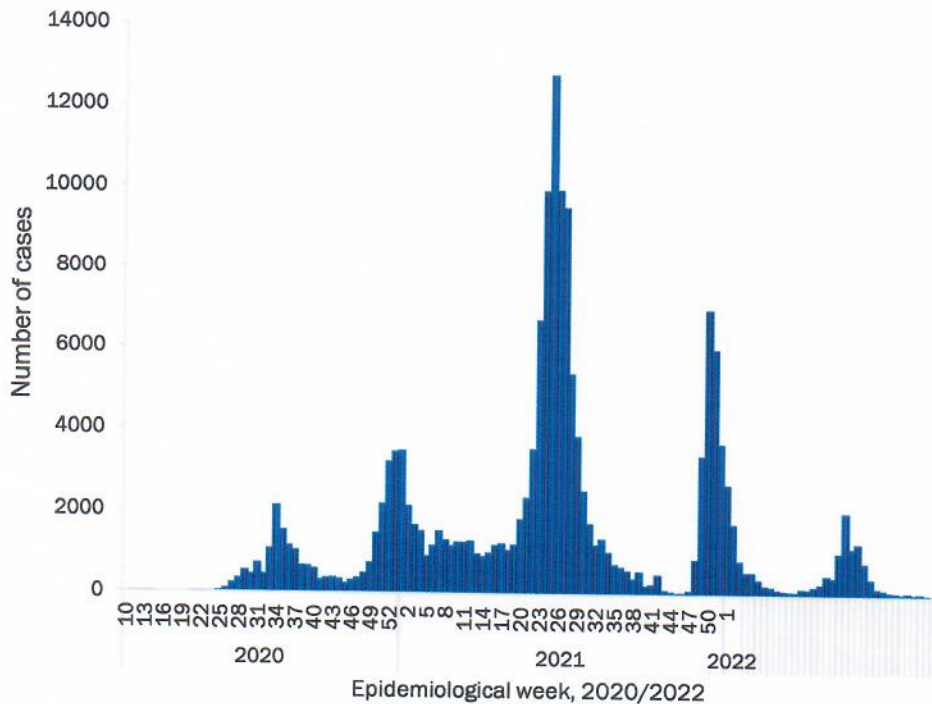
**Table 1: Distribution of confirmed COVID-19 cases by region, 24 August 2022**

	New cases	New re-infections	Cum re-infections	Cum confirmed excluding re-infections	Active cases	Recoveries	Cum Deaths	Cum deaths with co-morbidities	Non-COVID deaths	Health Workers
Erongo	0	0	451	23 867	6	23 876	431	355	5	529
Hardap	0	0	119	8 803	0	8 657	265	168	0	193
! Kharas	0	0	318	10 726	5	10 876	163	138	0	324
Kavango East	1	0	77	6 707	3	6 549	230	132	2	315
Kavango West	0	0	4	865	0	846	23	21	0	50
Khomas	3	0	1 370	54 744	12	55 190	911	706	1	1 940
Kunene	0	0	73	5 292	0	5 203	162	110	0	166
Ohangwena	0	0	58	6 263	2	6 100	217	127	2	235
Omaheke	0	0	71	5 387	0	5 166	291	205	1	152
Omusati	0	0	63	8 005	5	7 718	345	211	0	292
Oshana	0	0	110	10 907	6	10 606	404	244	1	613
Oshikoto	0	0	79	8 217	0	8 082	212	160	2	388
Otjozondjupa	1	0	225	13 208	2	13 142	288	196	1	389
Zambezi	0	0	30	3 654	2	3 547	135	77	0	131
<b>Total</b>	<b>5</b>	<b>0</b>	<b>3 048</b>	<b>166 645</b>	<b>43</b>	<b>165 558</b>	<b>4 077</b>	<b>2 850</b>	<b>15</b>	<b>5 717</b>

## EPIDEMIOLOGICAL SITUATION IN NAMIBA



**Figure 2: The 7 days moving average line chart for confirmed COVID-19 cases, 24 August 2022**



- The highest peak of **12 787 (8%)** cases was recorded during week 25 of 2021 (Figure 3).
- The country has started seeing a gradual reduction in the average number of confirmed cases from 1424 to 29 from epi-week 26 to 40 of 2021.
- Another peak of **7005** cases was recorded in week 50 of 2021.
- The number of cases have started decreasing in the last three weeks as seen on the graph.

- The National Call Center continues operations for 24 hours daily.
- Today (24/08/2022), **197** calls were answered.

**Figure 3: Epi-curve for confirmed COVID-19 case, 24 August 2022**

**Table 4: Number of people in quarantine 24 August 2022**

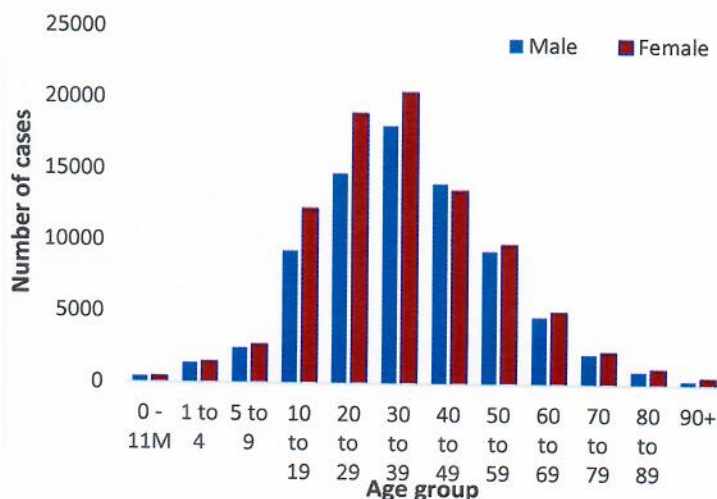
Region	Newly quarantined 24 hours	Cumulative number	Number discharged	Number in quarantine now
Erongo	0	8 690	8 690	0
Hardap	0	3 269	3 269	0
Kavango (East and West)	0	1 852	1 852	0
Khomas	0	3 781	3 781	0
Kharas	0	10 000	10 000	0
Kunene	0	6 980	6 975	5
Ohangwena	0	924	924	0
Omaheke	7	24 173	24 158	15
Omusati	0	4 072	4 072	0
Oshana	0	402	402	0
Oshikoto	0	29 849	29 845	4
Otjozondjupa	0	1 932	1 932	0
Zambezi	0	2 252	2 252	0
<b>Total</b>	<b>7</b>	<b>98 176</b>	<b>98 152</b>	<b>24</b>

- Since March 2020, **98 176** people have been placed into quarantine around the country.
- A total of **24** people are currently in quarantine, with **7** new admissions.

**Table 3: COVID-19 specimen recorded at the Laboratories 24 August 2022**

VARIABLES	TOTAL
Total samples received by the Laboratory	1 075 438
Total samples tested	1 055 670
Total samples re-tested	19 651
Total positive results	166 645
Total negative results	888 859
Total samples discarded	117
Invalid results	0
Total pending results	0
Indeterminant/Inconclusive	166
Suspected cases in 24 hours (excluding re-tests)	291

- Of the total confirmed cases, **99 934 (60%)** are in the 20-49 years age-brackets which constitutes the majority of the recorded cases.
- A total of **26 732 (16%)** of the confirmed cases are among the 5-19 years category.
- A total of **19 140 (11%)** of the confirmed cases are among the 50 - 59 years group.
- The under 5 years age group make up **3 722 (2%)** of the total cases whereas, **17 117 (10%)** are above 60 years of age.



**4Figure 1: Age and Sex distribution of COVID-19 confirmed cases, 24 August 2022**

**Table 2: The current distribution for hospitalization of confirmed cases by region, 24 August 2022**

Region	Hospitalized confirmed cases		Vaccinated		Intensive Care Unit		Vaccinated	
	Current	Previous	1 <sup>st</sup> dose	2 <sup>nd</sup> dose	Current	Previous	1 <sup>st</sup> dose	2 <sup>nd</sup> dose
Erongo	0	0	0	0	0	0	0	0
Hardap	0	0	0	0	0	0	0	0
ǀKaras	0	0	0	0	0	0	0	0
Kavango East	0	0	0	0	0	0	0	0
Kavango West	0	0	0	0	0	0	0	0
Khomas	0	0	0	0	0	0	0	0
Kunene	0	0	0	0	0	0	0	0
Ohangwena	2	1	0	0	0	0	0	0
Omaheke	0	0	0	0	0	0	0	0
Omusati	1	1	0	0	0	0	0	0
Oshana	2	2	0	1	0	0	0	0
Oshikoto	0	0	0	0	0	0	0	0
Otjozondjupa	1	2	0	0	0	0	0	0
Zambezi	1	0	0	0	0	0	0	0
<b>Total</b>	<b>7</b>	<b>6</b>	<b>0</b>	<b>1</b>	<b>0</b>	<b>0</b>	<b>0</b>	<b>0</b>

**Table 6: Summary of COVID-19 vaccine 3<sup>rd</sup> doses administered, 24 August 2022**

Region	Cumulative no. of persons vaccinated			
	Sinopharm	AstraZeneca	Pfizer	Booster Doses J&J
Erongo	2 642	1 189	3 813	1 446
Hardap	4 210	966	1 579	2 524
Kharas	2 385	652	710	988
Kavango East	2 105	572	1 234	2 570
Kavango West	2 062	800	1 199	2 029
Khomas	4 647	2 084	7 525	2 628
Kunene	2 963	1 078	932	1 908
Ohangwena	1 639	471	176	410
Omaheke	3 718	1 639	1 177	782
Omusati	3 289	1 235	1 040	909
Oshana	2 969	776	953	1 148
Oshikoto	2 309	589	435	592
Otjozondjupa	2 933	1 355	1 445	1 638
Zambezi	1 060	176	191	1 213
<b>Total</b>	<b>38 931</b>	<b>13 582</b>	<b>22 409</b>	<b>20 785</b>

**Table 5: Summary of COVID-19 vaccine doses administered, 24 August 2022**

Region	Cumulative no. of persons vaccinated with doses of Sinopharm, AstraZeneca, Sputnik V, Pfizer and Jassen & Johnson		Targeted Population	Vaccination Coverage (%)	Cumulative no. of Healthcare Workers vaccinated with doses of Sinopharm, AstraZeneca, Sputnik V, Pfizer and Jassen & Johnson	
	1 <sup>st</sup> dose	Fully vaccinated			1 <sup>st</sup> doses	Fully vaccinated
Erongo	47 387	42 595	161 966	26%	1 466	1 120
Hardap	32 907	28 374	69 121	41%	553	459
Kharas	28 166	23 804	69 786	34%	849	527
Kavango East	51 055	39 248	105 223	37%	1 324	1 084
Kavango West	37 544	30 385	57 210	53%	450	406
Khomas	114 079	101 662	362 620	28%	4 139	3 131
Kunene	33 808	27 863	72 991	38%	695	544
Ohangwena	39 059	32 648	174 546	18%	946	772
Omaheke	25 702	23 230	53 002	43%	430	342
Omusati	35 173	30 252	179 370	17%	1 062	837
Oshana	31 704	28 801	143 395	20%	1 672	1 378
Oshikoto	31 978	27 902	144 912	19%	903	794
Otjozondjupa	41 541	37 224	112 119	33%	934	690
Zambezi	15 309	14 114	73 010	19%	734	693
<b>Total</b>	<b>565 412</b>	<b>488 102</b>	<b>1 779 271</b>	<b>27%</b>	<b>16 157</b>	<b>12 777</b>

**PUBLIC HEALTH ACTION (S)**

- The COVID-19 vaccination programme is ongoing throughout the country.
- The public is encouraged to continue adhering to COVID-19 preventative measures as the situation is being observed.
- The government and development partners continue to prioritize the continuation of essential health services.

**CHALLENGES**

- Slow vaccine uptake among members of the public, and circulation of anti-vaccination information.
- Lack of transport to and from head office for sitrep signature.

**RECOMMENDATIONS**

- Encourage the public to get vaccinated and strengthen community health awareness to counteract anti-vaccination information in circulation.
- MoHSS must provide transport that will be available for sitrep team everyday or use digital signature.




APPROVED



INCIDENT MANAGER  
24 AUGUST 2022



SECRETARIAT

For enquiries, please contact  
**Namibia Public Health Emergency Operations Centre;**  
 [PHEOC@mhss.gov.na](mailto:PHEOC@mhss.gov.na)  
 0800 100 100  
 0851 100 100