



## NAMIBIA COVID-19 SITUATION REPORT NO. 884

Outbreak Name	COVID-19 outbreak	Country affected	Namibia
Date & Time	20.08.2022 17h00	Investigation start Date	14 March 2020

### HIGHLIGHTS/SITUATION UPDATE (20/08/2022)

#### CUMULATIVE

Tested 1 074 720

Confirmed 166 635

Active 119

Recovered 165 472

Vaccinated

1<sup>st</sup> doses 561 032 2<sup>nd</sup> doses 284 772  
Booster doses 93 360

Deaths 4 077

#### TOTAL TODAY

Tested 63

Confirmed 1

Active 119

Recovered 11

Vaccinated

1<sup>st</sup> doses 886 2<sup>nd</sup> doses 208 Booster doses 632

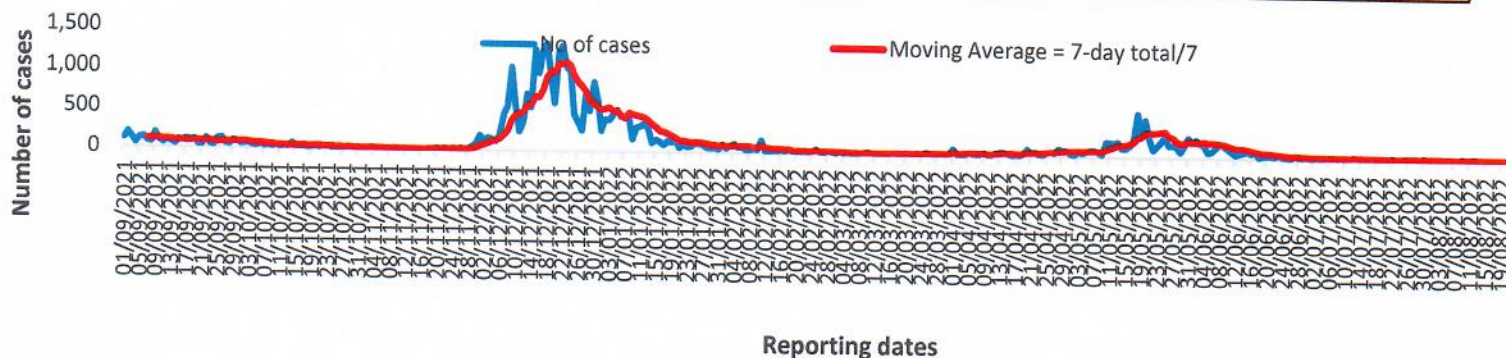
Deaths 1

- A total of **166 635** cases have been recorded to-date, representing **7%** of the total population (**2 550 226**).
- More female cases **88 586 (53%)** have been recorded.
- Of the total confirmed cases, **5 717 (3%)** are Health Workers, with **0** new confirmed today.
  - 4 802 (84%) State; 903 (15.8%) Private, 12 (0.2%) Non-Governmental Organizations.
  - 5 712 (100%) recoveries and 25 (0.5%) deaths.
- The recovery rate now stands at **98%**.
- Khomas and Erongo regions reported the highest number of cases with **54 740 (33%)** and **23 865 (14%)** respectively.
- Of the total fatalities **3 720 (91%)** are COVID-19 deaths while **356 (9%)** are COVID-19 related deaths.
- The case fatality rate now stands at **2.4%**.

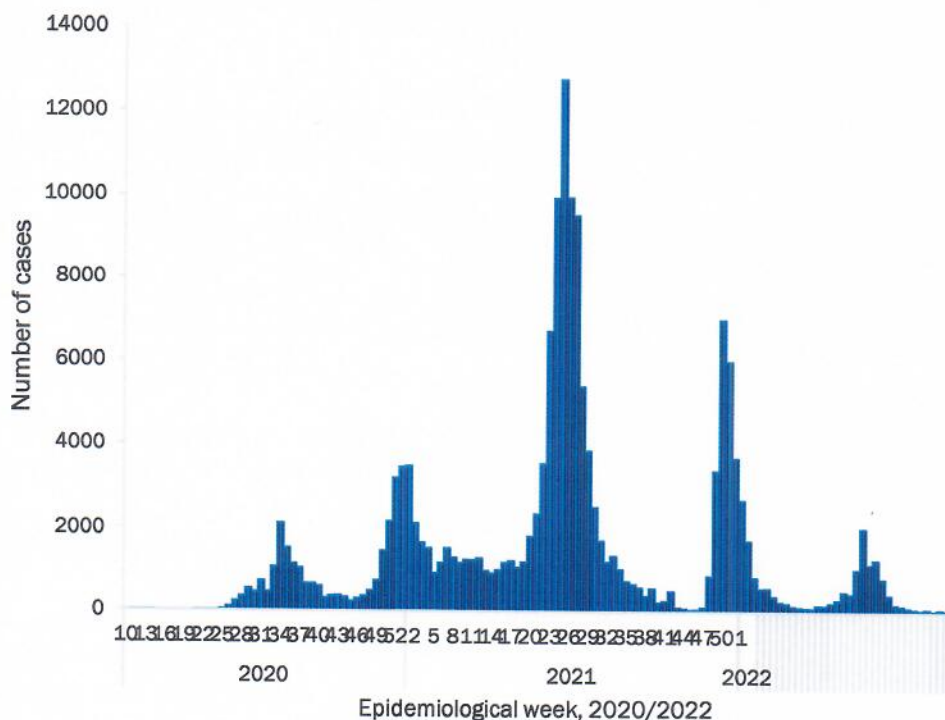
**Table 1: Distribution of confirmed COVID-19 cases by region, 20 August 2022**

	New cases	New re-infections	Cum re-infections	Cum confirmed excluding re-infections	Active cases	Recoveries	Cum Deaths	Cum deaths with co-morbidities	Non-COVID deaths	Health Workers
Erongo	0	0	451	23 865	4	23 876	431	355	5	529
Hardap	0	0	119	8 803	0	8 657	265	168	0	193
Karas	0	0	318	10 726	5	10 876	163	138	0	324
Kavango East	0	0	77	6 706	2	6 549	230	132	2	315
Kavango West	0	0	4	865	23	823	23	21	0	50
Khomas	0	0	1 370	54 740	15	55 183	911	706	1	1 940
Kunene	0	0	73	5 292	0	5 203	162	110	0	166
Ohangwena	1	0	58	6 263	37	6 065	217	127	2	235
Omaheke	0	0	71	5 387	0	5 166	291	205	1	152
Omusati	0	0	63	8 004	24	7 698	345	211	0	292
Oshana	0	0	110	10 907	6	10 606	404	244	1	613
Oshikoto	0	0	79	8 217	0	8 082	212	160	2	388
Otjozondjupa	0	0	225	13 206	1	13 141	288	196	1	389
Zambezi	0	0	30	3 654	2	3 547	135	77	0	131
<b>Total</b>	<b>1</b>	<b>0</b>	<b>3 048</b>	<b>166 635</b>	<b>119</b>	<b>165 472</b>	<b>4 077</b>	<b>2 850</b>	<b>15</b>	<b>5 717</b>

## EPIDEMIOLOGICAL SITUATION IN NAMIBA



**Figure 2: The 7 days moving average line chart for confirmed COVID-19 cases, 20 August 2022**



- The highest peak of **12 787 (8%)** cases was recorded during week 25 of 2021 (Figure 3).
- The country has started seeing a gradual reduction in the average number of confirmed cases from 1424 to 29 from epi-week 26 to 40 of 2021.
- Another peak of **7005** cases was recorded in week 50 of 2021.
- The number of cases have started decreasing in the last three weeks as seen on the graph.

- The National Call Center continues operations for 24 hours daily.
- Today (20/08/2022), **151** calls were answered.

**Figure 3: Epi-curve for confirmed COVID-19 case, 20 August 2022**

**Table 4: Number of people in quarantine 20 August 2022**

Region	Newly quarantined 24 hours	Cumulative number	Number discharged	Number in quarantine now
Erongo	0	8 690	8 688	2
Hardap	0	3 269	3 269	0
Kavango (East and West)	0	1 852	1 852	0
Khomas	0	3 781	3 781	0
Kharas	0	10 000	10 000	0
Kunene	0	6 980	6 975	5
Ohangwena	0	924	924	0
Omaheke	0	24 158	24 146	12
Omusati	0	4 072	4 072	0
Oshana	0	402	402	0
Oshikoto	0	29 841	29 838	3
Otjozondjupa	0	1 932	1 932	0
Zambezi	0	2 252	2 252	0
<b>Total</b>	<b>0</b>	<b>98 153</b>	<b>98 129</b>	<b>22</b>

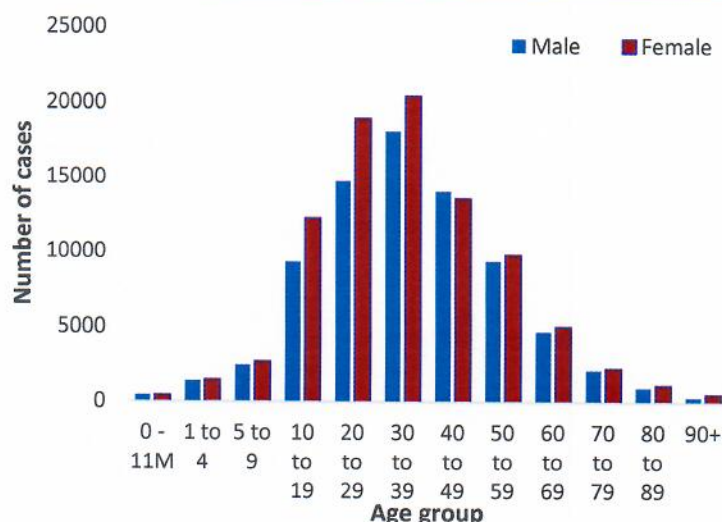
- Since March 2020, **98 153** people have been placed into quarantine around the country.
- A total of **24** people are currently in quarantine, with **0** new admissions.

**Table 3: COVID-19 specimen recorded at the Laboratories 20 August 2022**

VARIABLES	TOTAL
Total samples received by the Laboratory	1 074 664
Total samples tested	1 054 898
Total samples re-tested	19 649
Total positive results	166 635
Total negative results	888 097
Total samples discarded	117
Invalid results	0
Total pending results	0
Indeterminant/Inconclusive	166
Suspected cases in 24 hours (excluding re-tests)	63

- The laboratory testing capacity has been enhanced; with a total of twenty-three (23) laboratories carrying out the testing of samples: NIP, Path-Care, UNAM Molecular, Central Veterinary Laboratory, Namib Poultry, NAMDEB, NamPath, Namibia Central Pathology, DiagnoLab, High Care, Alpha Medical Laboratory, NCP, Maerua MC, Des-Jo Medical Test Centre, ProQuest Diagnostic Laboratory, MAXI, Medlink Laboratory Services, Biotech Medical, Covisure, Star Care, Soweto Medical Center, Hosea Kutako International Airport & Oshana Med Laboratory .
- To date, **1 074 720** tests (including **19 649** re-tests) have been conducted by authorized laboratories.
- Since the beginning of the outbreak, **178 343** contacts of confirmed cases have been identified, **66** contacts were identified within the last 24 hours from **4** regions.
- Cumulatively, **176 145** contacts have completed their monitoring period, while **300** contacts are lost to follow-up and a total of **29 278 (18%)** contacts of confirmed cases have tested positive.
- Today, **14 (67%)** out of **21** active contacts were monitored.

- Of the total confirmed cases, **99 928 (60%)** are in the 20-49 years age-brackets which constitutes the majority of the recorded cases.
- A total of **26 732 (16%)** of the confirmed cases are among the 5-19 years category.
- A total of **19 137 (11%)** of the confirmed cases are among the 50 - 59 years group.
- The under 5 years age group make up **3 722 (2%)** of the total cases whereas, **17 116 (10%)** are above 60 years of age.



**4Figure 1: Age and Sex distribution of COVID-19 confirmed cases, 20 August 2022**

**Table 2: The current distribution for hospitalization of confirmed cases by region, 20 August 2022**

Region	Hospitalized confirmed cases		Vaccinated		Intensive Care Unit		Vaccinated	
	Current	Previous	1 <sup>st</sup> dose	2 <sup>nd</sup> dose	Current	Previous	1 <sup>st</sup> dose	2 <sup>nd</sup> dose
Erongo	0	0	0	0	0	0	0	0
Hardap	0	0	0	0	0	0	0	0
ǀKharas	0	0	0	0	0	0	0	0
Kavango East	0	0	0	0	0	0	0	0
Kavango West	0	0	0	0	0	0	0	0
Khomas	0	0	0	0	0	0	0	0
Kunene	0	0	0	0	0	0	0	0
Ohangwena	1	1	0	0	0	0	0	0
Omaheke	0	0	0	0	0	0	0	0
Omusati	4	4	0	0	0	0	0	0
Oshana	2	2	0	1	0	0	0	0
Oshikoto	0	0	0	0	0	0	0	0
Otjozondjupa	0	0	0	0	0	0	0	0
Zambezi	0	0	0	0	0	0	0	0
<b>Total</b>	<b>7</b>	<b>7</b>	<b>0</b>	<b>1</b>	<b>0</b>	<b>0</b>	<b>0</b>	<b>0</b>

**Table 6: Summary of COVID-19 vaccine 3<sup>rd</sup> doses administered, 20 August 2022**

Region	Cumulative no. of persons vaccinated			
	Sinopharm	AstraZeneca	Pfizer	Booster Doses J&J
Erongo	2 599	1 171	3 804	1 366
Hardap	4 137	966	1 561	2 464
Kharas	2 359	642	700	962
Kavango East	2 011	570	1 184	2 367
Kavango West	2 003	795	1 169	1 973
Khomas	4 565	2 053	7 515	2 513
Kunene	2 897	1 070	915	1 851
Ohangwena	1 505	445	168	388
Omaheke	3 615	1 608	1 157	590
Omusati	3 199	1 202	1 010	874
Oshana	2 897	763	943	1 100
Oshikoto	2 284	585	428	569
Otjozondjupa	2 928	1 351	1 444	1 625
Zambezi	1 039	176	190	1 095
<b>Total</b>	<b>38 038</b>	<b>13 397</b>	<b>22 188</b>	<b>19 737</b>

**Table 5: Summary of COVID-19 vaccine doses administered, 20 August 2022**

Region	Cumulative no. of persons vaccinated with doses of Sinopharm, AstraZeneca, Sputnik V, Pfizer and Jassen & Johnson		Targeted Population	Vaccination Coverage (%)	Cumulative no. of Healthcare Workers vaccinated with doses of Sinopharm, AstraZeneca, Sputnik V, Pfizer and Jassen & Johnson	
	1 <sup>st</sup> dose	Fully vaccinated			1 <sup>st</sup> doses	Fully vaccinated
Erongo	47 247	42 474	161 966	26%	1 466	1 120
Hardap	32 739	28 247	69 121	41%	553	459
Kharas	27 962	23 685	69 786	34%	849	527
Kavango East	50 305	38 567	105 223	36%	1 324	1 084
Kavango West	37 346	30 244	57 210	52%	450	406
Khomas	113 808	101 422	362 620	28%	4 139	3 131
Kunene	33 281	27 360	72 991	37%	695	544
Ohangwena	38 396	32 025	174 546	18%	946	772
Omaheke	25 426	22 957	53 002	43%	430	342
Omusati	34 706	29 993	179 370	17%	1 062	837
Oshana	31 536	28 624	143 395	20%	1 672	1 378
Oshikoto	31 782	27 772	144 912	19%	903	794
Otjozondjupa	41 456	37 137	112 119	33%	934	690
Zambezi	15 042	13 914	73 010	19%	733	692
<b>Total</b>	<b>561 032</b>	<b>484 421</b>	<b>1 779 271</b>	<b>27%</b>	<b>16 156</b>	<b>12 776</b>

**PUBLIC HEALTH ACTION (S)**

- The COVID-19 vaccination programme is ongoing throughout the country.
- The public is encouraged to continue adhering to COVID-19 preventative measures as the situation is being observed.
- The government and development partners continue to prioritize the continuation of essential health services.


**CHALLENGES**

- Slow vaccine uptake among members of the public, and circulation of anti-vaccination information.
- Lack of transport to and from head office for sitrep signature.


**RECOMMENDATIONS**

- Encourage the public to get vaccinated and strengthen community health awareness to counteract anti-vaccination information in circulation.
- MoHSS must provide transport that will be available for sitrep team everyday or use digital signature.

APPROVED



INCIDENT MANAGER  
20 AUGUST 2022




SECRETARIAT

For enquiries, please contact

**Namibia Public Health Emergency Operations Centre;**

 [PHEOC@mhss.gov.na](mailto:PHEOC@mhss.gov.na)

 0800 100 100

 0851 100 100