



NAMIBIA COVID-19 SITUATION REPORT NO. 879

Outbreak Name	COVID-19 outbreak	Country affected	Namibia
Date & Time	15.08.2022 17h00	Investigation start Date	14 March 2020

HIGHLIGHTS/SITUATION UPDATE (15/08/2022)

CUMULATIVE

Tested 1 073 665

Confirmed 166 609

Active 134

Recovered 165 430

Vaccinated

1st doses 551 875 2nd doses 282 854
Booster doses 88 121

Deaths 4 074

TOTAL TODAY

Tested 167

Confirmed 3

Active 134

Recovered 1

Vaccinated

1st doses 1 527 2nd doses 281 Booster doses 783

Deaths 1

- A total of **166 609** cases have been recorded to-date, representing **7%** of the total population (**2 550 226**).
- More female cases **88 571 (53%)** have been recorded.
- Of the total confirmed cases, **5 717 (3%)** are Health Workers, with **0** new confirmed today.
 - 4 802 (84%) State; 903 (15.8%) Private, 12 (0.2%) Non-Governmental Organizations.
 - 5 712 (100%) recoveries and 25 (0.5%) deaths.
- The recovery rate now stands at **98%**.
- Khomas and Erongo regions reported the highest number of cases with **54 735 (34%)** and **23 860 (14%)** respectively.
- Of the total fatalities **3 720 (91%)** are COVID-19 deaths while **355 (9%)** are COVID-19 related deaths.
- The case fatality rate now stands at **2.4%**.

Table 1: Distribution of confirmed COVID-19 cases by region, 15 August 2022

	New cases	New re-infections	Cum re-infections	Cum confirmed excluding re-infections	Active cases	Recoveries	Cum Deaths	Cum deaths with co-morbidities	Non-COVID deaths	Health Workers
Erongo	2	0	451	23 860	10	23 865	431	355	5	529
Hardap	0	0	119	8 803	0	8 657	265	168	0	193
Kharas	0	0	318	10 726	5	10 876	163	138	0	324
Kavango East	0	0	77	6 705	1	6 549	230	132	2	315
Kavango West	0	0	4	865	23	823	23	21	0	50
Khomas	1	0	1 368	54 735	18	55 174	910	706	1	1 940
Kunene	0	0	73	5 291	0	5 203	161	110	0	166
Ohangwena	0	0	57	6 260	35	6 063	217	127	2	235
Omaheke	0	0	71	5 387	0	5 166	291	205	1	152
Omusati	0	0	63	7 996	34	7 680	345	211	0	292
Oshana	0	0	110	10 906	5	10 606	404	244	1	613
Oshikoto	0	0	79	8 217	0	8 082	212	160	2	388
Otjozondjupa	0	0	225	13 204	0	13 140	288	196	1	389
Zambezi	0	0	30	3 654	3	3 546	135	77	0	131
Total	3	0	3 045	166 609	134	165 430	4 075	2 850	15	5 717

EPIDEMIOLOGICAL SITUATION IN NAMIBA

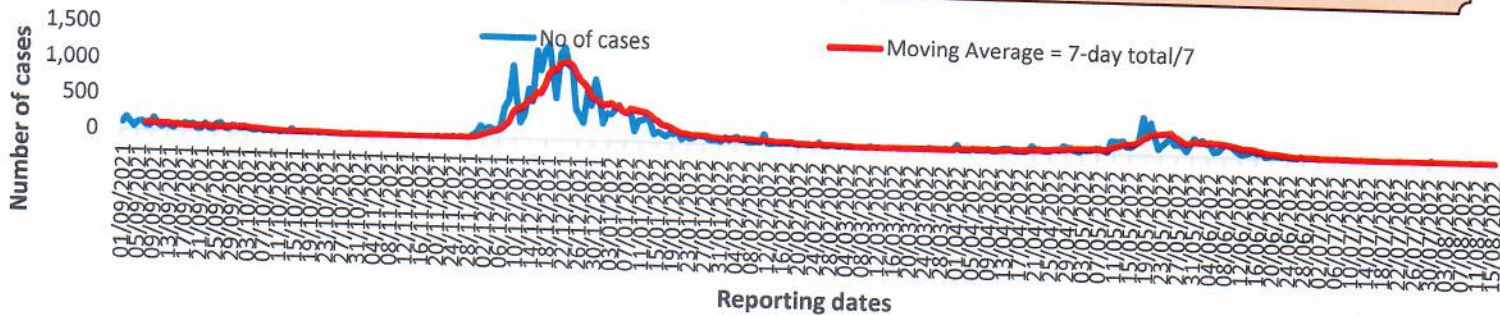
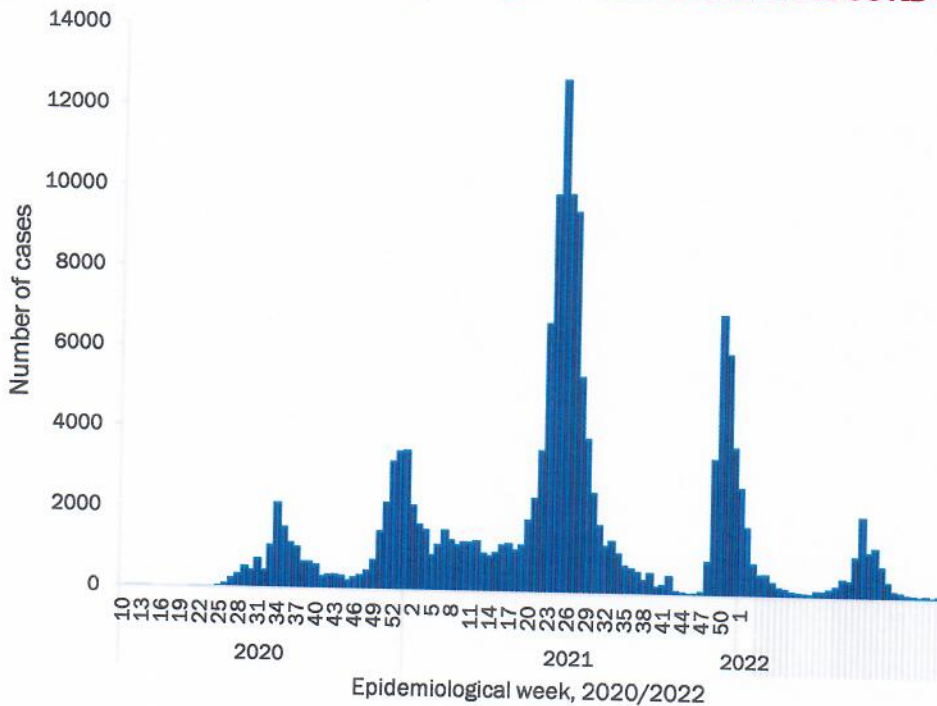


Figure 2: The 7 days moving average line chart for confirmed COVID-19 cases, 15 August 2022



- The highest peak of **12 787 (8%)** cases was recorded during week 25 of 2021 (Figure 3).
- The country has started seeing a gradual reduction in the average number of confirmed cases from 1424 to 29 from epi-week 26 to 40 of 2021.
- Another peak of **7005** cases was recorded in week 50 of 2021
- The number of cases have started decreasing in the last three weeks as seen on the graph.

- The National Call Center continues operations for 24 hours daily.
- Today (15/08/2022), **231** calls were answered.

Figure 3: Epi-curve for confirmed COVID-19 case, 15 August 2022

Table 4: Number of people in quarantine 15 August 2022

Region	Newly quarantined 24 hours	Cumulative number	Number discharged	Number in quarantine now
Erongo	0	8 690	8 687	3
Hardap	0	3 269	3 269	0
Kavango (East and West)	0	1 852	1 852	0
Khomas	0	3 781	3 781	0
Kharas	0	10 000	10 000	0
Kunene	0	6 978	6 970	8
Ohangwena	0	924	924	0
Omaheke	10	24 138	24 128	10
Omusati	0	4 063	4 049	14
Oshana	0	402	402	0
Oshikoto	0	29 828	29 821	7
Otjondjupa	0	1 932	1 932	0
Zambezi	0	2 252	2 252	0
Total	10	98 109	98 067	42

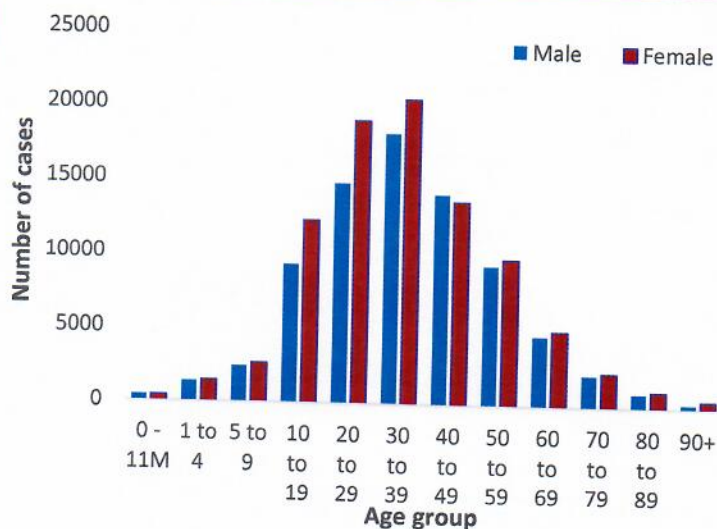
- Since March 2020, **98 109** people have been placed into quarantine around the country.
- A total of **42** people are currently in quarantine, with **10** new admissions.

**Table 3: COVID-19 specimen recorded at the Laboratories
15 August 2022**

VARIABLES	TOTAL
Total samples received by the Laboratory	1 073 613
Total samples tested	1 053 853
Total samples re-tested	19 643
Total positive results	166 609
Total negative results	887 078
Total samples discarded	117
Invalid results	0
Total pending results	0
Indeterminant/Inconclusive	166
Suspected cases in 24 hours (excluding re-tests)	164

- The laboratory testing capacity has been enhanced; with a total of twenty-three (23) laboratories carrying out the testing of samples: NIP, Path-Care, UNAM Molecular, Central Veterinary Laboratory, Namib Poultry, NAMDEB, NamPath, Namibia Central Pathology, DiagnoLab, High Care, Alpha Medical Laboratory, NCP, Maerua MC, Des-Jo Medical Test Centre, ProQuest Diagnostic Laboratory, MAXI, Medlink Laboratory Services, Biotech Medical, Covisure, Star Care, Soweto Medical Center, Hosea Kutako International Airport & Oshana Med Laboratory .
- To date, **1 073 665** tests (including **19 643** re-tests) have been conducted by authorized laboratories.
- Since the beginning of the outbreak, **178 250** contacts of confirmed cases have been identified, **0** contacts were identified within the last 24 hours from **5** regions.
- Cumulatively, **176 026** contacts have completed their monitoring period, while **300** contacts are lost to follow-up and a total of **29 278 (18%)** contacts of confirmed cases have tested positive.
- Today, **42 (86%)** out of **49** active contacts were monitored.

- Of the total confirmed cases, **99 912 (60%)** are in the 20-49 years age-brackets which constitutes the majority of the recorded cases.
- A total of **26 727 (16%)** of the confirmed cases are among the 5-19 years category.
- A total of **19 136 (11%)** of the confirmed cases are among the 50 - 59 years group.
- The under 5 years age group make up **3 722 (2%)** of the total cases whereas, **17 112 (10%)** are above 60 years of age.



4Figure 1: Age and Sex distribution of COVID-19 confirmed cases, 15 August 2022

Table 2: The current distribution for hospitalization of confirmed cases by region, 15 August 2022

Region	Hospitalized confirmed cases		Vaccinated		Intensive Care Unit		Vaccinated	
	Current	Previous	1 st dose	2 nd dose	Current	Previous	1 st dose	2 nd dose
Erongo	0	0	0	0	0	0	0	0
Hardap	0	0	0	0	0	0	0	0
Kharas	0	0	0	0	0	0	0	0
Kavango East	0	0	0	0	0	0	0	0
Kavango West	0	0	0	0	0	0	0	0
Khomas	0	0	0	0	0	0	0	0
Kunene	0	0	0	0	0	0	0	0
Ohangwena	4	4	0	0	0	0	0	0
Omaheke	0	0	0	0	0	0	0	0
Omusati	3	0	0	0	0	0	0	0
Oshana	2	2	0	1	0	0	0	0
Oshikoto	0	0	0	0	0	0	0	0
Otjozondjupa	0	0	0	0	0	0	0	0
Zambezi	2	2	0	0	0	0	0	0
Total	11	8	0	1	0	0	0	0

Table 6: Summary of COVID-19 vaccine 3rd doses administered, 15 August 2022

Region	Cumulative no. of persons vaccinated			
	Sinopharm	AstraZeneca	Pfizer	Booster Doses J&J
Erongo	2 527	1 144	3 795	1 294
Hardap	4 020	951	1 519	2 273
Kharas	2 114	539	667	704
Kavango East	1 880	552	1 109	1 998
Kavango West	1 747	705	974	1 573
Khomas	4 531	2 042	7 512	2 478
Kunene	2 772	1 053	880	1 715
Ohangwena	1 401	430	158	362
Omaheke	3 479	1 572	1 119	381
Omusati	3 042	1 149	963	808
Oshana	2 808	739	938	1 047
Oshikoto	2 073	556	401	458
Otjozondjupa	2 771	1 246	1 431	1 341
Zambezi	1 017	170	187	1 006
Total	36 182	12 848	21 653	17 438

Table 5: Summary of COVID-19 vaccine doses administered, 15 August 2022

Region	Cumulative no. of persons vaccinated with doses of Sinopharm, AstraZeneca, Sputnik V, Pfizer and Jassen & Johnson		Targeted Population	Vaccination Coverage (%)	Cumulative no. of Healthcare Workers vaccinated with doses of Sinopharm, AstraZeneca, Sputnik V, Pfizer and Jassen & Johnson	
	1 st dose	Fully vaccinated			1 st doses	Fully vaccinated
Erongo	47 061	42 326	161 966	26%	1 466	1 120
Hardap	32 459	28 023	69 121	40%	553	459
Kharas	26 780	22 922	69 786	33%	848	527
Kavango East	49 323	37 674	105 223	35%	1 319	1 079
Kavango West	35 997	28 852	57 210	50%	450	406
Khomas	113 676	101 276	362 620	28%	4 136	3 128
Kunene	32 689	26 920	72 991	36%	695	544
Ohangwena	37 959	31 619	174 546	18%	946	772
Omaheke	25 109	22 629	53 002	43%	430	342
Omusati	34 131	29 615	179 370	16%	1 062	837
Oshana	31 329	28 424	143 395	20%	1 672	1 378
Oshikoto	30 432	26 808	144 912	18%	903	794
Otjozondjupa	40 569	36 331	112 119	32%	934	690
Zambezi	14 361	13 235	73 010	18%	733	692
Total	551 875	476 654	1 779 271	27%	16 147	12 768

PUBLIC HEALTH ACTION (S)

- The COVID-19 vaccination programme is ongoing throughout the country.
- The public is encouraged to continue adhering to COVID-19 preventative measures as the situation is being observed.
- The government and development partners continue to prioritize the continuation of essential health services.

CHALLENGES

- Slow vaccine uptake among members of the public, and circulation of anti-vaccination information.
- Lack of transport to and from head office for sitrep signature.

RECOMMENDATIONS

- Encourage the public to get vaccinated and strengthen community health awareness to counteract anti-vaccination information in circulation.
- MoHSS must provide transport that will be available for sitrep team everyday or use digital signature.

APPROVED





INCIDENT MANAGER
15 AUGUST 2022




SECRETARIAT

For enquiries, please contact
Namibia Public Health Emergency Operations Centre;

 PHEOC@mhss.gov.na

 0800 100 100

 0851 100 100