



NAMIBIA COVID-19 SITUATION REPORT NO. 872

Outbreak Name	COVID-19 outbreak	Country affected	Namibia
Date & Time	08.08 .2022 17h00	Investigation start Date	14 March 2020

HIGHLIGHTS/SITUATION UPDATE (08/08/2022)

CUMULATIVE

Tested 1 071 915

Confirmed 166 548

Active 128

Recovered 165 374

Vaccinated

1st doses 544 406 2nd doses 280 948

Booster doses 83 617

Deaths 4 073

TOTAL TODAY

Tested 159

Confirmed 5

Active 128

Recovered 3

Vaccinated

1st doses 136 2nd doses 32 Booster doses 57

Deaths 0

- A total of **166 548** cases have been recorded to-date, representing **7%** of the total population (**2 550 226**).
- More female cases **88 541 (53%)** have been recorded.
- Of the total confirmed cases, **5 712 (3%)** are Health Workers, with **0** new confirmed today.
 - 4 798 (84.1%) State; 902 (15.8%) Private, 12 (0.2%) Non-Governmental Organizations.
 - 5 712 (100%) recoveries and 25 (0.5%) deaths.
- The recovery rate now stands at **98%**.
- Khomas and Erongo regions reported the highest number of cases with **54 724 (34%)** and **23 855 (14%)** respectively.
- Of the total fatalities **3 719 (91%)** are COVID-19 deaths while **354 (9%)** are COVID-19 related deaths.
- The case fatality rate now stands at **2.4%**.

Table 1: Distribution of confirmed COVID-19 cases by region, 08 August 2022

	New cases	New re-infections	Cum re-infections	Cum confirmed excluding re-infections	Active cases	Recoveries	Cum Deaths	Cum deaths with co-morbidities	Non-COVID deaths	Health Workers
Erongo	4	0	451	23 855	20	23 850	431	355	5	529
Hardap	0	0	119	8 803	0	8 657	265	168	0	193
Kharas	0	0	318	10 721	0	10 876	163	138	0	324
Kavango East	0	0	77	6 705	2	6 548	230	132	2	315
Kavango West	0	0	4	865	23	823	23	21	0	50
Khomas	1	0	1 368	54 724	20	55 161	910	706	1	1 938
Kunene	0	0	73	5 291	1	5 202	161	110	0	166
Oshana	0	0	57	6 252	28	6 063	216	127	2	235
Omaheke	0	0	71	5 387	7	5 159	291	205	1	152
Omusati	0	0	60	7 966	7	7 675	344	211	0	289
Oshana	0	0	110	10 904	3	10 606	404	244	1	613
Oshikoto	0	0	79	8 217	6	8 076	212	160	2	388
Otjozondjupa	0	0	225	13 204	3	13 137	288	196	1	389
Zambezi	0	0	30	3 654	8	3 541	135	77	0	131
Total	5	0	3 042	166 548	128	165 374	4 073	2 850	15	5 712

EPIDEMIOLOGICAL SITUATION IN NAMIBA

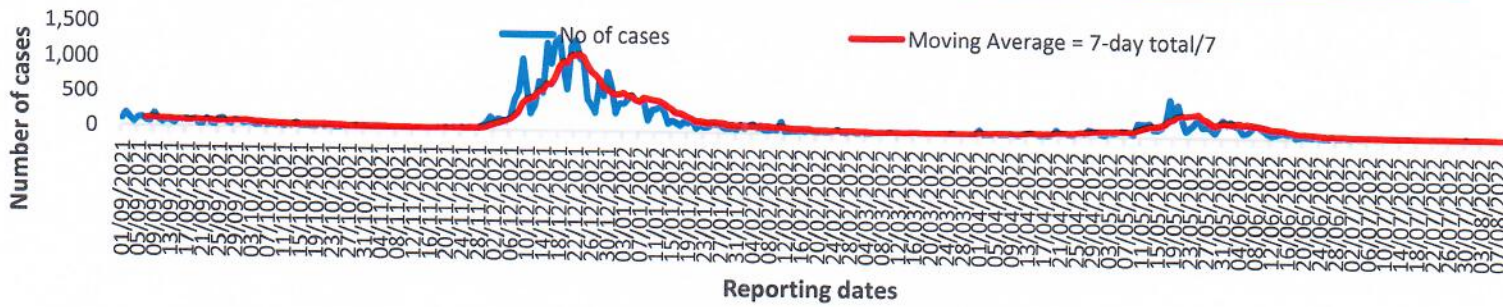
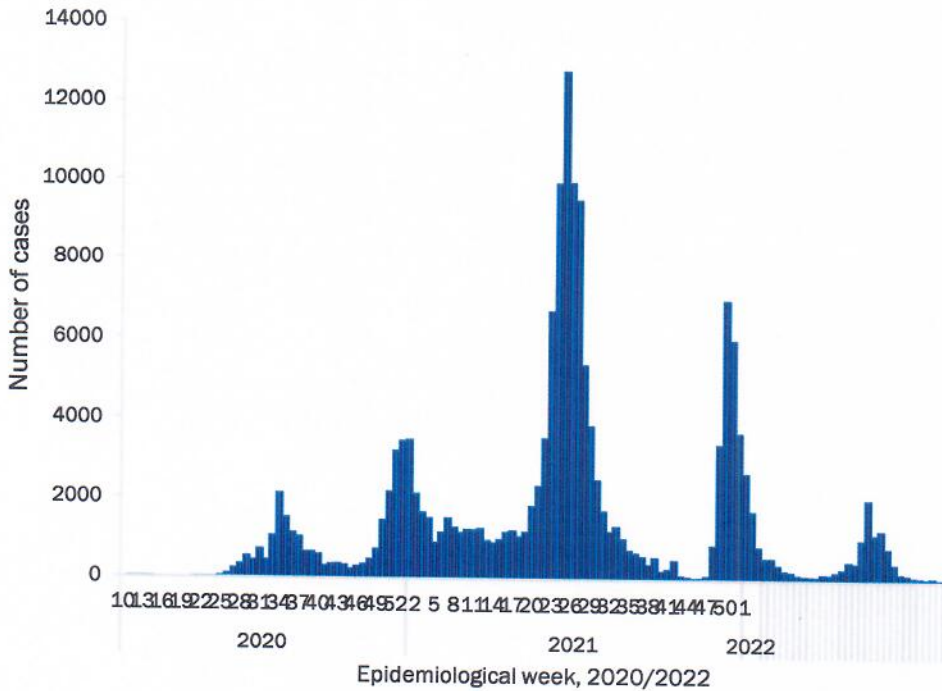


Figure 2: The 7 days moving average line chart for confirmed COVID-19 cases, 08 August 2022



- The highest peak of **12 787 (8%)** cases was recorded during week 25 of 2021 (Figure 3).
- The country has started seeing a gradual reduction in the average number of confirmed cases from 1424 to 29 from epi-week 26 to 40 of 2021.
- Another peak of **7005** cases was recorded in week 50 of 2021.
- The number of cases have started decreasing in the last three weeks as seen on the graph.

- The National Call Center continues operations for 24 hours daily.
- Today (08/08/2022), **290** calls were answered.

Figure 3: Epi-curve for confirmed COVID-19 case, 08 August 2022

Table 4: Number of people in quarantine 08 August 2022

Region	Newly quarantined 24 hours	Cumulative number	Number discharged	Number in quarantine now
Erongo	0	8 685	8 685	0
Hardap	0	3 269	3 269	0
Kavango (East and West)	0	1 852	1 852	0
Khomas	0	3 781	3 781	0
Kharas	0	10 000	10 000	0
Kunene	0	6 968	6 966	2
Ohangwena	0	924	924	0
Omaheke	19	24 100	24 081	19
Omusati	0	4 031	4 031	0
Oshana	0	402	402	0
Oshikoto	3	29 807	29 798	9
Otjozondjupa	0	1 932	1 932	0
Zambezi	0	2 252	2 244	8
Total	22	98 003	97965	38

- Since March 2020, **98 003** people have been placed into quarantine around the country.
- A total of **38** people are currently in quarantine, with **22** new admissions.

Table 3: COVID-19 specimen recorded at the Laboratories 08 August 2022

VARIABLES	TOTAL
Total samples received by the Laboratory	1 071 863
Total samples tested	1 052 112
Total samples re-tested	19 634
Total positive results	166 548
Total negative results	885 400
Total samples discarded	117
Invalid results	0
Total pending results	0
Indeterminant/Inconclusive	164
Suspected cases in 24 hours (excluding re-tests)	159

- The laboratory testing capacity has been enhanced; with a total of twenty-three (23) laboratories carrying out the testing of samples: NIP, Path-Care, UNAM Molecular, Central Veterinary Laboratory, Namib Poultry, NAMDEB, NamPath, Namibia Central Pathology, DiagnoLab, High Care, Alpha Medical Laboratory, NCP, Maerua MC, Des-Jo Medical Test Centre, ProQuest Diagnostic Laboratory, MAXI, Medlink Laboratory Services, Biotech Medical, Covisure, Star Care, Soweto Medical Center, Hosea Kutako International Airport & Oshana Med Laboratory .
- To date, **1 071 915** tests (including **19 634** re-tests) have been conducted by authorized laboratories.
- Since the beginning of the outbreak, **178 184** contacts of confirmed cases have been identified, **0** contacts were identified within the last 24 hours from **4** regions.
- Cumulatively, **175 994** contacts have completed their monitoring period, while **300** contacts are lost to follow-up and a total of **29 278 (18%)** contacts of confirmed cases have tested positive.
- Today, **45 (100%)** out of **45** active contacts were monitored.

- Of the total confirmed cases, **99 887 (60%)** are in the 20-49 years age-brackets which constitutes the majority of the recorded cases.
- A total of **26 700 (16%)** of the confirmed cases are among the 5-19 years category.
- A total of **19 134 (11%)** of the confirmed cases are among the 50 - 59 years group.
- The under 5 years age group make up **3 719 (2%)** of the total cases whereas, **17 108 (10%)** are above 60 years of age.

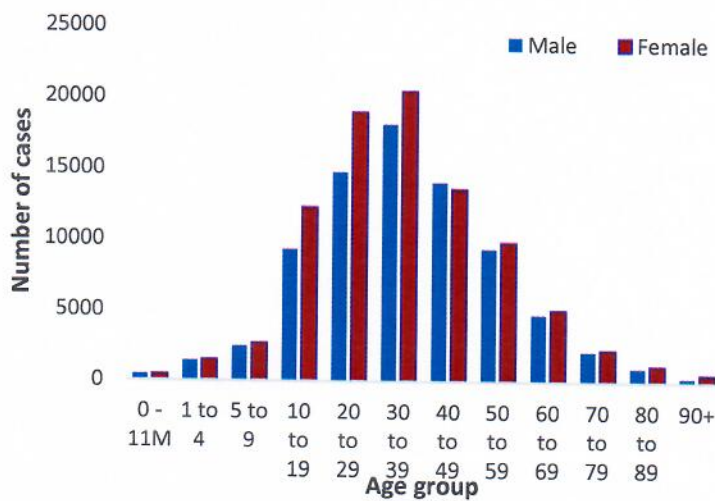


Figure 1: Age and Sex distribution of COVID-19 confirmed cases, 08 August 2022

Table 2: The current distribution for hospitalization of confirmed cases by region, 08 August 2022

Region	Hospitalized confirmed cases		Vaccinated		Intensive Care Unit		Vaccinated	
	Current	Previous	1 st dose	2 nd dose	Current	Previous	1 st dose	2 nd dose
Erongo	0	0	0	0	0	0	0	0
Hardap	0	0	0	0	0	0	0	0
Kharas	0	0	0	0	0	0	0	0
Kavango East	0	0	0	0	0	0	0	0
Kavango West	0	0	0	0	0	0	0	0
Khomas	0	0	0	0	1	1	0	0
Kunene	0	0	0	0	0	0	0	0
Ohangwena	0	0	0	0	0	0	0	0
Omaheke	0	0	0	0	0	0	0	0
Omusati	0	0	0	0	0	0	0	0
Oshana	1	2	0	1	0	0	0	0
Oshikoto	1	1	0	0	0	0	0	0
Otjozondjupa	0	0	0	0	0	0	0	0
Zambezi	3	3	0	0	0	0	0	0
Total	5	6	0	1	0	0	0	0

Table 6: Summary of COVID-19 vaccine 3rd doses administered, 08 August 2022

Region	Cumulative no. of persons vaccinated			
	Sinopharm	AstraZeneca	Pfizer	Booster Doses J&J
Erongo	2 429	1 096	3 787	1 149
Hardap	3 775	917	1 475	2 079
Kharas	1 978	479	643	557
Kavango East	1 636	533	1 003	1 709
Kavango West	1 581	591	905	1 391
Khomas	4 475	2 029	7 489	2 423
Kunene	2 625	953	863	1 575
Ohangwena	1 267	397	139	322
Omaheke	3 352	1 561	1 108	261
Omusati	2 840	1 037	930	673
Oshana	2 767	728	930	1 016
Oshikoto	1 979	538	396	424
Otjozondjupa	2 718	1 211	1 425	1 186
Zambezi	989	168	181	929
Total	34 411	12 238	21 274	15 694

Table 5: Summary of COVID-19 vaccine doses administered, 08 August 2022

Region	Cumulative no. of persons vaccinated with doses of Sinopharm, AstraZeneca, Sputnik V, Pfizer and Jassen & Johnson		Targeted Population	Vaccination Coverage (%)	Cumulative no. of Healthcare Workers vaccinated with doses of Sinopharm, AstraZeneca, Sputnik V, Pfizer and Jassen & Johnson	
	1 st dose	Fully vaccinated			1 st doses	Fully vaccinated
Erongo	46 738	42 038	161 966	26%	1 455	1 118
Hardap	32 014	27 688	69 121	40%	553	458
Kharas	26 403	22 642	69 786	32%	839	518
Kavango East	47 792	36 398	105 223	35%	1 317	1 077
Kavango West	34 874	28 068	57 210	49%	447	403
Khomas	113 363	100 952	362 620	28%	4135	3 127
Kunene	31 922	26 293	72 991	36%	695	544
Ohangwena	37 464	31 141	174 546	18%	943	769
Omaheke	24 946	22 476	53 002	42%	430	342
Omusati	33 424	29 103	179 370	16%	1 030	811
Oshana	31 206	28 300	143 395	20%	1 672	1 378
Oshikoto	29 991	26 501	144 912	18%	902	793
Otjozondjupa	40 254	36 017	112 119	32%	933	689
Zambezi	14 015	12 902	73 010	18%	731	690
Total	544 406	470 519	1 779 271	26%	16 082	12 717

PUBLIC HEALTH ACTION (S)

- The COVID-19 vaccination programme is ongoing throughout the country.
- The public is encouraged to continue adhering to COVID-19 preventative measures as the situation is being observed.
- The government and development partners continue to prioritize the continuation of essential health services.


CHALLENGES

- Slow vaccine uptake among members of the public, and circulation of anti-vaccination information.
- Lack of transport to and from head office for sitrep signature.

RECOMMENDATIONS

- Encourage the public to get vaccinated and strengthen community health awareness to counteract anti-vaccination information in circulation.
- MoHSS must provide transport that will be available for sitrep team everyday or use digital signature.




APPROVED



INCIDENT MANAGER
08 AUGUST 2022



SECRETARIAT

For enquiries, please contact
Namibia Public Health Emergency Operations Centre;
 PHEOC@mhss.gov.na
 0800 100 100
 0851 100 100