



NAMIBIA COVID-19 SITUATION REPORT NO. 898

Outbreak Name	COVID-19 outbreak	Country affected	Namibia
Date & Time	03.09.2022 17h00	Investigation start Date	14 March 2020

HIGHLIGHTS/SITUATION UPDATE (03/09/2022)

CUMULATIVE

Tested 1 077 987

Confirmed 166 683

Active 47

Recovered 165 594

Vaccinated

1st doses 567 468 2nd doses 286 227
Booster doses 96 977

Deaths 4 077

TOTAL TODAY

Tested 82

Confirmed 2

Active 47

Recovered 0

Vaccinated

1st doses 121 2nd doses 70 Booster doses 109

Deaths 0

- A total of **166 683** cases have been recorded to-date, representing **7%** of the total population (**2 550 226**).
- More female cases **88 614 (53%)** have been recorded.
- Of the total confirmed cases, **5 721 (3%)** are Health Workers, with **0** new confirmed today.
 - 4 805 (84%) State; 904 (15.8%) Private, 12 (0.2%) Non-Governmental Organizations.
 - 5 717 (100%) recoveries and 25 (0.5%) deaths.
- The recovery rate now stands at **98%**.
- Khomas and Erongo regions reported the highest number of cases with **54 7524 (33%)** and **23 868 (14%)** respectively.
- Of the total fatalities **3 720 (91%)** are COVID-19 deaths while **356 (9%)** are COVID-19 related deaths.
- The case fatality rate now stands at **2.4%**.

Table 1: Distribution of confirmed COVID-19 cases by region, 03 September 2022

	New cases	New re-infections	Cum re-infections	Cum confirmed excluding re-infections	Active cases	Recoveries	Cum Deaths	Cum deaths with co-morbidities	Non-COVID deaths	Health Workers
Erongo	0	0	451	23869	6	23 878	431	355	5	529
Hardap	0	0	120	8807	5	8 657	265	168	0	193
Kharas	0	0	318	10726	0	10 881	163	138	0	324
Kavango East	0	0	77	6707	3	6 549	230	132	2	315
Kavango West	0	0	4	865	0	846	23	21	0	50
Khomas	0	0	1 370	54757	9	55 206	911	706	1	1 941
Kunene	0	0	73	5293	1	5 203	162	110	0	166
Ohangwena	1	0	58	6273	12	6 100	217	127	2	235
Omaheke	0	0	71	5388	1	5 166	291	205	1	152
Omusati	0	0	64	8009	1	7 727	345	211	0	295
Oshana	0	0	110	10907	3	10 609	404	244	1	613
Oshikoto	1	0	79	8219	2	8 082	212	160	2	388
Otjozondjupa	0	0	225	13209	2	13 143	288	196	1	389
Zambezi	0	0	30	3654	2	3 547	135	77	0	131
Total	2	0	3 050	166683	47	165 594	4 077	2 850	15	5 721

EPIDEMIOLOGICAL SITUATION IN NAMIBIA

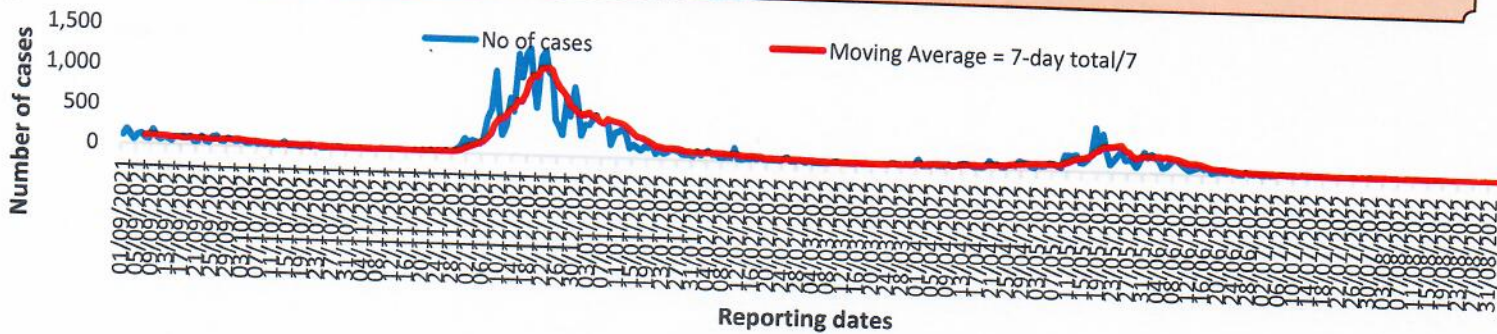
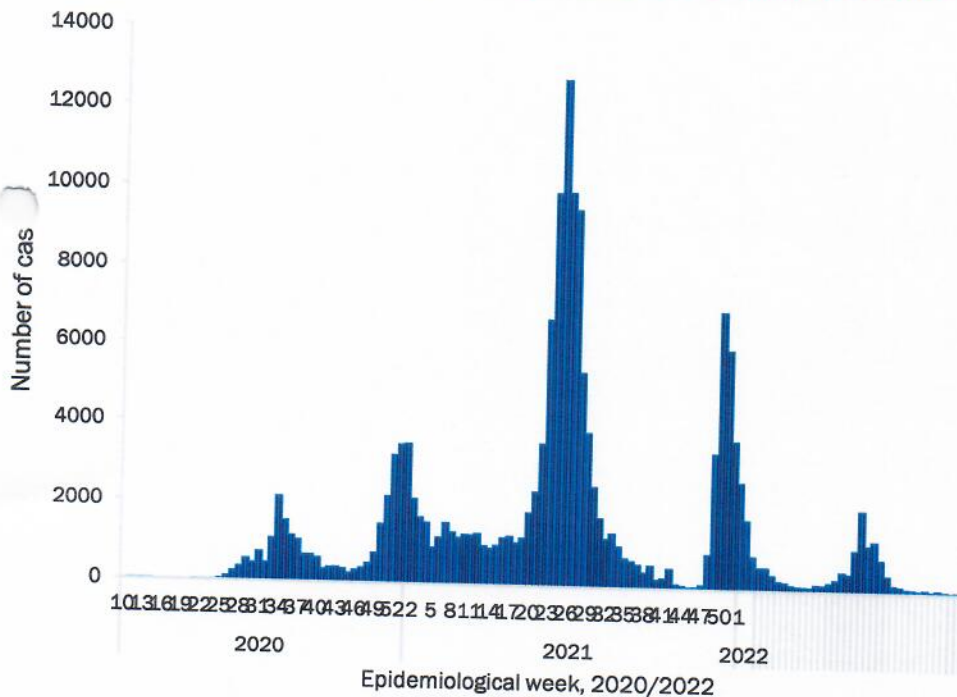


Figure 2: The 7 days moving average line chart for confirmed COVID-19 cases, 03 September 2022



- The highest peak of **12 787 (8%)** cases was recorded during week 25 of 2021 (Figure 3).
- The country has started seeing a gradual reduction in the average number of confirmed cases from 1424 to 29 from epi-week 26 to 40 of 2021.
- Another peak of **7005** cases was recorded in week 50 of 2021.
- The number of cases have started decreasing in the last three weeks as seen on the graph.

- The National Call Center continues operations for 24 hours daily.
- Today (03/09/2022), **176** calls were answered.

Figure 3: Epi-curve for confirmed COVID-19 case, 03 September 2022

Table 4: Number of people in quarantine 03 September 2022

Region	Newly quarantined 24 hours	Cumulative number	Number discharged	Number in quarantine now
Erongo	0	8 698	8 698	0
Hardap	0	3 269	3 269	0
Kavango (East and West)	0	1 852	1 852	0
Khomas	0	3 781	3 781	0
Kharas	0	10 000	10 000	0
Kunene	0	7 000	6 987	13
Ohangwena	0	924	924	0
Omaheke	1	24 196	24 185	11
Omusati	3	4 075	4 072	3
Oshana	0	402	402	0
Oshikoto	8	29 871	29 860	11
Otjozondjupa	0	1 932	1 932	0
Zambezi	0	2 252	2 252	0
Total	12	98 252	98 214	38

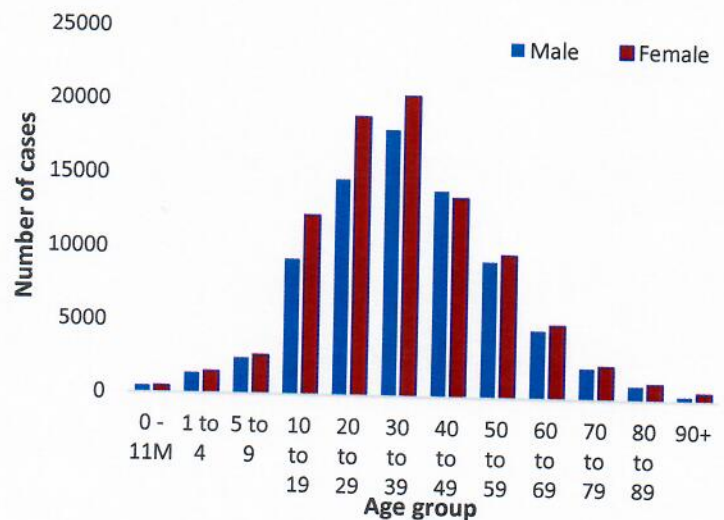
- Since March 2020, **98 252** people have been placed into quarantine around the country.
- A total of **32** people are currently in quarantine, with **12** new admissions.

Table 3: COVID-19 specimen recorded at the Laboratories 03 September 2022

VARIABLES	TOTAL
Total samples received by the Laboratory	1 077 851
Total samples tested	1 058 069
Total samples re-tested	19 665
Total positive results	166 681
Total negative results	891 219
Total samples discarded	117
Invalid results	0
Total pending results	0
Indeterminant/Inconclusive	169
Suspected cases in 24 hours (excluding re-tests)	768

- The laboratory testing capacity has been enhanced; with a total of twenty-three (23) laboratories carrying out the testing of samples: NIP, Path-Care, UNAM Molecular, Central Veterinary Laboratory, Namib Poultry, NAMDEB, NamPath, Namibia Central Pathology, DiagnoLab, High Care, Alpha Medical Laboratory, NCP, Maerua MC, Des-Jo Medical Test Centre, ProQuest Diagnostic Laboratory, MAXI, Medlink Laboratory Services, Biotech Medical, Covisure, Star Care, Soweto Medical Center, Hosea Kutako International Airport & Oshana Med Laboratory .
- To date, **1 077 907** tests (including **19 665** re-tests) have been conducted by authorized laboratories.
- Since the beginning of the outbreak, **178 536** contacts of confirmed cases have been identified, **0** contacts were identified within the last 24 hours from **4** regions.
- Cumulatively, **176 363** contacts have completed their monitoring period, while **303** contacts are lost to follow-up and a total of **29 307 (18%)** contacts of confirmed cases have tested positive.
- Today, **26 (86%)** out of **30** active contacts were monitored.

- Of the total confirmed cases, **99 955 (60%)** are in the 20-49 years age-brackets which constitutes the majority of the recorded cases.
- A total of **26 736 (16%)** of the confirmed cases are among the 5-19 years category.
- A total of **19 142 (11%)** of the confirmed cases are among the 50 - 59 years group.
- The under 5 years age group make up **3 724 (2%)** of the total cases whereas, **17 124 (10%)** are above 60 years of age.



4Figure 1: Age and Sex distribution of COVID-19 confirmed cases, 03 September 2022

Table 2: The current distribution for hospitalization of confirmed cases by region, 03 September 2022

Region	Hospitalized confirmed cases		Vaccinated		Intensive Care Unit		Vaccinated	
	Current	Previous	1 st dose	2 nd dose	Current	Previous	1 st dose	2 nd dose
Erongo	0	0	0	0	0	0	0	0
Hardap	0	0	0	0	0	0	0	0
Kharas	0	0	0	0	0	0	0	0
Kavango East	0	0	0	0	0	0	0	0
Kavango West	0	0	0	0	0	0	0	0
Khomas	1	1	0	0	0	0	0	0
Kunene	1	1	0	0	0	0	0	0
Ohangwena	0	0	0	0	0	0	0	0
Omaheke	0	0	0	0	0	0	0	0
Omusati	1	1	0	0	0	0	0	0
Oshana	1	1	0	0	0	0	0	0
Oshikoto	0	0	0	1	0	0	0	0
Otjozondjupa	0	1	0	0	0	0	0	0
Zambezi	0	0	0	0	0	0	0	0
Total	4	5	0	1	0	0	0	0

Table 6: Summary of COVID-19 vaccine 3rd doses administered, 03 September 2022

Region	Cumulative no. of persons vaccinated			
	Sinopharm	AstraZeneca	Pfizer	Booster Doses J&J
Erongo	2 658	1 199	3 818	1 483
Hardap	4 244	971	1 590	2 612
Kharas	2 412	657	714	997
Kavango East	2 136	573	1 255	2 631
Kavango West	2 092	806	1 205	2 049
Khomas	4 680	2 097	7 539	2 667
Kunene	3 013	1 087	958	1 949
Ohangwena	1 679	478	177	425
Omaheke	3 745	1 650	1 187	852
Omusati	3 377	1 246	1 066	943
Oshana	3 021	785	965	1 184
Oshikoto	2 328	590	436	606
Otjozondjupa	2 961	1 360	1 449	1 646
Zambezi	1 074	181	197	1 277
Total	39 420	13 680	22 556	21 321

Table 5: Summary of COVID-19 vaccine doses administered, 03 September 2022

Region	Cumulative no. of persons vaccinated with doses of Sinopharm, AstraZeneca, Sputnik V, Pfizer and Jassen & Johnson		Targeted Population	Vaccination Coverage (%)	Cumulative no. of Healthcare Workers vaccinated with doses of Sinopharm, AstraZeneca, Sputnik V, Pfizer and Jassen & Johnson	
	1 st dose	Fully vaccinated			1 st doses	Fully vaccinated
	Erongo	47 479			42 679	161 966
Hardap	33 008	28 489	69 121	41%	553	459
Kharas	28 210	23 850	69 786	34%	849	527
Kavango East	51 180	39 402	105 223	37%	1 324	1 084
Kavango West	37 615	30 437	57 210	53%	450	406
Khomas	114 319	101 905	362 620	28%	4 140	3 132
Kunene	33 996	28 005	72 991	38%	695	544
Ohangwena	39 407	32 928	174 546	19%	949	775
Omaheke	25 789	23 330	53 002	44%	430	342
Omusati	35 331	30 380	179 370	17%	1 063	838
Oshana	31 800	28 896	143 395	20%	1 672	1 378
Oshikoto	32 098	28 023	144 912	19%	904	794
Otjozondjupa	41 709	37 392	112 119	33%	934	690
Zambezi	15 527	14 310	73 010	20%	734	693
Total	567 468	490 025	1 779 271	28%	16 163	12 782

PUBLIC HEALTH ACTION (S)

- The COVID-19 vaccination programme is ongoing throughout the country.
- The public is encouraged to continue adhering to COVID-19 preventative measures as the situation is being observed.
- The government and development partners continue to prioritize the continuation of essential health services.

CHALLENGES

- Slow vaccine uptake among members of the public, and circulation of anti-vaccination information.
- Lack of transport to and from head office for sitrep signature.


RECOMMENDATIONS

- Encourage the public to get vaccinated and strengthen community health awareness to counteract anti-vaccination information in circulation.
- MoHSS must provide transport that will be available for sitrep team everyday or use digital signature.

APPROVED



INCIDENT MANAGER
03/09/ 2022



SECRETARIAT

For enquiries, please contact
Namibia Public Health Emergency Operations Centre;
 PHEOC@mhss.gov.na
 0800 100 100
 0851 100 100