



## NAMIBIA COVID-19 SITUATION REPORT NO. 867

|               |                     |                          |               |
|---------------|---------------------|--------------------------|---------------|
| Outbreak Name | COVID-19 outbreak   | Country affected         | Namibia       |
| Date & Time   | 03.08.2022<br>17h00 | Investigation start Date | 14 March 2020 |

### HIGHLIGHTS/SITUATION UPDATE (03/08/2022)

#### CUMULATIVE

Tested 1 071 116

Confirmed 166 530

Active 131

Recovered 165 352

Vaccinated

1<sup>st</sup> doses 543 100 2<sup>nd</sup> doses 280 566  
Booster doses 83 063

Deaths 4 073

#### TOTAL TODAY

Tested 404

Confirmed 10

Active 131

Recovered 2

Vaccinated

1<sup>st</sup> doses 602 2<sup>nd</sup> doses 95 Booster doses 132

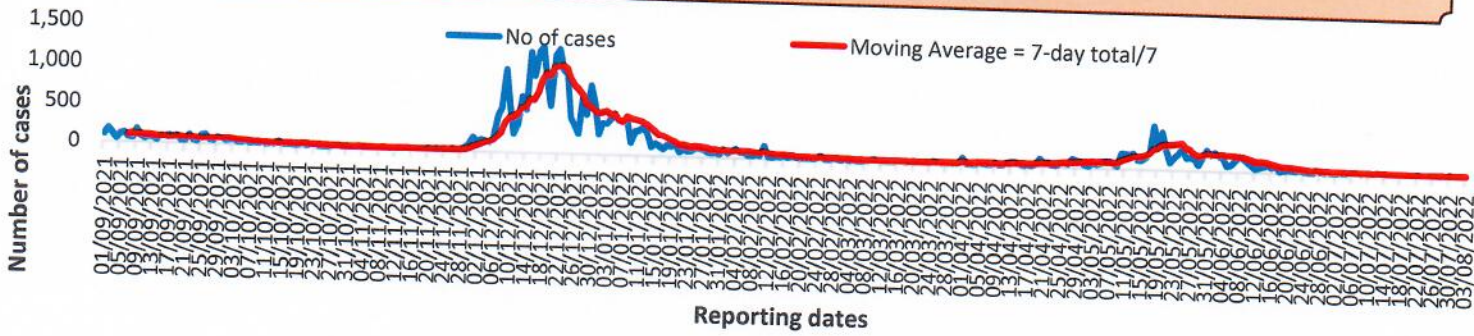
Deaths 0

- A total of **166 530** cases have been recorded to-date, representing **7%** of the total population (**2 550 226**).
- More female cases **88 532 (53%)** have been recorded.
- Of the total confirmed cases, **5 711 (3%)** are Health Workers, with **0** new confirmed today.
  - 4 798 (84.1%) State; 902 (15.8%) Private, 11 (0.2%) Non-Governmental Organizations.
  - 5 710 (100%) recoveries and 25 (0.5%) deaths.
- The recovery rate now stands at **97%**.
- Khomas and Erongo regions reported the highest number of cases with **54 716 (34%)** and **23 843 (14%)** respectively.
- Of the total fatalities **3 719 (91%)** are COVID-19 deaths while **354 (9%)** are COVID-19 related deaths.
- The case fatality rate now stands at **2.4%**.

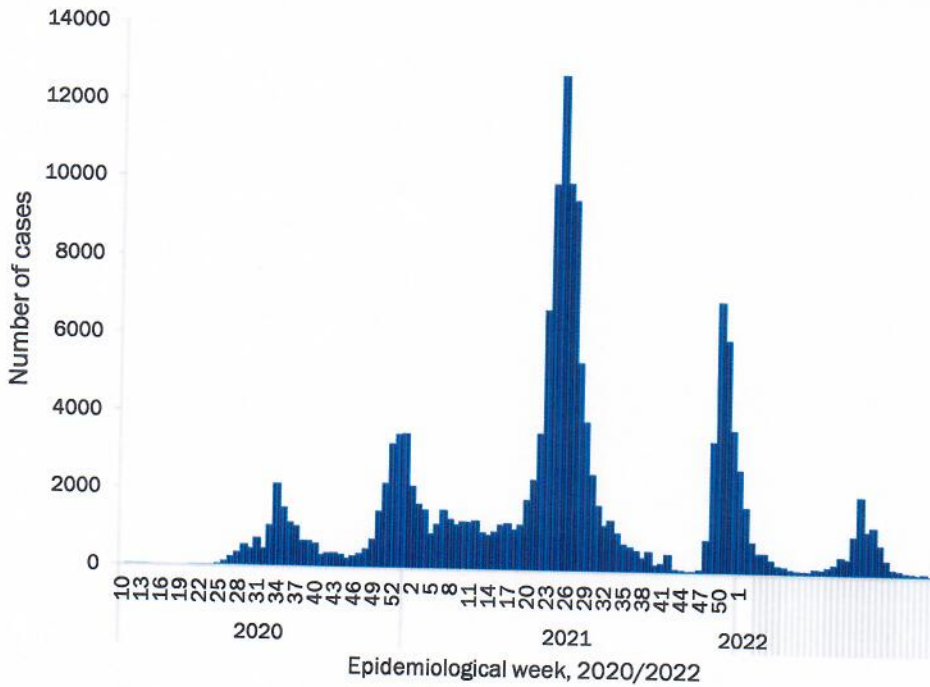
**Table 1: Distribution of confirmed COVID-19 cases by region, 03 August 2022**

|              | New cases | New re-infections | Cum re-infections | Cum confirmed excluding re-infections | Active cases | Recoveries     | Cum Deaths   | Cum deaths with co-morbidities | Non-COVID deaths | Health Workers |
|--------------|-----------|-------------------|-------------------|---------------------------------------|--------------|----------------|--------------|--------------------------------|------------------|----------------|
| Erongo       | 4         | 0                 | 451               | 23 847                                | 23           | 23 839         | 431          | 355                            | 5                | 528            |
| Hardap       | 0         | 0                 | 119               | 8 803                                 | 0            | 8 657          | 265          | 168                            | 0                | 193            |
| Kharas       | 0         | 0                 | 318               | 10 721                                | 1            | 10 875         | 163          | 138                            | 0                | 324            |
| Kavango East | 0         | 0                 | 77                | 6 704                                 | 1            | 6 548          | 230          | 132                            | 2                | 315            |
| Kavango West | 0         | 0                 | 4                 | 865                                   | 23           | 823            | 23           | 21                             | 0                | 50             |
| Kunene       | 1         | 0                 | 73                | 5 291                                 | 19           | 55 157         | 910          | 706                            | 1                | 1 938          |
| Ohangwena    | 0         | 0                 | 57                | 6 249                                 | 1            | 5 202          | 161          | 110                            | 0                | 166            |
| Omaheke      | 0         | 0                 | 71                | 5 387                                 | 25           | 6 063          | 216          | 127                            | 2                | 235            |
| Omusati      | 0         | 0                 | 60                | 7 965                                 | 7            | 5 159          | 291          | 205                            | 1                | 152            |
| Oshana       | 0         | 0                 | 110               | 10 904                                | 11           | 7 670          | 344          | 211                            | 0                | 289            |
| Oshikoto     | 3         | 0                 | 79                | 8 217                                 | 4            | 10 605         | 404          | 244                            | 1                | 613            |
| Otjozondjupa | 0         | 0                 | 225               | 13 203                                | 6            | 8 076          | 212          | 160                            | 2                | 388            |
| Zambezi      | 0         | 0                 | 30                | 3 654                                 | 2            | 13 137         | 288          | 196                            | 1                | 389            |
| <b>Total</b> | <b>10</b> | <b>0</b>          | <b>3 041</b>      | <b>166 530</b>                        | <b>131</b>   | <b>165 352</b> | <b>4 073</b> | <b>2 850</b>                   | <b>15</b>        | <b>5 711</b>   |

## EPIDEMIOLOGICAL SITUATION IN NAMIBA



**Figure 2: The 7 days moving average line chart for confirmed COVID-19 cases, 03 August 2022**



- The highest peak of **12 787 (8%)** cases was recorded during week 25 of 2021 (Figure 3).
- The country has started seeing a gradual reduction in the average number of confirmed cases from 1424 to 29 from epi-week 26 to 40 of 2021.
- Another peak of **7005** cases was recorded in week 50 of 2021
- The number of cases have started decreasing in the last three weeks as seen on the graph.

- The National Call Center continues operations for 24 hours daily.
- Today (03/08/2022), **130** calls were answered.

**Figure 3: Epi-curve for confirmed COVID-19 case, 03 August 2022**

**Table 4: Number of people in quarantine 03 August 2022**

| Region                  | Newly quarantined 24 hours | Cumulative number | Number discharged | Number in quarantine now |
|-------------------------|----------------------------|-------------------|-------------------|--------------------------|
| Erongo                  | 0                          | 8 685             | 8 676             | 9                        |
| Hardap                  | 0                          | 3 269             | 3 269             | 0                        |
| Kavango (East and West) | 0                          | 1 852             | 1 835             | 17                       |
| Khomas                  | 0                          | 3 781             | 3 781             | 0                        |
| Kharas                  | 0                          | 10 000            | 10 000            | 0                        |
| Kunene                  | 0                          | 6 968             | 6 966             | 2                        |
| Ohangwena               | 0                          | 924               | 924               | 0                        |
| Omaheke                 | 0                          | 24 055            | 23 987            | 68                       |
| Omusati                 | 0                          | 4 031             | 4 027             | 4                        |
| Oshana                  | 0                          | 402               | 402               | 0                        |
| Oshikoto                | 0                          | 29 781            | 29 768            | 13                       |
| Otjozondjupa            | 0                          | 1 932             | 1 932             | 0                        |
| Zambezi                 | 0                          | 2 252             | 2 244             | 8                        |
| <b>Total</b>            | <b>0</b>                   | <b>97 932</b>     | <b>97 811</b>     | <b>121</b>               |

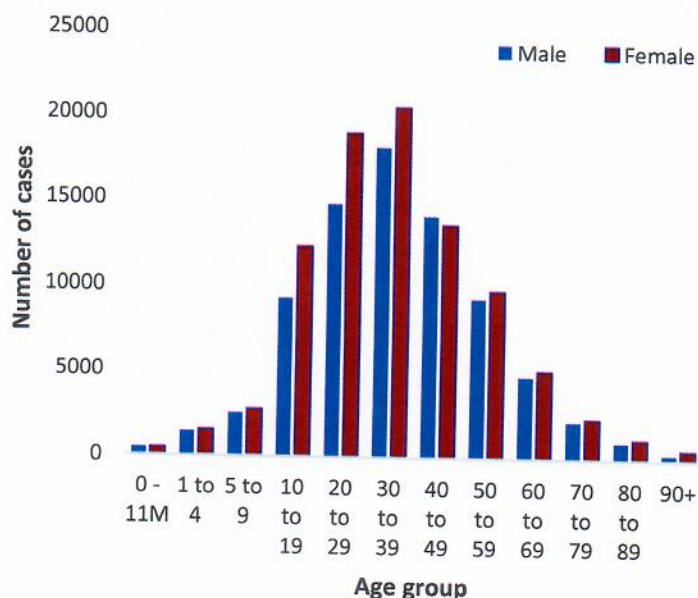
- Since March 2020, **97 932** people have been placed into quarantine around the country.
- A total of **121** people are currently in quarantine, with **0** new admissions.

**Table 3: COVID-19 specimen recorded at the Laboratories 03 August 2022**

| VARIABLES  | TOTAL     |
|--|-----------|
| Total samples received by the Laboratory         | 1 071 064 |
| Total samples tested                             | 1 051 319 |
| Total samples re-tested                          | 19 628    |
| Total positive results                           | 166 530   |
| Total negative results                           | 884 626   |
| Total samples discarded                          | 117       |
| Invalid results                                  | 0         |
| Total pending results                            | 0         |
| Indeterminant/Inconclusive                       | 163       |
| Suspected cases in 24 hours (excluding re-tests) | 396       |

- The laboratory testing capacity has been enhanced; with a total of twenty-three (23) laboratories carrying out the testing of samples: NIP, Path-Care, UNAM Molecular, Central Veterinary Laboratory, Namib Poultry, NAMDEB, NamPath, Namibia Central Pathology, DiagnoLab, High Care, Alpha Medical Laboratory, NCP, Maerua MC, Des-Jo Medical Test Centre, ProQuest Diagnostic Laboratory, MAXI, Medlink Laboratory Services, Biotech Medical, Covisure, Star Care, Soweto Medical Center, Hosea Kutako International Airport & Oshana Med Laboratory .
- To date, **1 071 116** tests (including **19 628** re-tests) have been conducted by authorized laboratories.
- Since the beginning of the outbreak, **178 160** contacts of confirmed cases have been identified, **28** contacts were identified within the last 24 hours from **12** regions.
- Cumulatively, **175 931** contacts have completed their monitoring period, while **300** contacts are lost to follow-up and a total of **29 278 (18%)** contacts of confirmed cases have tested positive.
- Today, **23 (38%)** out of **60** active contacts were monitored.

- Of the total confirmed cases, **99 877 (60%)** are in the 20-49 years age-brackets which constitutes the majority of the recorded cases.
- A total of **26 698 (16%)** of the confirmed cases are among the 5-19 years category.
- A total of **19 131 (11%)** of the confirmed cases are among the 50 - 59 years group.
- The under 5 years age group make up **3 719 (2%)** of the total cases whereas, **17 105 (10%)** are above 60 years of age.



**Table 2: The current distribution for hospitalization of confirmed cases by region, 03 August 2022**

| Region       | Hospitalized confirmed cases |          | Vaccinated           |                      | Intensive Care Unit |          | Vaccinated           |                      |
|--------------|------------------------------|----------|----------------------|----------------------|---------------------|----------|----------------------|----------------------|
|              | Current                      | Previous | 1 <sup>st</sup> dose | 2 <sup>nd</sup> dose | Current             | Previous | 1 <sup>st</sup> dose | 2 <sup>nd</sup> dose |
| Erongo       | 0                            | 0        | 0                    | 0                    | 0                   | 0        | 0                    | 0                    |
| Hardap       | 0                            | 0        | 0                    | 0                    | 0                   | 0        | 0                    | 0                    |
| Karas        | 0                            | 0        | 0                    | 0                    | 0                   | 0        | 0                    | 0                    |
| Kavango East | 0                            | 0        | 0                    | 0                    | 0                   | 0        | 0                    | 0                    |
| Kavango West | 0                            | 0        | 0                    | 0                    | 0                   | 0        | 0                    | 0                    |
| Khomas       | 0                            | 0        | 0                    | 0                    | 0                   | 1        | 0                    | 0                    |
| Kunene       | 0                            | 0        | 0                    | 0                    | 0                   | 0        | 0                    | 0                    |
| Ohangwena    | 1                            | 1        | 0                    | 0                    | 0                   | 0        | 0                    | 0                    |
| Omaheke      | 0                            | 0        | 0                    | 0                    | 0                   | 0        | 0                    | 0                    |
| Omusati      | 0                            | 0        | 0                    | 0                    | 0                   | 0        | 0                    | 0                    |
| Oshana       | 2                            | 2        | 1                    | 0                    | 0                   | 0        | 0                    | 0                    |
| Oshikoto     | 1                            | 1        | 0                    | 0                    | 0                   | 0        | 0                    | 0                    |
| Otjozondjupa | 1                            | 0        | 0                    | 0                    | 0                   | 0        | 0                    | 0                    |
| Zambezi      | 2                            | 1        | 0                    | 0                    | 0                   | 0        | 0                    | 0                    |
| <b>Total</b> | <b>7</b>                     | <b>5</b> | <b>1</b>             | <b>0</b>             | <b>0</b>            | <b>1</b> | <b>0</b>             | <b>0</b>             |

**Table 6: Summary of COVID-19 vaccine 3<sup>rd</sup> doses administered, 03 August 2022**

| Region       | Cumulative no. of persons vaccinated |               |               |                   |
|--------------|--------------------------------------|---------------|---------------|-------------------|
|              | Sinopharm                            | AstraZeneca   | Pfizer        | Booster Doses J&J |
| Erongo       | 2 427                                | 1 095         | 3 786         | 1 142             |
| Hardap       | 3 760                                | 916           | 1 468         | 2 042             |
| Kharas       | 1 972                                | 478           | 635           | 529               |
| Kavango East | 1 621                                | 523           | 993           | 1 693             |
| Kavango West | 1 581                                | 591           | 905           | 1 391             |
| Khomas       | 4 461                                | 2 018         | 7 470         | 2 409             |
| Kunene       | 2 623                                | 953           | 863           | 1 569             |
| Ohangwena    | 1 259                                | 395           | 139           | 321               |
| Omaheke      | 3 346                                | 1 561         | 1 107         | 252               |
| Omusati      | 2 822                                | 1 032         | 925           | 672               |
| Oshana       | 2 758                                | 726           | 927           | 1010              |
| Oshikoto     | 1 972                                | 533           | 396           | 417               |
| Otjozondjupa | 2 718                                | 1 211         | 1 425         | 1186              |
| Zambezi      | 981                                  | 164           | 177           | 899               |
| <b>Total</b> | <b>34 301</b>                        | <b>12 196</b> | <b>21 216</b> | <b>15 532</b>     |

**Table 5: Summary of COVID-19 vaccine doses administered, 03 August 2022**

| Region       | Cumulative no. of persons vaccinated with doses of Sinopharm, AstraZeneca, Sputnik V, Pfizer and Jassen & Johnson |                  | Targeted Population | Vaccination Coverage (%) | Cumulative no. of Healthcare Workers vaccinated with doses of Sinopharm, AstraZeneca, Sputnik V, Pfizer and Jassen & Johnson |                  |
|--------------|---|------------------|---------------------|--------------------------|--|------------------|
|              | 1 <sup>st</sup> dose  | Fully vaccinated |                     |                          | 1 <sup>st</sup> doses  | Fully vaccinated |
|              | Erongo  | 46 716           |                     |                          | 42 003   | 161 966          |
| Hardap       | 31 960  | 27 622           | 69 121              | 40%                      | 553  | 458              |
| Kharas       | 26 393  | 22 627           | 69 786              | 32%                      | 839  | 518              |
| Kavango East | 47 604  | 36 266           | 105 223             | 34%                      | 1 314  | 1 067            |
| Kavango West | 34 874  | 28 068           | 57 210              | 49%                      | 447  | 403              |
| Khomas       | 113 222   | 100 784          | 362 620             | 28%                      | 4 122  | 3 112            |
| Kunene       | 31 910  | 26 279           | 72 991              | 36%                      | 695  | 544              |
| Ohangwena    | 37 444  | 31 122           | 174 546             | 18%                      | 943  | 769              |
| Omaheke      | 24 928  | 22 462           | 53 002              | 42%                      | 430  | 342              |
| Omusati      | 33 364  | 29 008           | 179 370             | 16%                      | 1 030  | 811              |
| Oshana       | 31 187  | 28 276           | 143 395             | 20%                      | 1 672  | 1 378            |
| Oshikoto     | 29 982  | 26 482           | 144 912             | 18%                      | 902  | 793              |
| Otjozondjupa | 40 254  | 36 017           | 112 119             | 32%                      | 933  | 689              |
| Zambezi      | 13 948  | 12 826           | 73 010              | 17%                      | 730  | 689              |
| <b>Total</b> | <b>543 786</b>  | <b>469 842</b>   | <b>1 779 271</b>    | <b>26%</b>               | <b>16 065</b>  | <b>12 691</b>    |

**PUBLIC HEALTH ACTION (S)**

- The COVID-19 vaccination programme is ongoing throughout the country.
- The public is encouraged to continue adhering to COVID-19 preventative measures as the situation is being observed.
- The government and development partners continue to prioritize the continuation of essential health services.

**CHALLENGES**

- Slow vaccine uptake among members of the public, and circulation of anti-vaccination information.
- Lack of transport to and from head office for sitrep signature.


**RECOMMENDATIONS**

- Encourage the public to get vaccinated and strengthen community health awareness to counteract anti-vaccination information in circulation.
- MoHSS must provide transport that will be available for sitrep team everyday or use digital signature.




APPROVED



INCIDENT MANAGER  
03 AUGUST 2022



SECRETARIAT

For enquiries, please contact  
**Namibia Public Health Emergency Operations Centre;**  
 [PHEOC@mhss.gov.na](mailto:PHEOC@mhss.gov.na)  
 0800 100 100  
 0851 100 100