



NAMIBIA COVID-19 SITUATION REPORT NO. 853

Outbreak Name	COVID-19 outbreak	Country affected	Namibia
Date & Time	20.07.2022 17h00	Investigation start Date	14 March 2020

HIGHLIGHTS/SITUATION UPDATE (20/07/2022)

CUMULATIVE

Tested 1 067 667

Confirmed 166 405

Active 127

Recovered 165 227

Vaccinated

1st doses 531 021 2nd doses 279 615
Booster doses 80 973

Deaths 4 071

TOTAL TODAY

Tested 226

Confirmed 8

Active 127

Recovered 18

Vaccinated

1st doses 4 204 2nd doses 182 Booster doses 429

Deaths 0

- A total of **166 405** cases have been recorded to-date, representing **7%** of the total population (**2 550 226**).
- More female cases **88 474 (53%)** have been recorded.
- Of the total confirmed cases, **5 710 (3%)** are Health Workers, with **0** new confirmed today.
 - **4 798 (84.1%)** State; **902 (15.8%)** Private, **10 (0.2%)** Non-Governmental Organizations.
 - **5 692 (100%)** recoveries and **25 (0.5%)** deaths.
- The recovery rate now stands at **97%**.
- **Khomas** and **Erongo** regions reported the highest number of cases with **54 687 (33%)** and **23 812 (14%)** respectively.
- Of the total fatalities **3 718 (91%)** are COVID-19 deaths while **353 (9%)** are COVID-19 related deaths.
- The case fatality rate now stands at **2.4%**.

Table 1: Distribution of confirmed COVID-19 cases by region, 19 July 2022

	New cases	New re-infections	Cum re-infections	Cum confirmed excluding re-infections	Active cases	Recoveries	Cum Deaths	Cum deaths with co-morbidities	Non-COVID deaths	Health Workers
Erongo	0	0	450	23 812	12	23 815	430	355	5	528
Hardap	0	0	119	8 803	0	8 657	265	168	0	193
ǀKaras	0	1	317	10 719	26	10 847	163	138	0	324
Kavango East	1	0	77	6 704	4	6 545	230	132	2	315
Kavango West	0	0	4	865	23	823	23	21	0	50
Khomas	5	0	1 365	54 692	17	55 129	910	706	1	1 937
Kunene	0	0	73	5 290	0	5 202	161	110	0	166
Ohangwena	0	0	57	6 244	25	6 059	215	127	2	235
Omaheke	0	0	71	5 379	0	5 158	291	205	1	152
Omusati	1	0	59	7 946	3	7 658	344	211	0	289
Oshana	0	0	109	10 896	12	10 588	404	244	1	613
Oshikoto	0	0	79	8 210	0	8 075	212	160	2	388
Otjozondjupa	1	0	225	13 199	2	13 133	288	196	1	389
Zambezi	0	0	30	3 646	3	3 538	135	77	0	131
Total	8	1	3 035	166 405	127	165 227	4071	2 840	15	5 710

EPIDEMIOLOGICAL SITUATION IN NAMIBA

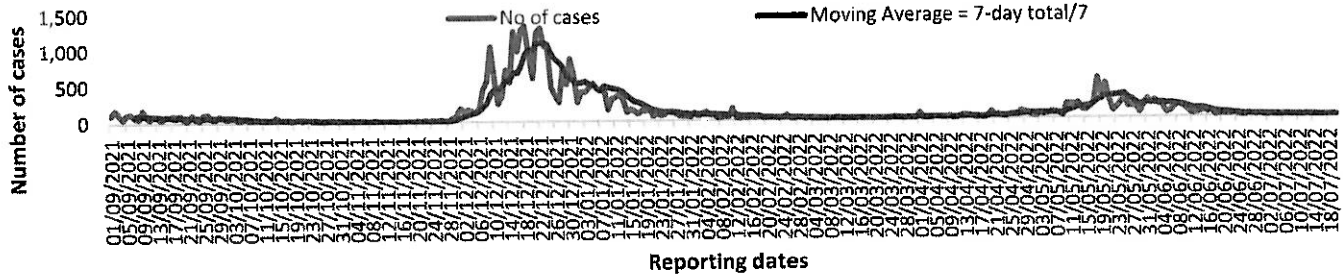
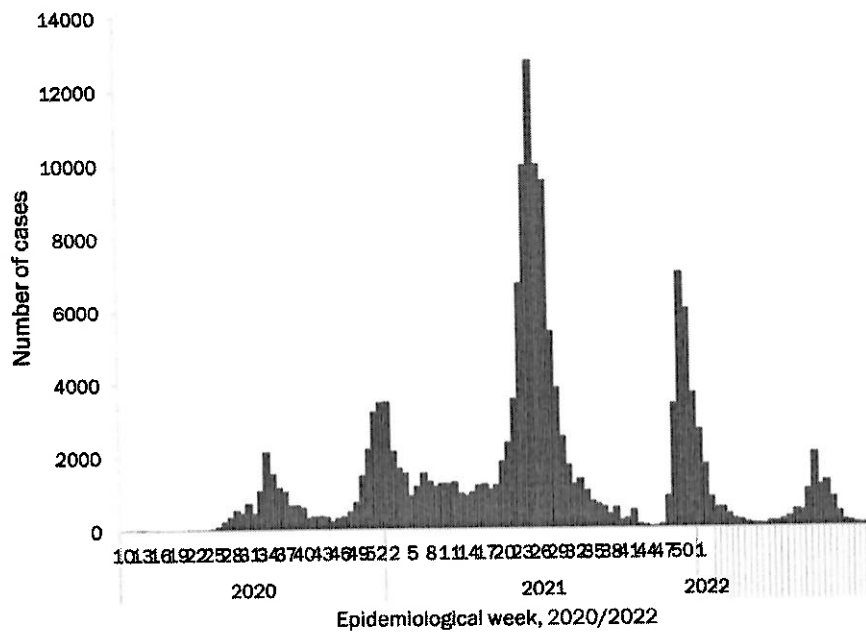


Figure 2: The 7 days moving average line chart for confirmed COVID-19 cases, 20 July 2022



- The highest peak of 12 787 (8%) cases was recorded during week 25 of 2021 (Figure 3).
- The country has started seeing a gradual reduction in the average number of confirmed cases from 1424 to 29 from epi-week 26 to 40 of 2021.
- Another peak of 7005 cases was recorded in week 50 of 2021.
- The number of cases have started decreasing in the last three weeks as seen on the graph.
- The National Call Center continues operations for 24 hours daily.
- Today (20/07/2022), 46 calls were answered.

Figure 3: Epi-curve for confirmed COVID-19 case, 20 July 2022

Table 4: Number of people in quarantine 20 July 2022

Region	Newly quarantined 24 hours	Cumulative number	Number discharged	Number in quarantine now
Erongo	0	8 673	8 667	6
Hardap	0	3 269	3 269	0
Kavango (East and West)	0	1 835	1 835	0
Khomas	0	3 781	3 781	0
Kharas	0	10 000	10 000	0
Kunene	0	6 959	6 955	4
Ohangwena	0	924	924	0
Omaheke	28	23 772	23 649	123
Omusati	0	4 021	4 021	0
Oshana	0	402	402	0
Oshikoto	10	29 728	29 708	20
Otjozondjupa	0	1 932	1 932	0
Zambezi	0	2 252	2 244	8
Total	38	97 548	97 387	161

- Since March 2020, 97 548 people have been placed into quarantine around the country.
- A total of 161 people are currently in quarantine, with 38 new admissions.

Table 3: COVID-19 specimen recorded at the Laboratories 20 July 2022

VARIABLES	TOTAL
Total samples received by the Laboratory	1 067 615
Total samples tested	1 047 886
Total samples re-tested	19 612
Total positive results	166 405
Total negative results	881 322
Total samples discarded	117
Invalid results	0
Total pending results	0
Indeterminant/Inconclusive	159
Suspected cases in 24 hours (excluding re-tests)	225

- The laboratory testing capacity has been enhanced; with a total of twenty-three (23) laboratories carrying out the testing of samples: NIP, Path-Care, UNAM Molecular, Central Veterinary Laboratory, Namib Poultry, NAMDEB, NamPath, Namibia Central Pathology, DiagnoLab, High Care, Alpha Medical Laboratory, NCP, Maerua MC, Des-Jo Medical Test Centre, ProQuest Diagnostic Laboratory, MAXI, Medlink Laboratory Services, Biotech Medical, Covisure, Star Care, Soweto Medical Center, Hosea Kutako International Airport & Oshana Med Laboratory .
- To date, 1 067 667 tests (including 19 612 re-tests) have been conducted by authorized laboratories.
- Since the beginning of the outbreak, 177 047 contacts of confirmed cases have been identified, 12 contact was identified within the last 24 hours from 9 regions.
- Cumulatively, 174 734 contacts have completed their monitoring period, while 299 contacts are lost to follow-up and a total of 29 253 (18%) contacts of confirmed cases have tested positive.
- Today, 138 (83%) out of 166 contacts were monitored.

- Of the total confirmed cases, 99 809 (60%) are in the 20-49 years age-brackets which constitutes the majority of the recorded cases.
- A total of 26 672 (16%) of the confirmed cases are among the 5-19 years category.
- A total of 19 121 (11%) of the confirmed cases are among the 50 - 59 years group.
- The under 5 years age group make up 3 710 (2%) of the total cases whereas, 17 093 (10%) are above 60 years of age.

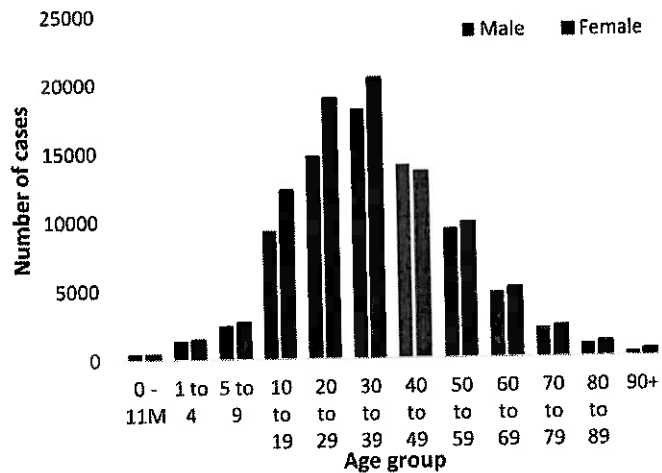


Figure 1: Age and Sex distribution of COVID-19 confirmed cases, 20 July 2022

Table 2: The current distribution for hospitalization of confirmed cases by region, 20 July 2022

Region	Hospitalized confirmed cases		Vaccinated		Intensive Care Unit		Vaccinated	
	Current	Previous	1 st dose	2 nd dose	Current	Previous	1 st dose	2 nd dose
Erongo	3	3	0	0	0	0	0	0
Hardap	1	1	0	0	0	0	0	0
!Karas	1	1	0	0	0	0	0	0
Kavango East	0	0	0	0	0	0	0	0
Kavango West	0	0	0	0	0	0	0	0
Khomas	1	1	0	0	1	1	0	0
Kunene	0	0	0	0	0	0	0	0
Oshana	4	4	0	0	0	0	0	0
Oshikoto	0	0	0	0	0	0	0	0
Otjozondjupa	3	3	0	0	0	0	0	0
Zambezi	0	0	0	0	0	0	0	0
Total	18	18	0	0	1	1	0	0

Table 6: Summary of COVID-19 vaccine 3rd doses administered, 20 July 2022

Region	Cumulative no. of persons vaccinated			
	Sinopharm	AstraZeneca	Pfizer	Booster Doses J&J
Erongo	2 399	1 077	3 771	1 091
Hardap	3 681	898	1 437	1 876
Kharas	1 919	468	616	482
Kavango East	1 571	510	972	1 628
Kavango West	1 551	580	897	1 361
Khomas	4 418	1 976	7 436	2 306
Kunene	2 580	933	862	1 522
Ohangwena	1 193	373	127	310
Omaheke	3 317	1 553	1 102	190
Omusati	2 581	943	905	625
Oshana	2 683	693	900	957
Oshikoto	1 898	512	390	386
Otjozondjupa	2 687	1 193	1 414	1 186
Zambezi	958	159	168	752
Total	33 436	11 868	20 997	14 672

Table 5: Summary of COVID-19 vaccine doses administered, 20 July 2022

Region	Cumulative no. of persons vaccinated with doses of Sinopharm, AstraZeneca, Sputnik V, Pfizer and Jassen & Johnson		Targeted Population	Vaccination Coverage (%)	Cumulative no. of Healthcare Workers vaccinated with doses of Sinopharm, AstraZeneca, Sputnik V, Pfizer and Jassen & Johnson	
	1 st dose	Fully vaccinated			1 st doses	Fully vaccinated
Erongo	45 930	41 229	161 966	25%	1 453	1 116
Hardap	31 436	27 077	69 121	39%	552	456
Kharas	25 944	22 174	69 786	31%	839	518
Kavango East	46 751	35 563	105 223	33%	1 299	1 046
Kavango West	34 507	27 785	57 210	48%	446	403
Khomas	111 117	98 777	362 620	27%	4 122	3 112
Kunene	31 477	25 836	72 991	35%	695	544
Ohangwena	36 269	30 016	174 546	17%	943	769
Omaheke	24 684	22 218	53 002	42%	430	342
Omusati	32 318	28 195	179 370	15%	1 030	811
Oshana	29 902	27 021	143 395	18%	1 669	1 375
Oshikoto	29 142	25 712	144 912	17%	902	793
Otjozondjupa	38 855	34 561	112 119	30%	933	689
Zambezi	12 689	11 692	73 010	15%	727	686
Total	531 021	457 856	1 779 271	25%	16 040	12 660

PUBLIC HEALTH ACTION (S)

- The COVID-19 vaccination programme is ongoing throughout the country.
- The public is encouraged to continue adhering to COVID-19 preventative measures as the situation is being observed.
- The government and development partners continue to prioritize the continuation of essential health services.

CHALLENGES

Slow vaccine uptake among members of the public, and circulation of anti-vaccination information.

RECOMMENDATIONS

Encourage the public to get vaccinated and strengthen community health awareness to counteract anti-vaccination information in circulation.


APPROVED


INCIDENT MANAGER
20 JULY 2022




SECRETARIAT

For enquiries, please contact
Namibia Public Health Emergency Operations Centre;

 PHEOC@mhss.gov.na

 0800 100 100

 0851 100 100