



NAMIBIA COVID-19 SITUATION REPORT NO. 852

Outbreak Name	COVID-19 outbreak	Country affected	Namibia
Date & Time	19.07.2022 17h00	Investigation start Date	14 March 2020

HIGHLIGHTS/SITUATION UPDATE (19/07/2022)

CUMULATIVE

Tested 1 067 441

Confirmed 166 397

Active 136

Recovered 165 209

Vaccinated
1st doses 528 488 2nd doses 279 488
Booster doses 80 175

Deaths 4 071

TOTAL TODAY

Tested 283

Confirmed 6

Active 136

Recovered 12

Vaccinated
1st doses 4 204 2nd doses 182 Booster doses 429

Deaths 1

- A total of **166 397** cases have been recorded to-date, representing 7% of the total population (2 550 226).
- More female cases **88 473 (53%)** have been recorded.
- Of the total confirmed cases, **5 710 (3%)** are Health Workers, with **0** new confirmed today.
 - 4 798 (84.1%) State; 902 (15.8%) Private, 10 (0.2%) Non-Governmental Organizations.
 - 5 692 (100%) recoveries and 25 (0.5%) deaths.
- The recovery rate now stands at **97%**.
- Khomas and Erongo regions reported the highest number of cases with **54 687 (33%)** and **23 812 (14%)** respectively.
- Of the total fatalities **3 717 (91%)** are COVID-19 deaths while **353 (9%)** are COVID-19 related deaths.
- The case fatality rate now stands at **2.4%**.

Table 1: Distribution of confirmed COVID-19 cases by region, 19 July 2022

	New cases	New re-infections	Cum re-infections	Cum confirmed excluding re-infections	Active cases	Recoveries	Cum Deaths	Cum deaths with co-morbidities	Non-COVID deaths	Health Workers
Erongo	0	0	450	23 812	18	23 809	430	355	5	528
Hardap	0	0	119	8 803	0	8 657	265	168	0	193
Kharas	1	0	316	10 719	25	10 847	163	138	0	324
Kavango East	0	0	77	6 703	3	6 545	230	132	2	315
Kavango West	0	0	4	865	23	823	23	21	0	50
Khomas	2	0	1 365	54 687	23	55 118	910	706	1	1 937
Kunene	0	0	73	5 290	0	5 202	161	110	0	166
Oshana	2	0	57	6 244	25	6 059	215	127	2	235
Omaheke	0	0	71	5 379	0	5 158	291	205	1	152
Omusati	1	0	59	7 945	3	7 657	344	211	0	289
Oshana	0	0	109	10 896	12	10 588	404	244	1	613
Oshikoto	0	0	79	8 210	0	8 075	212	160	2	388
Otjozondjupa	0	0	225	13 198	1	13 133	288	196	1	389
Zambezi	0	0	30	3 646	3	3 538	135	77	0	131
Total	6	0	3 034	166 397	136	165 209	4071	2 840	15	5 710

EPIDEMIOLOGICAL SITUATION IN NAMIBIA

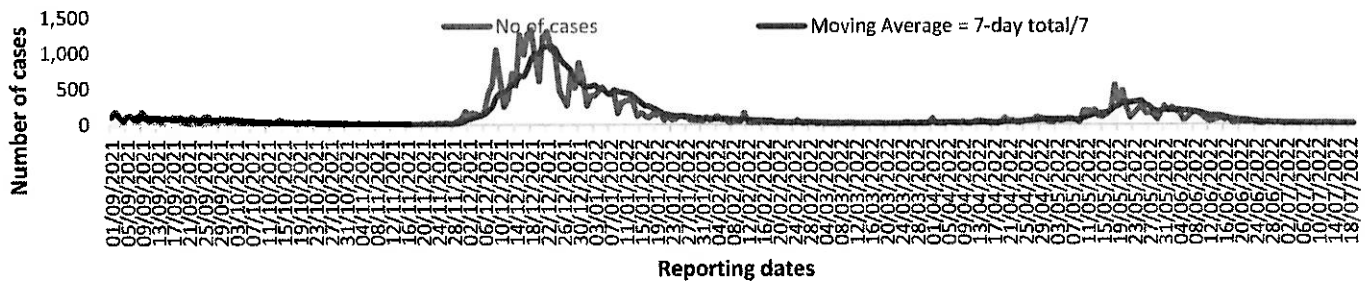
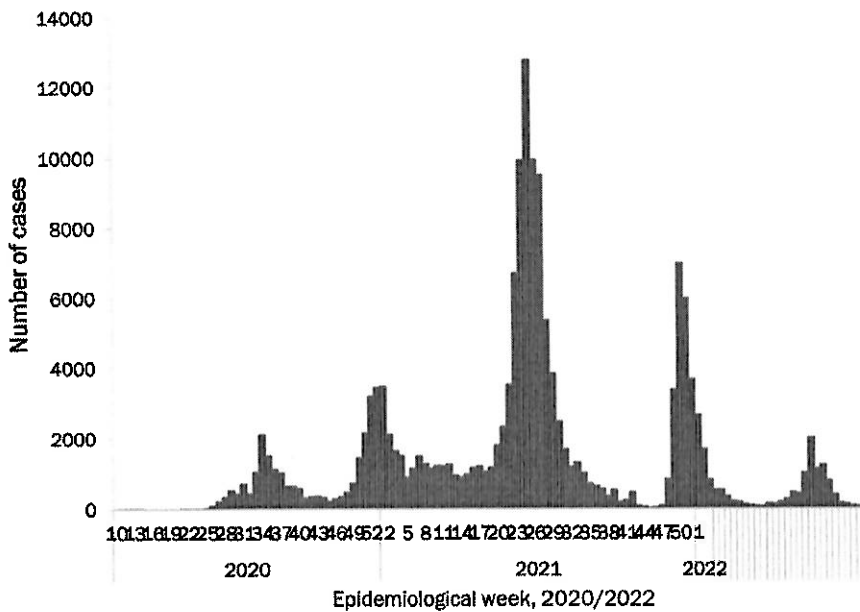


Figure 2: The 7 days moving average line chart for confirmed COVID-19 cases, 19 July 2022



- The highest peak of **12 787 (8%)** cases was recorded during week 25 of 2021 (Figure 3).
- The country has started seeing a gradual reduction in the average number of confirmed cases from 1424 to 29 from epi-week 26 to 40 of 2021.
- Another peak of **7005** cases was recorded in week 50 of 2021.
- The number of cases have started decreasing in the last three weeks as seen on the graph.

- The National Call Center continues operations for 24 hours daily.
- Today (19/07/2022), 77 calls were answered.

Figure 3: Epi-curve for confirmed COVID-19 case, 19 July 2022

Table 4: Number of people in quarantine 19 July 2022

Region	Newly quarantined 24 hours	Cumulative number	Number discharged	Number in quarantine now
Erongo	1	8 673	8 666	7
Hardap	0	3 269	3 269	0
Kavango (East and West)	0	1 835	1 818	17
Khomas	0	3 781	3 781	0
ǀKaras	0	10 000	10 000	0
Kunene	4	6 959	6 955	4
Ohangwena	0	924	924	0
Omaheke	134	23 744	23 600	144
Omusati	0	4 021	4 021	0
Oshana	0	402	402	0
Oshikoto	0	29 718	29 708	10
Otjozondjupa	0	1 932	1 932	0
Zambezi	0	2 252	2 244	8
Total	139	97 510	97 320	190

- Since March 2020, 97 510 people have been placed into quarantine around the country.
- A total of 190 people are currently in quarantine, with 139 new admissions.

**Table 3: COVID-19 specimen recorded at the Laboratories
19 July 2022**

VARIABLES	TOTAL
Total samples received by the Laboratory	1 067 389
Total samples tested	1 047 661
Total samples re-tested	19 611
Total positive results	166 397
Total negative results	881 106
Total samples discarded	117
Invalid results	0
Total pending results	0
Indeterminant/Inconclusive	158
Suspected cases in 24 hours (excluding re-tests)	283

- The laboratory testing capacity has been enhanced; with a total of twenty-three (23) laboratories carrying out the testing of samples: NIP, Path-Care, UNAM Molecular, Central Veterinary Laboratory, Namib Poultry, NAMDEB, NamPath, Namibia Central Pathology, DiagnoLab, High Care, Alpha Medical Laboratory, NCP, Maerua MC, Des-Jo Medical Test Centre, ProQuest Diagnostic Laboratory, MAXI, Medlink Laboratory Services, Biotech Medical, Covisure, Star Care, Soweto Medical Center, Hosea Kutako International Airport & Oshana Med Laboratory .
- To date, **1 067 441** tests (including **19 611** re-tests) have been conducted by authorized laboratories.
- Since the beginning of the outbreak, **177 035** contacts of confirmed cases have been identified, **3** contact was identified within the last 24 hours from **8** regions.
- Cumulatively, **174 729** contacts have completed their monitoring period, while **299** contacts are lost to follow-up and a total of **29 253 (18%)** contacts of confirmed cases have tested positive.
- Today, **131 (82%)** out of **159** contacts were monitored.

- Of the total confirmed cases, **99 807 (60%)** are in the 20-49 years age-brackets which constitutes the majority of the recorded cases.
- A total of **26 672 (16%)** of the confirmed cases are among the 5-19 years category.
- A total of **19 120 (11%)** of the confirmed cases are among the 50 - 59 years group.
- The under 5 years age group make up **3 709 (2%)** of the total cases whereas, **17 089 (10%)** are above 60 years of age.

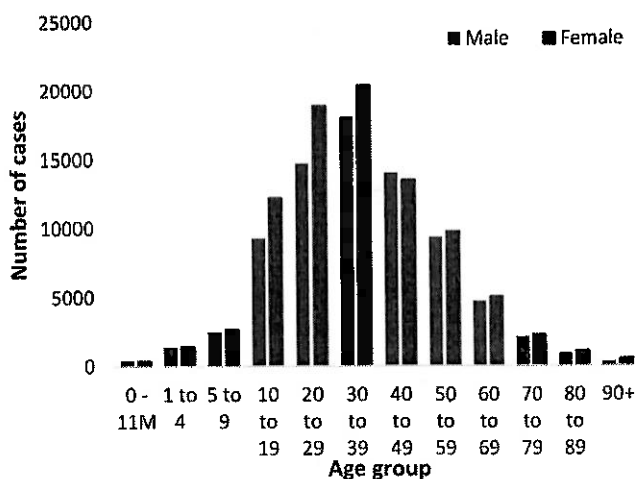


Figure 1: Age and Sex distribution of COVID-19 confirmed cases, 19 July 2022

Table 2: The current distribution for hospitalization of confirmed cases by region, 19 July 2022

Region	Hospitalized confirmed cases		Vaccinated		Intensive Care Unit		Vaccinated	
	Current	Previous	1 st dose	2 nd dose	Current	Previous	1 st dose	2 nd dose
Erongo	3	6	0	0	0	0	0	0
Hardap	1	1	0	0	0	0	0	0
ǀKaras	1	1	0	0	0	0	0	0
Kavango East	0	0	0	0	0	0	0	0
Kavango West	0	0	0	0	0	0	0	0
Khomas	1	2	0	0	1	1	0	0
Kunene	0	0	0	0	0	0	0	0
Oshana	4	7	0	0	0	0	0	0
Omaheke	0	0	0	0	0	0	0	0
Omusati	1	2	0	0	0	0	0	0
Oshana	4	4	0	0	0	0	0	0
Oshikoto	0	1	0	0	0	0	0	0
Otjozondjupa	3	3	0	0	0	0	0	0
Zambezi	0	0	0	0	0	0	0	0
Total	18	27	0	0	1	1	0	0

Table 6: Summary of COVID-19 vaccine 3rd doses administered, 19 July 2022

Region	Cumulative no. of persons vaccinated			
	Sinopharm	AstraZeneca	Pfizer	Booster Doses J&J
Erongo	2 384	1 072	3 757	1 087
Hardap	3 669	896	1 435	1 855
Kharas	1 916	462	614	477
Kavango East	1 571	510	972	1 628
Kavango West	1 537	580	890	1 361
Khomas	4 403	1 973	7 433	2 295
Kunene	2 572	931	862	1 518
Ohangwena	1 176	370	127	308
Omaheke	3 308	1 551	1 101	173
Omusati	2 562	934	904	617
Oshana	2 666	683	898	945
Oshikoto	1 886	512	390	383
Otjozondjupa	2 677	1 187	1 412	708
Zambezi	958	159	168	752
Total	33 285	11 820	20 963	14 107

Table 5: Summary of COVID-19 vaccine doses administered, 19 July 2022

Region	Cumulative no. of persons vaccinated with doses of Sinopharm, AstraZeneca, Sputnik V, Pfizer and Jassen & Johnson		Targeted Population	Vaccination Coverage (%)	Cumulative no. of Healthcare Workers vaccinated with doses of Sinopharm, AstraZeneca, Sputnik V, Pfizer and Jassen & Johnson	
	1 st dose	Fully vaccinated			1 st doses	Fully vaccinated
Erongo	45 780	41 074	161 966	25%	1 453	1 116
Hardap	31 372	27 000	69 121	39%	552	456
Kharas	25 880	22 105	69 786	31%	839	518
Kavango East	46 751	35 563	105 223	33%	1 299	1 046
Kavango West	34 421	27 755	57 210	48%	446	403
Khomas	110 699	98 366	362 620	27%	4 122	3 112
Kunene	31 407	25 772	72 991	35%	695	544
Ohangwena	35 742	29 488	174 546	17%	943	769
Omaheke	24 636	22 172	53 002	42%	430	342
Omusati	32 170	28 114	179 370	15%	1 030	811
Oshana	29 605	26 734	143 395	18%	1 668	1 374
Oshikoto	28 994	25 573	144 912	17%	902	793
Otjozondjupa	38 342	34 057	112 119	30%	933	689
Zambezi	12 689	11 692	73 010	15%	727	686
Total	528 488	455 465	1 779 271	25%	16 039	12 659

PUBLIC HEALTH ACTION (S)

- The COVID-19 vaccination programme is ongoing throughout the country.
- The public is encouraged to continue adhering to COVID-19 preventative measures as the situation is being observed.
- The government and development partners continue to prioritize the continuation of essential health services.

CHALLENGES

Slow vaccine uptake among members of the public, and circulation of anti-vaccination information.

RECOMMENDATIONS

Encourage the public to get vaccinated and strengthen community health awareness to counteract anti-vaccination information in circulation.

APPROVED



INCIDENT MANAGER
19 JULY 2022

SECRETARIAT

For enquiries, please contact
Namibia Public Health Emergency Operations Centre;



PIHEOC@mhss.gov.na



0800 100 100



0851 100 100