



**NAMIBIA COVID-19 SITUATION REPORT NO. 849**

<b>Outbreak Name</b>	COVID-19 outbreak	<b>Country affected</b>	Namibia
<b>Date &amp; Time</b>	16.07.2022 17h00	<b>Investigation start Date</b>	14 March 2020

**HIGHLIGHTS/SITUATION UPDATE (16/07/2022)**

**CUMULATIVE**

**Tested 1 066 801**

**Confirmed 166 383**

**Active 145**

**Recovered 165 188**

**Vaccinated**  
1<sup>st</sup> doses 521 871 2<sup>nd</sup> doses 279 146  
Booster doses 79 390

**Deaths 4 069**

---

**TOTAL TODAY**

**Tested 237**

**Confirmed 11**

**Active 145**

**Recovered 7**

**Vaccinated**  
1<sup>st</sup> doses 186 2<sup>nd</sup> doses 04 Booster doses 24

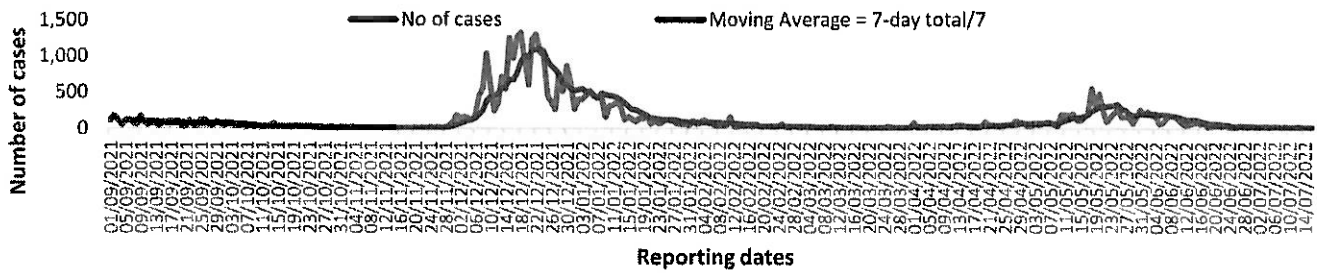
**Deaths 0**

- A total of **166 383** cases have been recorded to-date, representing 7% of the total population (2 550 226).
- More female cases **88 465 (53%)** have been recorded.
- Of the total confirmed cases, **5 708 (3%)** are Health Workers, with **0** new confirmed today.
  - 4 797 (84.1%) State; 901 (15.8%) Private, 10 (0.2%) Non-Governmental Organizations.
  - 5 692 (100%) recoveries and 25 (0.5%) deaths.
- The recovery rate now stands at **97%**.
- Khomas and Erongo regions reported the highest number of cases with **54 680 (33%)** and **23 812 (14%)** respectively.
- Of the total fatalities **3 717 (91%)** are COVID-19 deaths while **352 (9%)** are COVID-19 related deaths.
- The case fatality rate now stands at **2.4%**.

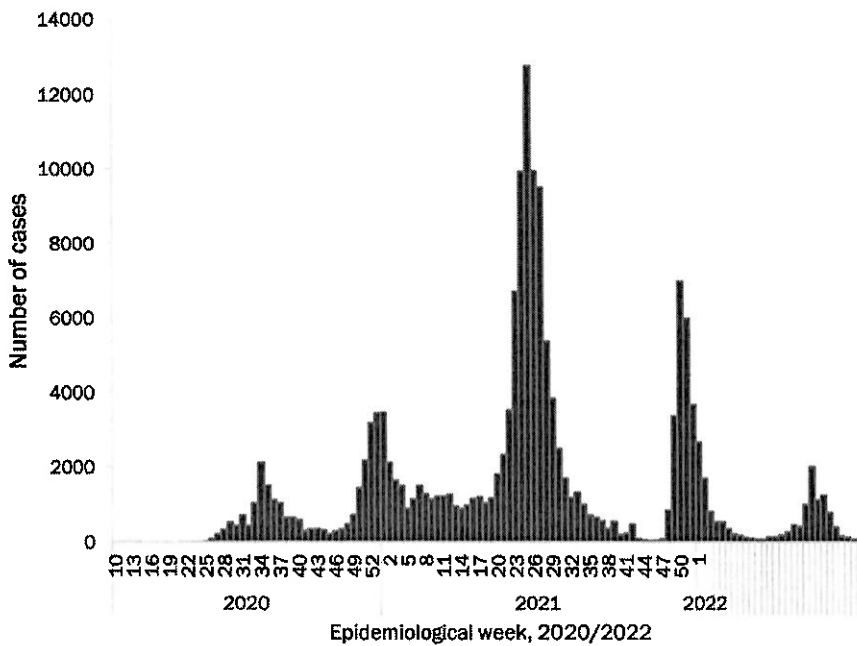
**Table 1: Distribution of confirmed COVID-19 cases by region, 16 July 2022**

	New cases	New re-infections	Cum re-infections	Cum confirmed excluding re-infections	Active cases	Recoveries	Cum Deaths	Cum deaths with co-morbidities	Non-COVID deaths	Health Workers
Erongo	0	0	450	23 812	18	23 809	430	355	5	528
Hardap	0	0	119	8 803	0	8 657	265	168	0	193
Karas	1	0	316	10 718	24	10 847	163	138	0	324
Kavango East	0	0	77	6 703	3	6 545	230	132	2	315
Kavango West	0	0	4	865	23	823	23	21	0	50
Khomas	1	0	1 365	54 680	30	55 104	910	706	1	1 936
Kunene	1	0	73	5 290	1	5 202	160	110	0	166
Ohangwena	3	0	57	6 242	25	6 058	214	127	2	235
Omaheke	0	0	71	5 379	0	5 158	291	205	1	152
Omusati	0	0	59	7 943	1	7 657	344	211	0	289
Oshana	2	0	109	10 895	11	10 588	404	244	1	613
Oshikoto	0	0	79	8 210	0	8 075	212	160	2	388
Otjozondjupa	1	0	225	13 197	6	13 127	288	196	1	388
Zambezi	2	0	30	3 646	3	3 538	135	77	0	131
<b>Total</b>	<b>11</b>	<b>0</b>	<b>3 034</b>	<b>166 383</b>	<b>145</b>	<b>165 188</b>	<b>4 069</b>	<b>2 840</b>	<b>15</b>	<b>5 708</b>

## EPIDEMIOLOGICAL SITUATION IN NAMIBA



**Figure 2: The 7 days moving average line chart for confirmed COVID-19 cases, 16 July 2022**



- The highest peak of 12 787 (8%) cases was recorded during week 25 of 2021 (Figure 3).
- The country has started seeing a gradual reduction in the average number of confirmed cases from 1424 to 29 from epi-week 26 to 40 of 2021.
- Another peak of 7005 cases was recorded in week 50 of 2021.
- The number of cases have started decreasing in the last three weeks as seen on the graph.

- The National Call Center continues operations for 24 hours daily.
- Today (16/07/2022), 8 calls were answered.

**Figure 3: Epi-curve for confirmed COVID-19 case, 16 July 2022**

**Table 4: Number of people in quarantine 16 July 2022**

Region	Newly quarantined 24 hours	Cumulative number	Number discharged	Number in quarantine now
Erongo	0	8 672	8 666	6
Hardap	0	3 269	3 269	0
Kavango (East and West)	0	1 835	1 818	17
Khomas	0	3 781	3 781	0
Kharas	0	10 000	10 000	0
Kunene	0	6 955	6 947	8
Ohangwena	0	924	924	0
Omaheke	0	23 610	23 571	39
Omusati	0	4 021	4 020	1
Oshana	0	402	402	0
Oshikoto	21	29 708	29 669	39
Otjozondjupa	0	1 932	1 932	0
Zambezi	0	2 252	2 244	8
<b>Total</b>	<b>21</b>	<b>97 361</b>	<b>97 243</b>	<b>118</b>

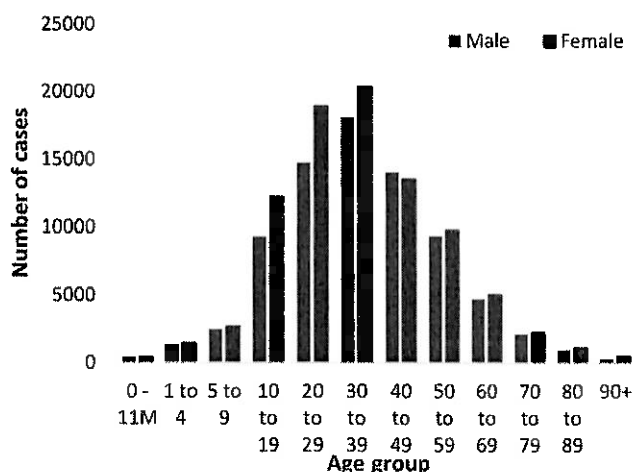
- Since March 2020, 97 361 people have been placed into quarantine around the country.
- A total of 118 people are currently in quarantine, with 21 new admissions.

**Table 3: COVID-19 specimen recorded at the Laboratories  
16 July 2022**

VARIABLES	TOTAL
Total samples received by the Laboratory	1 066 749
Total samples tested	1 047 022
Total samples re-tested	19 610
Total positive results	166 383
Total negative results	880 481
Total samples discarded	117
Invalid results	0
Total pending results	0
Indeterminant/Inconclusive	158
Suspected cases in 24 hours (excluding re-tests)	237

- The laboratory testing capacity has been enhanced; with a total of twenty-three (23) laboratories carrying out the testing of samples: NIP, Path-Care, UNAM Molecular, Central Veterinary Laboratory, Namib Poultry, NAMDEB, NamPath, Namibia Central Pathology, DiagnoLab, High Care, Alpha Medical Laboratory, NCP, Maerua MC, Des-Jo Medical Test Centre, ProQuest Diagnostic Laboratory, MAXI, Medlink Laboratory Services, Biotech Medical, Covisure, Star Care, Soweto Medical Center, Hosea Kutako International Airport & Oshana Med Laboratory .
- To date, **1 066 801** tests (including **19 610** re-tests) have been conducted by authorized laboratories.
- Since the beginning of the outbreak, **176 418** contacts of confirmed cases have been identified, **16** contact was identified within the last 24 hours from 10 regions.
- Cumulatively, **173 591** contacts have completed their monitoring period, while **299** contacts are lost to follow-up and a total of **29 190 (18%)** contacts of confirmed cases have tested positive.
- Today, **680 (76%)** out of **896** contacts were monitored.

- Of the total confirmed cases, **99 795 (60%)** are in the 20-49 years age-brackets which constitutes the majority of the recorded cases.
- A total of **26 672 (16%)** of the confirmed cases are among the 5-19 years category.
- A total of **19 120 (11%)** of the confirmed cases are among the 50 - 59 years group.
- The under 5 years age group make up **3 709 (2%)** of the total cases whereas, **17 087 (10%)** are above 60 years of age.



**Figure 1: Age and Sex distribution of COVID-19 confirmed cases, 16 July 2022**

**Table 2: The current distribution for hospitalization of confirmed cases by region, 16 July 2022**

Region	Hospitalized confirmed cases		Vaccinated		Intensive Care Unit		Vaccinated	
	Current	Previous	1 <sup>st</sup> dose	2 <sup>nd</sup> dose	Current	Previous	1 <sup>st</sup> dose	2 <sup>nd</sup> dose
Erongo	6	6	0	0	0	0	0	0
Hardap	1	1	0	0	0	0	0	0
ǀKaras	1	1	0	0	0	0	0	0
Kavango East	0	0	0	0	0	0	0	0
Kavango West	0	0	0	0	0	0	0	0
Khomas	1	1	0	0	1	1	0	0
Kunene	0	0	0	0	0	0	0	0
Ohangwena	7	7	0	0	0	0	0	0
Omaheke	0	0	0	0	0	0	0	0
Omusati	1	1	0	0	0	0	0	0
Oshana	4	4	0	0	0	0	0	0
Oshikoto	1	1	0	0	0	0	0	0
Otjozondjupa	3	3	0	0	0	0	0	0
Zambezi	0	1	0	0	0	0	0	0
<b>Total</b>	<b>25</b>	<b>26</b>	<b>0</b>	<b>0</b>	<b>1</b>	<b>1</b>	<b>0</b>	<b>0</b>

**Table 6: Summary of COVID-19 vaccine 3<sup>rd</sup> doses administered, 16 July 2022**

Region	Cumulative no. of persons vaccinated			
	Sinopharm	AstraZeneca	Pfizer	Booster Doses J&J
Erongo	2 377	1 067	3 749	1 072
Hardap	3 644	889	1 423	1 813
Kharas	1 895	455	612	458
Kavango East	1 558	508	964	1 584
Kavango West	1 503	575	880	1 355
Khomas	4 386	1 966	7 401	2 199
Kunene	2 554	921	861	1 507
Ohangwena	1 167	366	125	305
Omaheke	3 303	1 548	1 098	161
Omusati	2 528	916	900	602
Oshana	2 631	668	898	938
Oshikoto	1 847	498	388	363
Otjozondjupa	2 672	1 184	1 412	708
Zambezi	947	156	168	717
<b>Total</b>	<b>33 012</b>	<b>11 717</b>	<b>20 879</b>	<b>13 782</b>

**Table 5: Summary of COVID-19 vaccine doses administered, 16 July 2022**

Region	Cumulative no. of persons vaccinated with doses of Sinopharm, AstraZeneca, Sputnik V, Pfizer and Jassen & Johnson		Targeted Population	Vaccination Coverage (%)	Cumulative no. of Healthcare Workers vaccinated with doses of Sinopharm, AstraZeneca, Sputnik V, Pfizer and Jassen & Johnson	
	1 <sup>st</sup> dose	Fully vaccinated			1 <sup>st</sup> doses	Fully vaccinated
Erongo	45 353	40 668	161 966	24%	1 453	1 116
Hardap	31 193	26 826	69 121	38%	552	456
Kharas	25 627	21 866	69 786	30%	839	518
Kavango East	46 067	35 001	105 223	32%	1 299	1 046
Kavango West	33 933	27 390	57 210	47%	444	401
Khomas	109 683	97 367	362 620	26%	4 122	3 112
Kunene	31 162	25 548	72 991	34%	695	544
Ohangwena	35 414	29 181	174 546	16%	942	769
Omaheke	24 505	22 038	53 002	41%	430	342
Omusati	31 499	27 623	179 370	15%	1 030	811
Oshana	28 738	25 889	143 395	16%	1 667	1 373
Oshikoto	28 415	25 001	144 912	16%	902	793
Otjozondjupa	38 166	33 877	112 119	29%	933	689
Zambezi	12 116	11 194	73 010	14%	727	686
<b>Total</b>	<b>521 871</b>	<b>449 469</b>	<b>1 779 271</b>	<b>24%</b>	<b>16 035</b>	<b>12 656</b>

**PUBLIC HEALTH ACTION (S)**

- The COVID-19 vaccination programme is ongoing throughout the country.
- The public is encouraged to continue adhering to COVID-19 preventative measures as the situation is being observed.
- The government and development partners continue to prioritize the continuation of essential health services.

**CHALLENGES**

Slow vaccine uptake among members of the public, and circulation of anti-vaccination information.

**RECOMMENDATIONS**

Encourage the public to get vaccinated and strengthen community health awareness to counteract anti-vaccination information in circulation.

APPROVED





INCIDENT MANAGER  
16 JULY 2022




SECRETARIAT

For enquiries, please contact  
Namibia Public Health Emergency Operations Centre;

 [PHEOC@mhss.gov.na](mailto:PHEOC@mhss.gov.na)

 0800 100 100

 0851 100 100