



NAMIBIA COVID-19 SITUATION REPORT NO. 836

Outbreak Name	COVID-19 outbreak	Country affected	Namibia
Date & Time	03.07.2022 17h00	Investigation start Date	14 March 2020

HIGHLIGHTS/SITUATION UPDATE (03/07/2022)

CUMULATIVE

Tested 1 062 360

Confirmed 166 224

Active 368

Recovered 164 799

Vaccinated

1st doses 499 766 2nd doses 277 930 Booster doses 76 321

Deaths 4 065

TOTAL TODAY

Tested 370

Confirmed 17

Active 368

Recovered 3

Vaccinated

1st doses 58 2nd doses 12 Booster doses 16

Deaths 0

- A total of **166 224** cases have been recorded to-date, representing **6%** of the total population (**2 550 226**).
- More female cases **88 364 (53%)** have been recorded.
- Of the total confirmed cases, **5 696 (3%)** are Health Workers, with **0** new confirmed today.
 - **4 789 (84.4%)** State; **898 (15.4%)** Private, **9 (0.1%)** Non-Governmental Organizations.
 - **5 692 (100%)** recoveries and **25 (0.5%)** deaths.
- The recovery rate now stands at **97%**.
- Khomas and Erongo regions reported the highest number of cases with **54 635 (33%)** and **23 784 (14%)** respectively.
- Of the total fatalities **3 715 (92%)** are COVID-19 deaths while **350 (8%)** are COVID-19 related deaths.
- The case fatality rate now stands at **2.5%**.

Table 1: Distribution of confirmed COVID-19 cases by region, 03 July 2022

	New cases	New re-infections	Cum re-infections	Cum confirmed excluding re-infections	Active cases	Recoveries	Cum Deaths	Cum deaths with co-morbidities	Non-COVID deaths	Health Workers
Erongo	7	0	448	23 784	34	23 763	430	355	5	527
Hardap	0	0	119	8 802	2	8 654	265	168	0	193
ǀKaras	3	0	315	10 706	11	10 847	163	138	0	324
Kavango East	0	0	77	6 696	11	6 530	230	132	2	313
Kavango West	0	0	4	865	23	823	23	21	0	50
Khomas	4	0	1 362	54 635	60	55 026	910	706	1	1 934
Kunene	0	1	73	5 289	7	5 196	159	110	0	166
Ohangwena	0	0	55	6 211	147	5 904	213	126	2	230
Omaheke	0	0	71	5 379	0	5 158	291	205	1	152
Omusati	0	0	59	7 939	10	7 644	344	211	0	289
Oshana	3	0	109	10 884	35	10 554	403	244	1	613
Oshikoto	0	0	79	8 205	9	8 062	211	160	2	388
Otjozondjupa	0	0	222	13 192	8	13 117	288	196	1	388
Zambezi	0	0	30	3 637	11	3 521	135	77	0	129
Total	17	1	3 023	166 224	368	164 799	4 065	2 849	15	5 696

EPIDEMIOLOGICAL SITUATION IN NAMIBIA

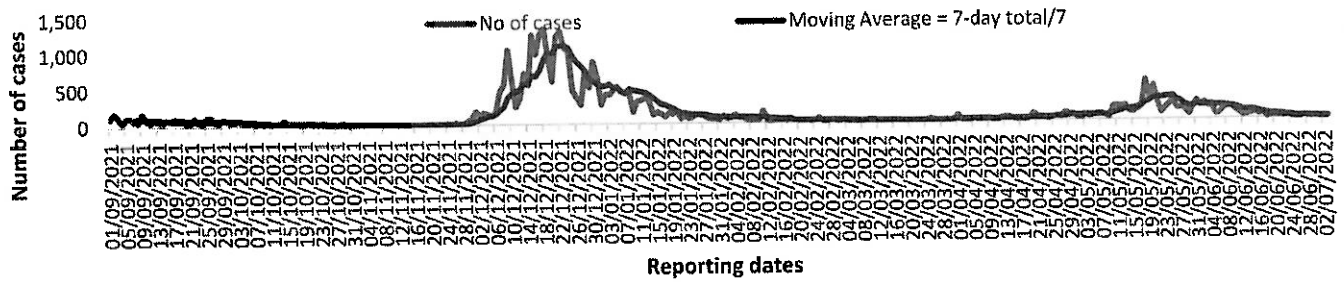
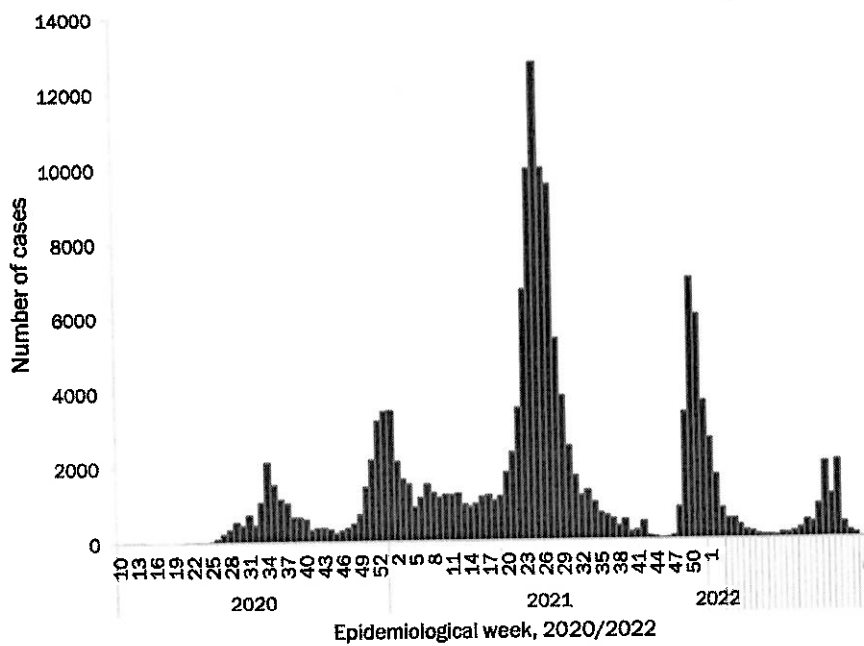


Figure 2: The 7 days moving average line chart for confirmed COVID-19 cases, 03 July 2022



- The highest peak of **12 787 (8%)** cases was recorded during week 25 of 2021 (Figure 3).
- The country has started seeing a gradual reduction in the average number of confirmed cases from 1424 to 29 from epi-week 26 to 40 of 2021.
- Another peak of **7005** cases was recorded in week 50 of 2021
- The number of cases have started increasing again in the last three weeks as seen on the graph.
- The National Call Center continues operations for 24 hours daily.
- Today (03/07/2022), 0 calls were answered.

Figure 3: Epi-curve for confirmed COVID-19 case, 03 July 2022

Table 4: Number of people in quarantine 03 July 2022

Region	Newly quarantined 24 hours	Cumulative number	Number discharged	Number in quarantine now
Erongo	0	8520	8516	4
Hardap	0	3269	3269	0
Kavango (East and West)	0	1816	1816	0
Khomas	0	3781	3781	0
Kharas	0	10000	10000	0
Kunene	0	6949	6930	19
Oshana	0	924	924	0
Omaheke	0	23342	23296	46
Omusati	0	4019	4019	0
Oshana	0	402	402	0
Oshikoto	0	29568	29529	39
Otjozondjupa	0	1932	1932	0
Zambezi	0	2252	2237	15
Total	0	96774	96651	123

- Since March 2020, **96 774** people have been placed into quarantine around the country.
- A total of **123** people are currently in quarantine, with **0** new admissions.

**Table 3: COVID-19 specimen recorded at the Laboratories
03 July 2022**

VARIABLES	TOTAL
Total samples received by the Laboratory	1 062 308
Total samples tested	1 042 623
Total samples re-tested	19 568
Total positive results	166 224
Total negative results	876 244
Total samples discarded	117
Invalid results	0
Total pending results	0
Indeterminant/Inconclusive	155
Suspected cases in 24 hours (excluding re-tests)	368

- The laboratory testing capacity has been enhanced; with a total of twenty-three (23) laboratories carrying out the testing of samples: NIP, Path-Care, UNAM Molecular, Central Veterinary Laboratory, Namib Poultry, NAMDEB, NamPath, Namibia Central Pathology, DiagnoLab, High Care, Alpha Medical Laboratory, NCP, Maerua MC, Des-Jo Medical Test Centre, ProQuest Diagnostic Laboratory, MAXI, Medlink Laboratory Services, Biotech Medical, Covisure, Star Care, Soweto Medical Center, Hosea Kutako International Airport & Oshana Med Laboratory .
- To date, **1 062 360** tests (including **19 568** re-tests) have been conducted by authorized laboratories.
- Since the beginning of the outbreak, **176 908** contacts of confirmed cases have been identified, **1** contact was identified within the last 24 hours from 7 regions.
- Cumulatively, **174 515** contacts have completed their monitoring period, while **299** contacts are lost to follow-up and a total of **29 248 (18%)** contacts of confirmed cases have tested positive.
- Today, **131 (44%)** out of **295** contacts were monitored.

- Of the total confirmed cases, **99 719 (60%)** are in the 20-49 years age-brackets which constitutes the majority of the recorded cases.
- A total of **26 654 (16%)** of the confirmed cases are among the 5-19 years category.
- A total of **19 095 (11%)** of the confirmed cases are among the 50 - 59 years group.
- The under 5 years age group make up **3 698 (2%)** of the total cases whereas, **17 058 (10%)** are above 60 years of age.

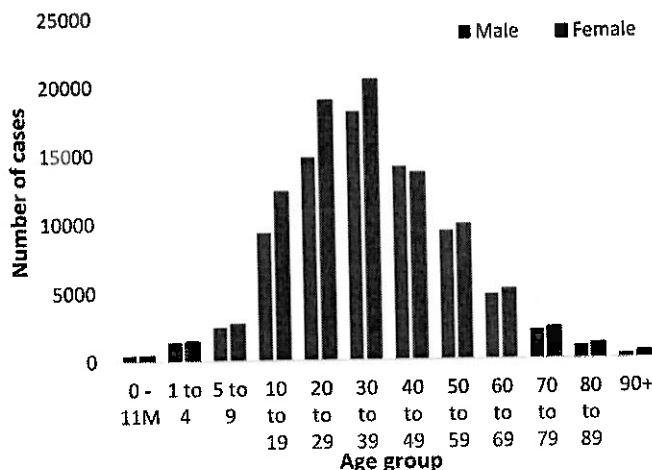


Figure 1: Age and Sex distribution of COVID-19 confirmed cases, 03 July 2022

Table 2: The current distribution for hospitalization of confirmed cases by region, 03 July 2022

Region	Hospitalized confirmed cases		Vaccinated		Intensive Care Unit		Vaccinated	
	Current	Previous	1 st dose	2 nd dose	Current	Previous	1 st dose	2 nd dose
Erongo	6	6	1	1	0	0	0	0
Hardap	0	0	0	0	0	0	0	0
Kharas	1	1	0	0	0	0	0	0
Kavango East	0	0	0	0	0	0	0	0
Kavango West	0	0	0	0	0	0	0	0
Khomas	3	2	0	0	3	2	0	0
Kunene	2	2	0	0	0	0	0	0
Ohangwena	1	1	0	0	0	0	0	0
Omaheke	0	0	0	0	0	0	0	0
Omusati	3	3	0	1	0	0	0	0
Oshana	5	5	0	0	0	0	0	0
Oshikoto	2	2	0	0	0	0	0	0
Otjozondjupa	1	1	0	0	0	0	0	0
Zambezi	3	3	1	1	0	0	0	0
Total	27	26	2	3	3	2	0	0

Table 6: Summary of COVID-19 vaccine 3rd doses administered, 02 July 2022

Region	Cumulative no. of persons vaccinated			
	Sinopharm	AstraZeneca	Pfizer	Booster Doses J&J
Erongo	2 305	1 052	3 716	997
Hardap	3 515	888	1 368	1 658
Kharas	1 758	431	595	363
Kavango East	1 515	508	919	1 487
Kavango West	1 485	575	868	1 350
Khomas	4 297	1 905	7 333	2 060
Kunene	2 453	810	840	1 377
Ohangwena	1 074	326	122	273
Omaheke	3 272	1 536	1 084	116
Omusati	2 409	872	865	500
Oshana	2 485	615	871	820
Oshikoto	1 762	476	374	333
Otjozondjupa	2 607	1 178	1 373	682
Zambezi	922	154	168	608
Total	31 859	11 326	20 496	12 624

Table 5: Summary of COVID-19 vaccine doses administered, 02 July 2022

Region	Cumulative no. of persons vaccinated with doses of Sinopharm, AstraZeneca, Sputnik V, Pfizer and Jassen & Johnson		Targeted Population	Vaccination Coverage (%)	Cumulative no. of Healthcare Workers vaccinated with doses of Sinopharm, AstraZeneca, Sputnik V, Pfizer and Jassen & Johnson	
	1 st dose	Fully vaccinated			1 st doses	Fully vaccinated
Erongo	43 773	39 170	161 966	24%	1 451	1 115
Hardap	30 535	26 164	69 121	38%	551	455
Kharas	24 742	21 025	69 786	30%	839	514
Kavango East	43 932	33 384	105 223	32%	1 295	1 042
Kavango West	33 616	27 114	57 210	47%	444	401
Khomas	105 867	93 692	362 620	26%	4 113	3 099
Kunene	30 108	24 564	72 991	34%	695	542
Ohangwena	33 774	27 652	174 546	16%	894	720
Omaheke	24 141	21 694	53 002	41%	430	342
Omusati	29 450	26 085	179 370	15%	1 030	811
Oshana	25 735	22 947	143 395	16%	1 661	1 368
Oshikoto	26 671	23 441	144 912	16%	897	788
Otjozondjupa	36 492	32 475	112 119	29%	929	685
Zambezi	10 872	10 008	73 010	14%	720	679
Total	499 708	429 415	1 779 271	24%	15 949	12 561

PUBLIC HEALTH ACTION (S)

- The COVID-19 vaccination programme is ongoing throughout the country.
- The public is encouraged to continue adhering to COVID-19 preventative measures as the situation is being observed.
- The government and development partners continue to prioritize the continuation of essential health services.

CHALLENGES

Slow vaccine uptake among members of the public, and circulation of anti-vaccination information.


RECOMMENDATIONS

Encourage the public to get vaccinated and strengthen community health awareness to counteract anti-vaccination information in circulation.

APPROVED



INCIDENT MANAGER
02 JULY 2022



SECRETARIAT

For enquiries, please contact
Namibia Public Health Emergency Operations Centre;



PIIEOC@mhss.gov.na



0800 100 100



0851 100 100