



NAMIBIA COVID-19 SITUATION REPORT NO. 824

Outbreak Name	COVID-19 outbreak	Country affected	Namibia
Date & Time	21.06.2022 17h00	Investigation start Date	14 March 2020
Prepared by	Surveillance Team		

HIGHLIGHTS/SITUATION UPDATE (21/06/2022)

CUMULATIVE

Tested 1 057 100

Confirmed 165 982

Active 786

Recovered 164 122

Vaccinated

1st doses 495 479 2nd doses 276 459 Booster doses 72 225

Deaths 4 058

TOTAL TODAY

Tested 404

Confirmed 33

Active 786

Recovered 33

Vaccinated

1st doses 788 2nd doses 138 Booster doses 484

Deaths 2

- A total of 165 982 cases have been recorded to-date, representing 6% of the total population (2 550 226).
- More female cases 88 252 (53%) have been recorded.
- Of the total confirmed cases, 5 686 (3%) are Health Workers, with 2 new confirmed today.
 - 4 779 (84.4%) State; 898 (15.4%) Private, 9 (0.1%) Non-Governmental Organizations.
 - 5 674 (100%) recoveries and 25 (0.5%) deaths.
- The recovery rate now stands at 96%.
- Khomas and Erongo regions reported the highest number of cases with 54 568 (33%) and 23 741 (14%) respectively.
- Of the total fatalities 3 708 (92%) are COVID-19 deaths while 350 (8%) are COVID-19 related deaths.
- The case fatality rate now stands at 2.5%.

Table 1: Distribution of confirmed COVID-19 cases by region, 21 June 2022

	New cases	New re-infections	Cum re-infections	Cum confirmed excluding re-infections	Active cases	Recoveries	Cum Deaths	Cum deaths with co-morbidities	Non-COVID deaths	Health Workers
Erongo	6	1	446	23 741	152	23 600	430	355	5	525
Hardap	0	0	119	8 800	7	8 647	265	168	0	193
!Kharas	9	3	311	10 688	44	10 793	162	138	0	323
Kavango East	0	0	74	6 684	29	6 497	230	132	2	309
Kavango West	0	0	4	865	23	823	23	21	0	50
Khomas	13	0	1 351	54 568	250	54 760	908	706	1	1 932
Kunene	0	0	72	5 280	9	5 184	159	110	0	165
Oshana	1	1	55	6 197	136	5 904	210	126	2	230
Omaheke	0	0	71	5 376	16	5 139	291	205	1	152
Omusati	3	1	59	7 919	36	7 598	344	211	0	289
Oshana	0	0	108	10 862	33	10 534	402	244	1	613
Oshikoto	1	1	79	8 193	5	8 054	211	160	2	388
Otjozondjupa	0	0	221	13 179	43	13 068	288	196	1	388
Zambezi	0	0	29	3 630	3	3 521	135	77	0	129
Total	33	7	2 999	165 982	786	164 122	4 058	2 849	15	5 686

EPIDEMIOLOGICAL SITUATION IN NAMIBA

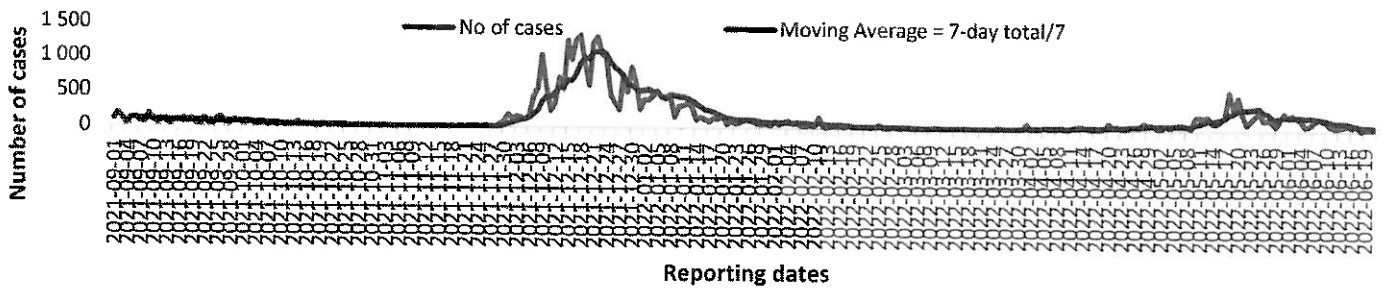
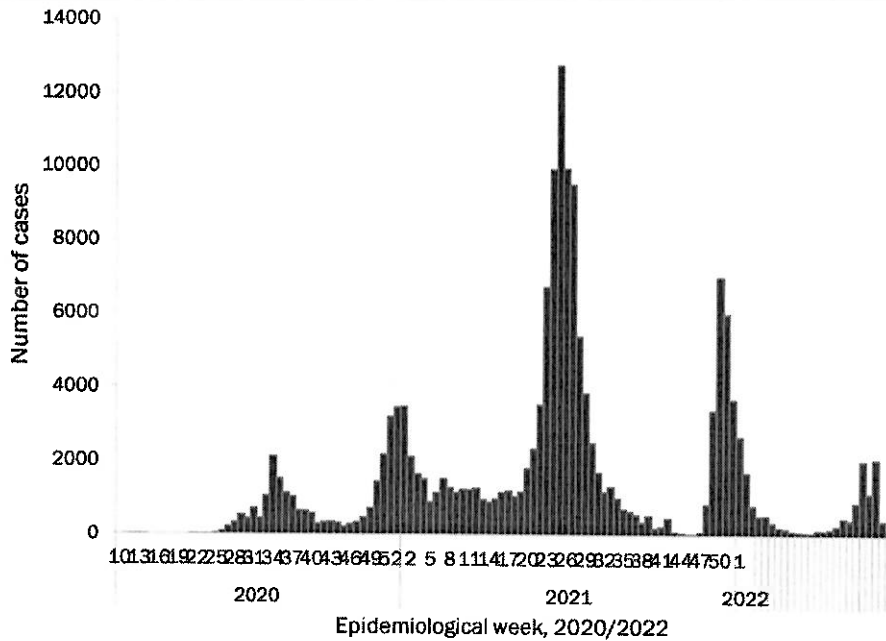


Figure 2: The 7 days moving average line chart for confirmed COVID-19 cases, 21 June 2022



- The highest peak of 12 787 (8%) cases was recorded during week 25 of 2021 (Figure 3).
- The country has started seeing a gradual reduction in the average number of confirmed cases from 1424 to 29 from epi-week 26 to 40 of 2021.
- Another peak of 7005 cases was recorded in week 50 of 2021.
- The number of cases have started increasing again in the last three weeks as seen on the graph.

- The National Call Center continues operations for 24 hours daily.
- Today (21/06/2022), 325 calls were answered.

Figure 3: Epi-curve for confirmed COVID-19 case, 21 June 2022

Table 4: Number of people in quarantine 21 June 2022

Region	Newly quarantined 24 hours	Cumulative number	Number discharged	Number in quarantine now
Erongo	0	8 340	8 052	288
Hardap	0	3 269	3 269	0
Kavango (East and West)	0	1 816	1 799	17
Khomas	0	3 781	3 779	2
Kharas	0	10 000	10 000	0
Kunene	0	6 930	6 925	5
Ohangwena	0	924	924	0
Omaheke	131	23 035	22 869	166
Omusati	0	4 010	4 010	0
Oshana	0	402	402	0
Oshikoto	40	29 436	29 364	72
Otjozondjupa	0	1 932	1 932	0
Zambezi	0	2 246	2 216	30
Total	171	96 121	95 541	580

- Since March 2020, 96 121 people have been placed into quarantine around the country.
- A total of 580 people are currently in quarantine, with 171 new admissions.

**Table 3: COVID-19 specimen recorded at the Laboratories
21 June 2022**

VARIABLES	TOTAL
Total samples received by the Laboratory	1 057 048
Total samples tested	1 037 420
Total samples re-tested	19 511
Total positive results	165 982
Total negative results	871 290
Total samples discarded	117
Invalid results	0
Total pending results	0
Indeterminant/Inconclusive	148
Suspected cases in 24 hours (excluding re-tests)	393

- The laboratory testing capacity has been enhanced; with a total of twenty-three (23) laboratories carrying out the testing of samples: NIP, Path-Care, UNAM Molecular, Central Veterinary Laboratory, Namib Poultry, NAMDEB, NamPath, Namibia Central Pathology, DiagnoLab, High Care, Alpha Medical Laboratory, NCP, Maerua MC, Des-Jo Medical Test Centre, ProQuest Diagnostic Laboratory, MAXI, Medlink Laboratory Services, Biotech Medical, Covisure, Star Care, Soweto Medical Center, Hosea Kutako International Airport & Oshana Med Laboratory .
- To date, 1 057 100 tests (including 19 511 re-tests) have been conducted by authorized laboratories.
- Since the beginning of the outbreak, 176 542 contacts of confirmed cases have been identified, 30 contacts were identified within the last 24 hours from 9 regions.
- Cumulatively, 173 953 contacts have completed their monitoring period, while 299 contacts are lost to follow-up and a total of 29 201 (18%) contacts of confirmed cases have tested positive.
- Today, 579 (84%) out of 687 contacts were monitored.

- Of the total confirmed cases, 99 574 (60%) are in the 20-49 years age-brackets which constitutes the majority of the recorded cases.
- A total of 26 638 (1.6%) of the confirmed cases are among the 5-19 years category.
- A total of 19 069 (1.1%) of the confirmed cases are among the 50 - 59 years group.
- The under 5 years age group make up 3 682 (2%) of the total cases whereas, 17 019 (1.0%) are above 60 years of age.

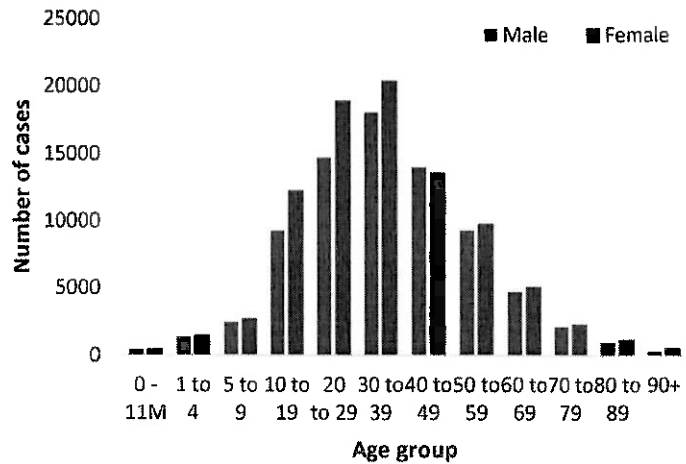


Figure 1: Age and Sex distribution of COVID-19 confirmed cases, 21 May 2022

Table 2: The current distribution for hospitalization of confirmed cases by region, 21 June 2022

Region	Hospitalized confirmed cases		Vaccinated		Intensive Care Unit		Vaccinated	
	Current	Previous	1 st dose	2 nd dose	Current	Previous	1 st dose	2 nd dose
Erongo	11	8	1	1	0	0	0	0
Hardap	2	2	0	0	0	0	0	0
ǀKaras	1	3	0	0	0	0	0	0
Kavango East	0	0	0	0	0	0	0	0
Kavango West	0	0	0	0	0	0	0	0
Khomas	9	7	0	3	2	3	0	0
Kunene	2	2	0	0	0	0	0	0
Ohangwena	3	3	0	0	0	0	0	0
Omaheke	0	0	0	0	0	0	0	0
Omusati	3	7	0	1	0	0	0	0
Oshana	9	14	0	1	0	0	0	0
Oshikoto	3	4	0	0	0	0	0	0
Otjozondjupa	1	1	0	1	0	0	0	0
Zambezi	2	1	0	0	0	0	0	0
Total	46	52	1	7	2	3	0	0

Table 6: Summary of COVID-19 vaccine 3rd doses administered, 21 June 2022

Region	Cumulative no. of persons vaccinated			
	Sinopharm	AstraZeneca	Pfizer	Booster Doses J&J
Erongo	2 242	1 044	3 649	955
Hardap	3 418	888	1 329	1 535
Kharas	1 677	430	565	325
Kavango East	1 239	508	677	1 118
Kavango West	1 260	573	730	965
Khomas	4 049	1 826	7 180	1 886
Kunene	2 394	794	790	1 306
Ohangwena	1 015	317	96	245
Omaheke	3 201	1 535	1 049	114
Omusati	2 312	860	801	448
Oshana	2 428	615	830	760
Oshikoto	1 684	453	361	310
Otjozondjupa	2 566	1 178	1 342	682
Zambezi	832	148	162	529
Total	30 317	11 169	19 561	11 178

Table 5: Summary of COVID-19 vaccine doses administered, 21 June 2022

Region	Cumulative no. of persons vaccinated with doses of Sinopharm, AstraZeneca, Sputnik V, Pfizer and Jassen & Johnson		Targeted Population	Vaccination Coverage (%)	Cumulative no. of Healthcare Workers vaccinated with doses of Sinopharm, AstraZeneca, Sputnik V, Pfizer and Jassen & Johnson	
	1 st dose	Fully vaccinated			1 st doses	Fully vaccinated
Erongo	43 602	38 989	161 966	24%	1 451	1 115
Hardap	30 335	25 968	69 121	38%	551	455
Kharas	24 551	20 847	69 786	30%	839	514
Kavango East	42 852	32 414	105 223	31%	1 291	1 038
Kavango West	32 662	26 232	57 210	46%	444	401
Khomas	105 320	93 131	362 620	26%	4 112	3 097
Kunene	30 012	24 479	72 991	33%	695	542
Ohangwena	33 592	27 477	174 546	16%	894	720
Omaheke	24 053	21 629	53 002	41%	430	342
Omusati	29 300	25 933	179 370	14%	1 028	810
Oshana	25 608	22 816	143 395	16%	1 657	1 364
Oshikoto	26 517	23 313	144 912	16%	897	788
Otjozondjupa	36 350	32 369	112 119	29%	929	685
Zambezi	10 725	9 846	73 010	13%	720	679
Total	495 479	425 443	1 779 271	24%	15 938	12 550

PUBLIC HEALTH ACTION (S)

- The COVID-19 vaccination programme is ongoing throughout the country.
- The public is encouraged to continue adhering to COVID-19 preventative measures as the situation is being observed.
- The government and development partners continue to prioritize the continuation of essential health services.

CHALLENGES

Slow vaccine uptake among members of the public, and circulation of anti-vaccination information.

RECOMMENDATIONS

Encourage the public to get vaccinated and strengthen community health awareness to counteract anti-vaccination information in circulation.

APPROVED




INCIDENT MANAGER
21 JUNE 2022





SECRETARIAT

For enquiries, please contact

Namibia Public Health Emergency Operations Centre;

 PHEOC@mhss.gov.na

 0800 100 100

 0851 100 100