



**NAMIBIA COVID-19 SITUATION REPORT NO. 818**

<b>Outbreak Name</b>	<i>COVID-19 outbreak</i>	<b>Country affected</b>	<i>Namibia</i>
<b>Date &amp; Time</b>	<i>15.06 .2022 17h00</i>	<b>Investigation start Date</b>	<i>14 March 2020</i>
<b>Prepared by</b>	<i>Surveillance Team</i>		

**HIGHLIGHTS/SITUATION UPDATE (15/06/2022)**

**CUMULATIVE**

Tested 1 053 244

Confirmed 165 723

Active 1 326

Recovered 163 300

**Vaccinated**

1<sup>st</sup> doses 493 438 2<sup>nd</sup> doses 275 987 Booster doses 70 434

**Deaths 4 054**

**TOTAL TODAY**

Tested 841

Confirmed 89

Active 1 326

Recovered 294

**Vaccinated**

1<sup>st</sup> doses 291 2<sup>nd</sup> doses 80 Booster doses 303

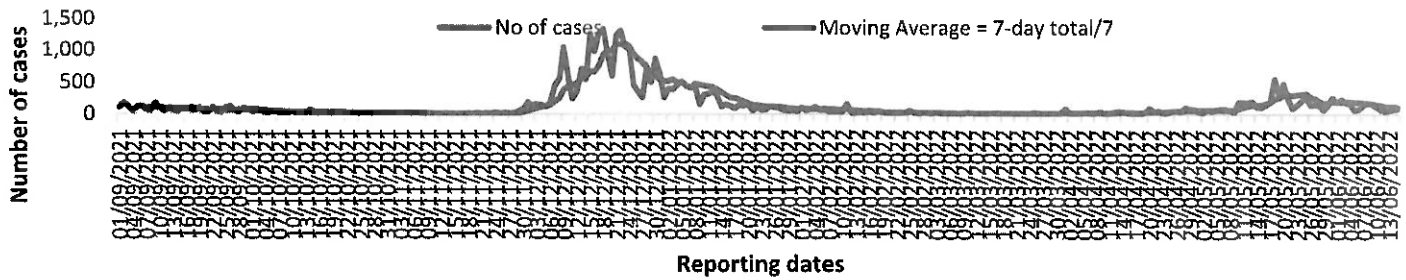
**Deaths 2**

- A total of **165 723** cases have been recorded to-date, representing **6%** of the total population (**2 550 226**).
- More female cases **88 120 (53%)** have been recorded.
- Of the total confirmed cases, **5 669 (3%)** are Health Workers, with **4** new confirmed today.
  - **4 767 (84.4%)** State; **893 (15.4%)** Private, **9 (0.1%)** Non-Governmental Organizations.
  - **5 622 (100%)** recoveries and **25 (0.5%)** deaths.
- The recovery rate now stands at **96%**.
- **Khomas** and **Erongo** regions reported the highest number of cases with **54 494 (33%)** and **23 705 (14%)** respectively.
- Of the total fatalities **3 706 (92%)** are COVID-19 deaths while **348 (8%)** are COVID-19 related deaths.
- The case fatality rate now stands at **2.5%**.

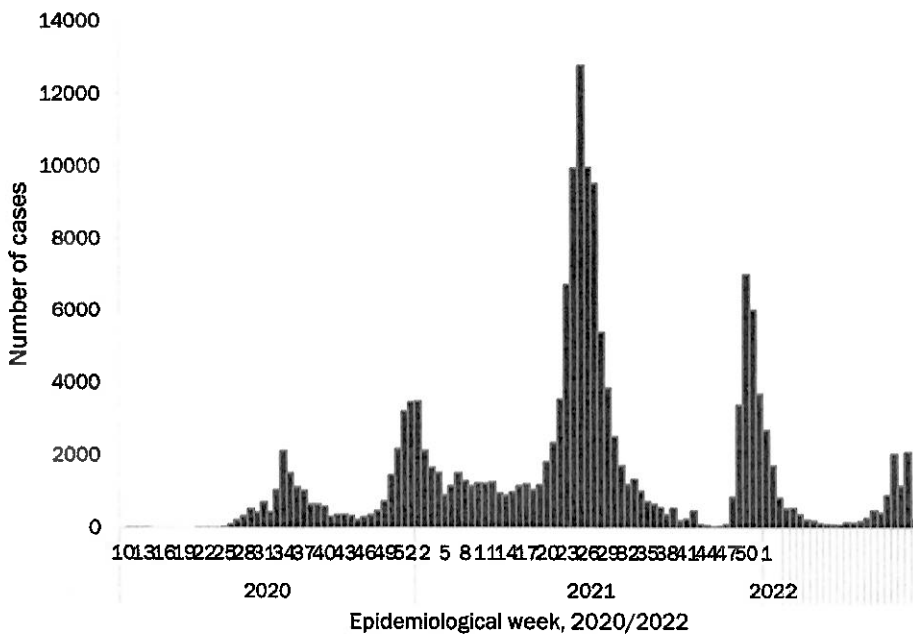
**Table 1: Distribution of confirmed COVID-19 cases by region, 15 June 2022**

	New cases	New re-infections	Cum re-infections	Cum confirmed excluding re-infections	Active cases	Recoveries	Cum Deaths	Cum deaths with co-morbidities	Non-COVID deaths	Health Workers
Erongo	36	2	442	23 705	164	23 548	430	355	5	521
Hardap	0	0	119	8 794	34	8 614	265	168	0	193
ǀKaras	7	6	307	10 663	129	10 679	162	138	0	323
Kavango East	4	1	74	6 666	27	6 482	229	132	2	305
Kavango West	0	0	4	865	23	823	23	21	0	50
Khomas	17	2	1 343	54 494	505	54 423	908	706	1	1 931
Kunene	0	0	71	5 261	16	5 157	159	110	0	165
Ohangwena	4	0	53	6 189	129	5 903	208	126	2	226
Omaheke	3	0	70	5 371	24	5 125	291	205	1	151
Omusati	1	0	57	7 894	49	7 558	344	211	0	287
Oshana	5	0	107	10 846	127	10 423	402	244	1	613
Oshikoto	3	2	78	8 181	17	8 030	210	160	2	387
Otjozondjupa	9	2	219	13 166	65	13 031	288	196	1	388
Zambezi	0	0	28	3 628	17	3 504	135	77	0	129
<b>Total</b>	<b>89</b>	<b>15</b>	<b>2 972</b>	<b>165 723</b>	<b>1 326</b>	<b>163 300</b>	<b>4 054</b>	<b>2 849</b>	<b>15</b>	<b>5 669</b>

## EPIDEMIOLOGICAL SITUATION IN NAMIBA



**Figure 2: The 7 days moving average line chart for confirmed COVID-19 cases, 15 June 2022**



- The highest peak of 12 787 (8%) cases was recorded during week 25 of 2021 (Figure 3).
- The country has started seeing a gradual reduction in the average number of confirmed cases from 1424 to 29 from epi-week 26 to 40 of 2021.
- Another peak of 7005 cases was recorded in week 50 of 2021
- The number of cases have started increasing again in the last three weeks as seen on the graph.

- The National Call Center continues operations for 24 hours daily.
- Today (15/06/2022), 298 calls were answered.

**Figure 3: Epi-curve for confirmed COVID-19 case, 15 June 2022**

**Table 4: Number of people in self - isolation 15 June 2022**

Region	Newly self-isolated in 24 hours	Cumulative number	Number discharged	Number in self isolation
Erongo	0	8 329	8 015	314
Hardap	0	3 269	3 269	0
Kavango (East and West)	0	1 816	1 799	17
Khomas	0	3 781	3 767	14
Kharas	0	10 000	10 000	0
Kunene	0	6 928	6 889	39
Ohangwena	0	924	924	0
Omaheke	87	22 774	22 680	94
Omusati	0	4 010	4 010	0
Oshana	0	402	402	0
Oshikoto	32	29 319	29 237	82
Otjozondjupa	0	1 932	1 932	0
Zambezi	0	2 246	2 216	30
<b>Total</b>	<b>119</b>	<b>95 730</b>	<b>95 140</b>	<b>590</b>

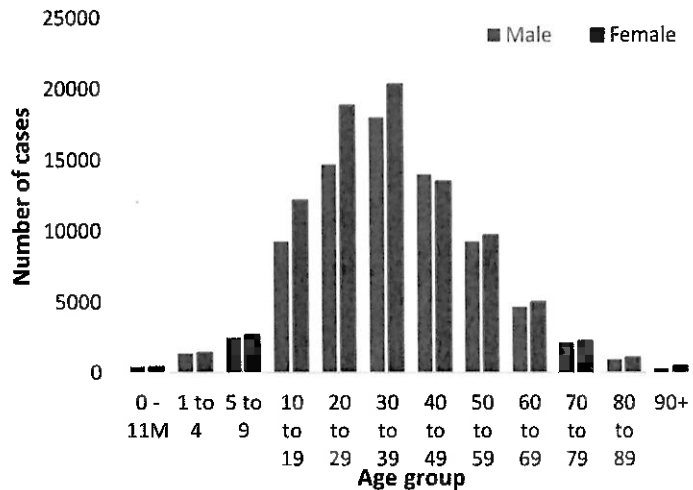
- Since March 2020, 95 730 people have been placed into quarantine around the country.
- A total of 590 people are currently in self Isolation, with 119 new admissions.

**Table 3: COVID-19 specimen recorded at the Laboratories  
15 June 2022**

VARIABLES	TOTAL
Total samples received by the Laboratory	1 053 188
Total samples tested	1 033 613
Total samples re-tested	19 458
Total positive results	165 723
Total negative results	867 746
Total samples discarded	117
Invalid results	0
Total pending results	0
Indeterminant/Inconclusive	144
Suspected cases in 24 hours (excluding re-tests)	822

- The laboratory testing capacity has been enhanced; with a total of twenty-three (23) laboratories carrying out the testing of samples: NIP, Path-Care, UNAM Molecular, Central Veterinary Laboratory, Namib Poultry, NAMDEB, NamPath, Namibia Central Pathology, DiagnoLab, High Care, Alpha Medical Laboratory, NCP, Maerua MC, Des-Jo Medical Test Centre, ProQuest Diagnostic Laboratory, MAXI, Medlink Laboratory Services, Biotech Medical, Covisure, Star Care, Soweto Medical Center, Hosea Kutako International Airport & Oshana Med Laboratory.
- To date, 1 052 403 tests (including 19 458 re-tests) have been conducted by authorized laboratories.
- Since the beginning of the outbreak, 176 329 contacts of confirmed cases have been identified, 91 contacts were identified within the last 24 hours from 8 regions.
- Cumulatively, 173 438 contacts have completed their monitoring period, while 299 contacts are lost to follow-up and a total of 29 190 (18%) contacts of confirmed cases have tested positive.
- Today, 667 (71%) out of 933 contacts were monitored.

- Of the total confirmed cases, 99 454 (60%) are in the 20-49 years age-brackets which constitutes the majority of the recorded cases.
- A total of 26 607 (16%) of the confirmed cases are among the 5-19 years category.
- A total of 19 021 (11%) of the confirmed cases are among the 50 - 59 years group.
- The under 5 years age group make up 3 667 (2%) of the total cases whereas, 16 974 (10%) are above 60 years of age.



**Figure 1: Age and Sex distribution of COVID-19 confirmed cases, 15 May 2022**

**Table 2: The current distribution for hospitalization of confirmed cases by region, 15 June 2022**

Region	Hospitalized confirmed cases		Vaccinated		Intensive Care Unit		Vaccinated	
	Current	Previous	1 <sup>st</sup> dose	2 <sup>nd</sup> dose	Current	Previous	1 <sup>st</sup> dose	2 <sup>nd</sup> dose
Erongo	14	14	1	3	0	0	0	0
Hardap	0	0	0	0	0	0	0	0
Kharas	2	3	0	0	0	0	0	0
Kavango East	0	0	0	0	0	0	0	0
Kavango West	0	0	0	0	0	0	0	0
Khomas	6	7	0	1	2	3	0	0
Kunene	1	1	0	0	0	0	0	0
Ohangwena	4	3	0	0	0	0	0	0
Omaheke	9	4	0	0	0	0	0	0
Omusati	5	5	0	1	0	0	0	0
Oshana	2	2	0	1	0	0	0	0
Oshikoto	0	0	0	0	0	0	0	0
Otjozondjupa	10	9	0	1	0	0	0	0
Zambezi	0	0	0	0	0	0	0	0
<b>Total</b>	<b>53</b>	<b>48</b>	<b>1</b>	<b>7</b>	<b>2</b>	<b>3</b>	<b>0</b>	<b>0</b>

**Table 6: Summary of COVID-19 vaccine 3<sup>rd</sup> doses administered, 15 June 2022**

Region	Cumulative no. of persons vaccinated			
	Sinopharm	AstraZeneca	Pfizer	Booster Doses J&J
Erongo	2 195	1 043	3 576	869
Hardap	3 358	888	1 301	1 467
Kharas	1 626	430	556	304
Kavango East	1 226	508	672	1 089
Kavango West	1 260	573	730	965
Khomas	3 928	1 826	7 016	1 726
Kunene	2 338	794	775	1 243
Ohangwena	976	317	81	218
Omaheke	3 170	1 535	1 037	114
Omusati	2 237	860	754	413
Oshana	2 341	615	793	707
Oshikoto	1 634	453	333	281
Otjozondjupa	2 509	1 178	1 301	682
Zambezi	820	148	155	490
<b>Total</b>	<b>29 618</b>	<b>11 168</b>	<b>19 080</b>	<b>10 568</b>

**Table 5: Summary of COVID-19 vaccine doses administered, 15 June 2022**

Region	Cumulative no. of persons vaccinated with doses of Sinopharm, AstraZeneca, Sputnik V, Pfizer and Jassen & Johnson		Targeted Population	Vaccination Coverage (%)	Cumulative no. of Healthcare Workers vaccinated with doses of Sinopharm, AstraZeneca, Sputnik V, Pfizer and Jassen & Johnson	
	1 <sup>st</sup> dose	Fully vaccinated			1 <sup>st</sup> doses	Fully vaccinated
Erongo	43 360	38 750	161 966	24%	1 451	1 115
Hardap	30 212	25 855	69 121	37%	551	455
Kharas	24 452	20 759	69 786	30%	838	513
Kavango East	42 779	32 338	105 223	31%	1 291	1 038
Kavango West	32 662	26 232	57 210	46%	444	401
Khomas	104 913	92 764	362 620	26%	4 098	3 081
Kunene	29 631	24 230	72 991	33%	695	542
Ohangwena	33 526	27 389	174 546	16%	892	719
Omaheke	23 958	21 556	53 002	41%	430	342
Omusati	29 200	25 823	179 370	14%	1 028	810
Oshana	25 487	22 677	143 395	16%	1 655	1 362
Oshikoto	26 401	23 221	144 912	16%	897	788
Otjozondjupa	36 234	32 260	112 119	29%	929	685
Zambezi	10 623	9 745	73 010	13%	720	679
<b>Total</b>	<b>493 438</b>	<b>423 599</b>	<b>1 779 271</b>	<b>24%</b>	<b>15 919</b>	<b>12 530</b>

**PUBLIC HEALTH ACTION (S)**

- The COVID-19 vaccination programme is ongoing throughout the country.
- The public is encouraged to continue adhering to COVID-19 preventative measures as the situation is being observed.
- The government and development partners continue to prioritize the continuation of essential health services.

**CHALLENGES**

Slow vaccine uptake among members of the public, and circulation of anti-vaccination information.

**RECOMMENDATIONS**

Encourage the public to get vaccinated and strengthen community health awareness to counteract anti-vaccination information in circulation.

APPROVED



INCIDENT MANAGER  
15 JUNE 2022




SECRETARIAT

For enquiries, please contact  
Namibia Public Health Emergency Operations Centre;

 [PHEOC@mhss.gov.na](mailto:PHEOC@mhss.gov.na)

 0800 100 100

 0851 100 100