



NAMIBIA COVID-19 SITUATION REPORT NO. 809

Outbreak Name	COVID-19 outbreak	Country affected	Namibia
Date & Time	06.06 .2022 17h00	Investigation start Date	13 March 2020
Prepared by	Surveillance Team		

HIGHLIGHTS/SITUATION UPDATE (06/06/2022)

CUMULATIVE

Tested 1 045 453

Confirmed 164 788

Active 2 016

Recovered 161 584

Vaccinated

1st doses 490 651 2nd doses 275 025 Booster doses 67 737

Deaths 4 040

TOTAL TODAY

Tested 760

Confirmed 80

Active 2 016

Recovered 116

Vaccinated

1st doses 168 2nd doses 63 Booster doses 209

Deaths 0

- A total of **164 788** cases have been recorded to-date, representing **6%** of the total population (**2 550 226**).
- More female cases **87 643 (53%)** have been recorded.
- Of the total confirmed cases, **5 625 (3%)** are Health Workers, with **3** new confirmation today.
 - **4 732 (84.4%)** State; **884 (15.4%)** Private, **9 (0.1%)** Non-Governmental Organizations.
 - **5 622 (100%)** recoveries and **25 (0.5%)** deaths.
- The recovery rate now stands at **96%**.
- **Khomas** and **Erongo** regions reported the highest number of cases with **54 287 (33%)** and **23 517 (14%)** respectively.
- Of the total fatalities **3 698 (92%)** are COVID-19 deaths while **342 (8%)** are COVID-19 related deaths.
- The case fatality rate now stands at **2.5%**.

Table 1: Distribution of confirmed COVID-19 cases by region, 06 June 2022

Region	New cases	New re-infections	Cummulative re-infections	Cummulative New cases	Active cases	Recoveries	Cumulative Deaths	Cumulative deaths with co-morbidities	Non-COVID deaths	Health Workers
Erongo	23	1	424	23 517	258	23 250	428	354	5	515
Hardap	2	1	117	8 761	73	8 540	265	168	0	192
ǀKaras	1	2	281	10 553	142	10 531	161	138	0	316
Kavango East	0	0	63	6 531	103	6 261	228	132	2	299
Kavango West	2	0	4	862	20	823	23	21	0	50
Khomas	30	3	1 319	54 287	841	53 858	906	705	1	1 926
Kunene	0	0	70	5 249	32	5 130	157	110	0	164
Ohangwena	0	0	51	6 169	107	5 903	208	126	2	224
Omaheke	3	0	70	5 351	45	5 084	291	205	1	148
Omusati	13	1	55	7 847	81	7 477	344	211	0	284
Oshana	1	2	103	10 790	114	10 381	397	244	1	612
Oshikoto	1	0	70	8 142	21	7 979	210	160	2	382
Otjozondjupa	4	0	213	13 107	151	12 881	287	196	1	384
Zambezi	0	0	27	3 622	28	3 486	135	77	0	129
Total	80	10	2 867	164 788	2 016	161 584	4 040	2 847	15	5 625

EPIDEMIOLOGICAL SITUATION IN NAMIBIA

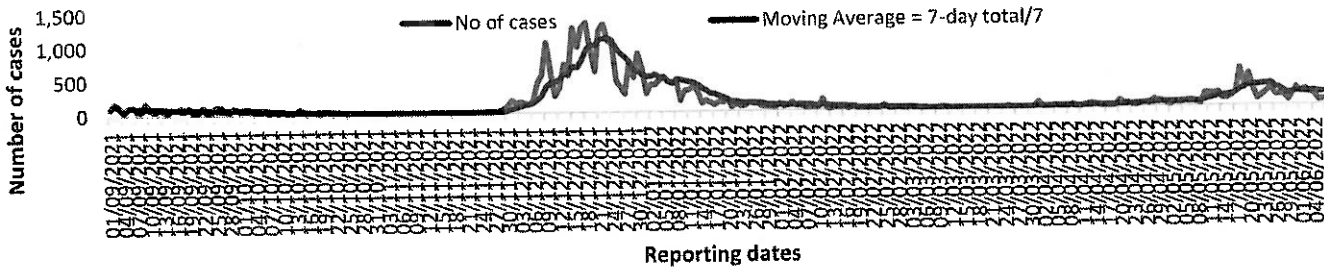
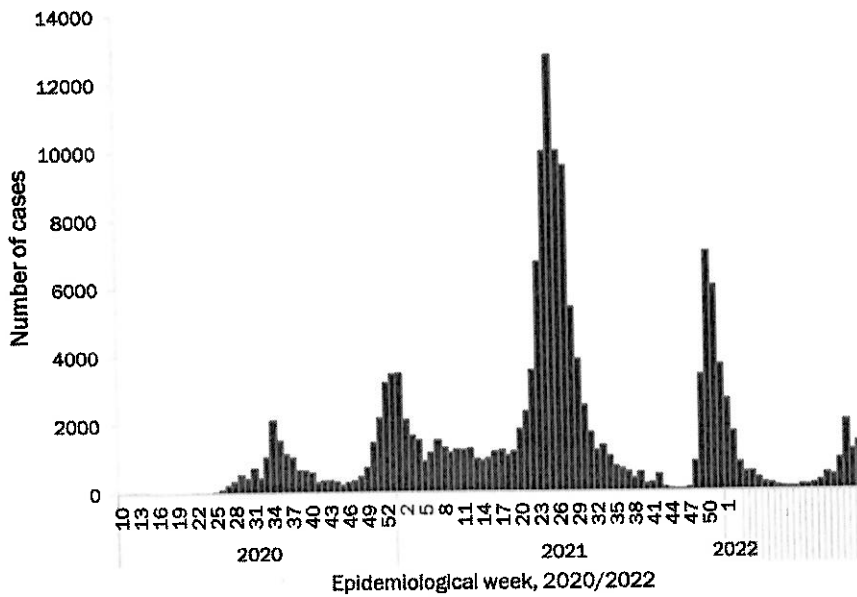


Figure 2: The 7 days moving average line chart for confirmed COVID-19 cases, 06 June 2022



- The highest peak of 12 787 (8%) cases was recorded during week 25 of 2021 (Figure 3).
- The country has started seeing a gradual reduction in the average number of confirmed cases from 1424 to 29 from epi-week 26 to 40 of 2021.
- Another peak of 7005 cases was recorded in week 50 of 2021
- The number of cases have started increasing again in the last three weeks as seen on the graph.

- The National Call Center continues operations for 24 hours daily.
- Today (06/06/2022), 376 calls were answered.

Figure 3: Epi-curve for confirmed COVID-19 case, 06 June 2022

Table 4: Number of people in quarantine 06 June 2022

Region	Newly quarantined 24 hours	Cumulative number	Number discharged	Number in quarantine now
Erongo	0	8 214	7 898	316
Hardap	0	3 269	3 263	6
Kavango (East and West)	0	1 816	1 799	17
Khomas	6	3 781	3 767	14
Kharas	0	10 000	10 000	0
Kunene	32	6 915	6 861	54
Ohangwena	0	924	924	0
Omaheke	59	22 159	21 640	519
Omusati	0	4 010	4 007	3
Oshana	0	402	400	2
Oshikoto	44	29 017	28 904	113
Otjozondjupa	0	1 932	1 932	0
Zambezi	0	2 211	2 202	9
Total	141	94 650	93 597	1 053

- Since March 2020, 94 650 people have been placed into quarantine around the country.
- A total of 1 053 people are currently in quarantine, with 141 new admissions.

**Table 3: COVID-19 specimen recorded at the Laboratories
06 June 2022**

VARIABLES	TOTAL
Total samples received by the Laboratory	1 045 401
Total samples tested	1 025 996
Total samples re-tested	19 288
Total positive results	164 788
Total negative results	861 078
Total samples discarded	117
Invalid results	0
Total pending results	0
Indeterminant/Inconclusive	130
Suspected cases in 24 hours (excluding re-tests)	743

- The laboratory testing capacity has been enhanced; with a total of twenty-three (23) laboratories carrying out the testing of samples: NIP, Path-Care, UNAM Molecular, Central Veterinary Laboratory, Namib Poultry, NAMDEB, NamPath, Namibia Central Pathology, DiagnoLab, High Care, Alpha Medical Laboratory, NCP, Maerua MC, Des-Jo Medical Test Centre, ProQuest Diagnostic Laboratory, MAXI, Medlink Laboratory Services, Biotech Medical, Covisure, Star Care, Soweto Medical Center, Hosea Kutako International Airport & Oshana Med Laboratory .
- To date, **1 045 453** tests (including **19 288** re-tests) have been conducted by authorized laboratories.
- Since the beginning of the outbreak, **175 421** contacts of confirmed cases have been identified, **52** contacts were identified within the last 24 hours from **6** regions.
- Cumulatively, **172 481** contacts have completed their monitoring period, while **299** contacts are lost to follow-up and a total of **29 120 (18%)** contacts of confirmed cases have tested positive.
- Today, **980 (73%)** out of **1 348** contacts were monitored.

- Of the total confirmed cases, **98 902 (60%)** are in the 20-49 years age-brackets which constitutes the majority of the recorded cases.
- A total of **26 498 (16%)** of the confirmed cases are among the 5-19 years category.
- A total of **18 905 (11%)** of the confirmed cases are among the 50 - 59 years group.
- The under 5 years age group make up **3 628 (2%)** of the total cases whereas, **16 855 (10%)** are above 60 years of age.

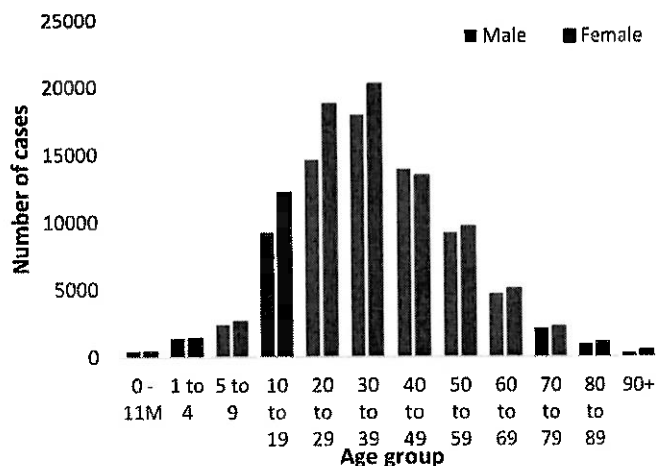


Figure 1: Age and Sex distribution of COVID-19 confirmed cases, 06 May 2022

Table 2: The current distribution for hospitalization of confirmed cases by region, 06 June 2022

Region	Hospitalized confirmed cases		Vaccinated		Intensive Care Unit		Vaccinated	
	Current	Previous	1 st dose	2 nd dose	Current	Previous	1 st dose	2 nd dose
Erongo	10	9	0	0	1	1	0	0
Hardap	0	0	0	0	0	0	0	0
Kharas	4	4	0	0	0	0	0	0
Kavango East	10	7	3	0	0	0	0	0
Kavango West	0	0	0	0	0	0	0	0
Khomas	24	26	0	4	5	5	0	0
Kunene	0	0	0	0	0	0	0	0
Ohangwena	5	6	0	0	0	0	0	0
Omaheke	0	0	0	0	0	0	0	0
Omusati	6	6	0	0	0	0	0	0
Oshana	7	7	1	1	0	0	0	0
Oshikoto	6	6	0	0	0	0	0	0
Otjozondjupa	1	2	0	0	0	0	0	0
Zambezi	0	0	0	0	0	0	0	0
Total	73	73	4	5	6	6	0	0

Table 6: Summary of COVID-19 vaccine 3rd doses administered, 06 June 2022

Region	Cumulative no. of persons vaccinated			
	Sinopharm	AstraZeneca	Pfizer	Booster Doses J&J
Erongo	2 141	1 043	3 517	831
Hardap	3 236	888	1 240	1 340
Kharas	1 504	430	497	257
Kavango East	1 170	508	654	1 022
Kavango West	1 228	573	717	944
Khomas	3 799	1 826	6 799	1 498
Kunene	2 283	794	749	1 157
Ohangwena	927	317	65	205
Omaheke	3 128	1 535	1 020	107
Omusati	2 107	860	688	339
Oshana	2 179	615	735	605
Oshikoto	1 543	453	318	235
Otjozondjupa	2 447	1 178	1 267	682
Zambezi	799	148	145	445
Total	28 491	11 168	18 411	9 667

Table 5: Summary of COVID-19 vaccine doses administered, 06 June 2022

Region	Cumulative no. of persons vaccinated with doses of Sinopharm, AstraZeneca, Sputnik V, Pfizer and Jassen & Johnson		Targeted Population	Vaccination Coverage (%)	Cumulative no. of Healthcare Workers vaccinated with doses of Sinopharm, AstraZeneca, Sputnik V, Pfizer and Jassen & Johnson	
	1 st dose	Fully vaccinated			1 st doses	Fully vaccinated
Erongo	43 224	38 652	161 966	24%	1 451	1 115
Hardap	29 959	25 597	69 121	37%	551	455
Kharas	24 233	20 573	69 786	29%	823	500
Kavango East	42 628	32 142	105 223	31%	1 290	1 037
Kavango West	32 563	26 171	57 210	46%	443	400
Khomas	104 383	92 264	362 620	25%	4 098	3 081
Kunene	29 344	24 026	72 991	33%	695	541
Ohangwena	33 417	27 246	174 546	16%	891	718
Omaheke	23 827	21 452	53 002	40%	429	342
Omusati	28 956	25 584	179 370	14%	1 026	807
Oshana	25 259	22 440	143 395	16%	1 653	1 359
Oshikoto	26 269	23 098	144 912	16%	895	785
Otjozondjupa	36 109	32 118	112 119	29%	927	684
Zambezi	10 480	9 601	73 010	13%	717	675
Total	490 651	420 964	1 779 271	24%	15 889	12 499

PUBLIC HEALTH ACTION (S)

- The COVID-19 vaccination programme is ongoing throughout the country.
- The public is encouraged to continue adhering to COVID-19 preventative measures as the situation is being observed.
- The government and development partners continue to prioritize the continuation of essential health services.


CHALLENGES

Slow vaccine uptake among members of the public, and circulation of anti-vaccination information.


RECOMMENDATIONS

Encourage the public to get vaccinated and strengthen community health awareness to counteract anti-vaccination information in circulation.

APPROVED


pp. 


INCIDENT MANAGER
06 JUNE 2022




SECRETARIAT

For enquiries, please contact
Namibia Public Health Emergency Operations Centre;

 PHEOC@mhss.gov.na

 0800 100 100

 0851 100 100