



NAMIBIA COVID-19 SITUATION REPORT NO. 800

Outbreak Name	COVID-19 outbreak	Country affected	Namibia
Date & Time	28.05 .2022 17h00	Investigation start Date	13 March 2020
Prepared by	Surveillance Team		

HIGHLIGHTS/SITUATION UPDATE (28/05/2022)

CUMULATIVE

Tested 1 036 798

Confirmed 163 388

Active 2 919

Recovered 159 148

Vaccinated

1<sup>st</sup> doses 488 221 2<sup>nd</sup> doses 273 762 Booster doses 64 941

Deaths 4 037

TOTAL TODAY

Tested 852

Confirmed 141

Active 2 919

Recovered 96

Vaccinated

1<sup>st</sup> doses 173 2<sup>nd</sup> doses 43 Booster doses 264

Deaths 2

- A total of **163 388** cases have been recorded to-date, representing **6%** of the total population (**2 550 226**).
- More female cases **86 884 (53%)** have been recorded.
- Of the total confirmed cases, **5 561 (3%)** are Health Workers, with **6** new confirmation today.
  - 4 676 (84.4%) State; 876 (15.4%) Private, 9 (0.1%) Non-Governmental Organizations.
  - 5 554 (100%) recoveries and 25 (0.5%) deaths.
- The recovery rate now stands at **98%**.
- Khomas and Erongo regions reported the highest number of cases with **53 928 (33%)** and **23 251 (14%)** respectively.
- Of the total fatalities **3 697 (92%)** are COVID-19 deaths while **340 (8%)** are COVID-19 related deaths.
- The case fatality rate now stands at **2.5%**.

Table 1: Distribution of confirmed COVID-19 cases by region, 28 May 2022

Region	New cases	New re-infections	Cummulative re-infections	Cummulative New cases	Active cases	Recoveries	Cumulative Deaths	Cumulative deaths with co-morbidities	Non-COVID deaths	Health Workers
Erongo	4	3	404	23 251	243	22 980	427	353	5	509
Hardap	17	0	109	8 698	145	8 397	265	168	0	186
Kharas	21	2	263	10 410	303	10 209	161	138	0	312
Kavango East	4	0	58	6 511	148	6 191	228	132	2	296
Kavango West	0	0	4	845	3	823	23	21	0	48
Khomas	45	5	1 270	53 928	1 301	52 991	905	705	1	1 918
Kunene	0	0	68	5 207	137	4 981	157	110	0	161
Ohangwena	1	0	45	6 148	80	5 903	208	126	2	223
Omaheke	5	0	68	5 311	87	5 000	291	205	1	147
Omusati	26	0	48	7 732	74	7 362	344	211	0	271
Oshana	3	0	98	10 724	70	10 355	396	244	1	611
Oshikoto	9	2	64	8 063	73	7 842	210	160	2	374
Otjozondjupa	4	0	205	12 957	242	12 632	287	196	1	376
Zambezi	2	0	27	3 603	13	3 482	135	77	0	129
Total	141	12	2 731	163 388	2 919	159 148	4 037	2 846	15	5 561

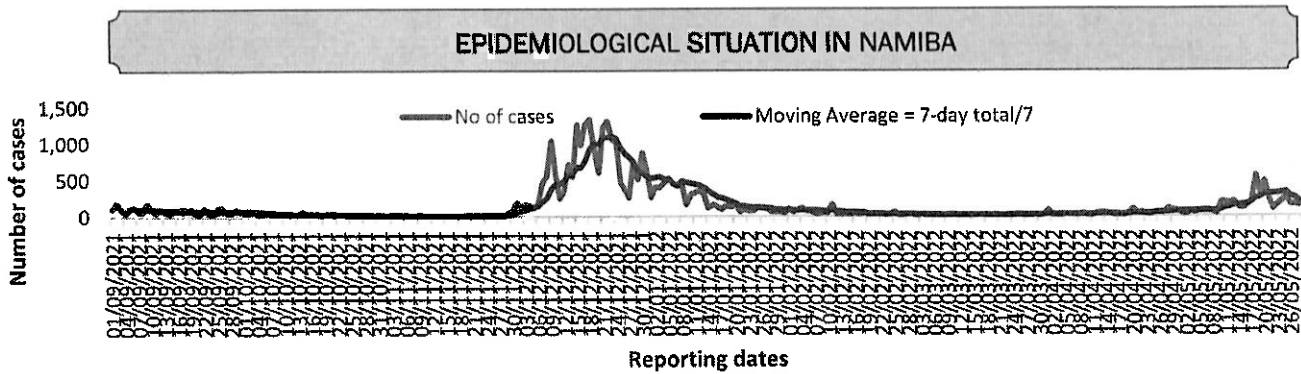


Figure 2: The 7 days moving average line chart for confirmed COVID-19 cases, 28 May 2022

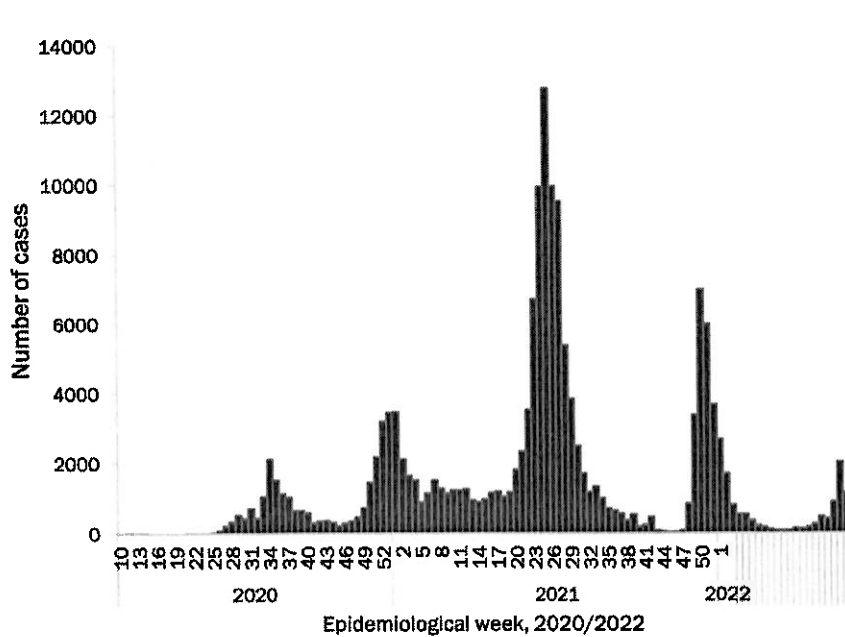


Figure 3: Epi-curve for confirmed COVID-19 case, 28 May 2022

- The highest peak of **12 787 (8%)** cases was recorded during week 25 of 2021 (Figure 3).
- The country has started seeing a gradual reduction in the average number of confirmed cases from 1424 to 29 from epi-week 26 to 40 of 2021.
- Another peak of **7005** cases was recorded in week 50 of 2021.
- The number of cases have started increasing again in the last three weeks as seen on the graph.

- The National Call Center continues operations for 24 hours daily,
- Today (28/05/2022), 263 calls were answered.

Table 4: Number of people in quarantine 28 May 2022

Region	Newly quarantined 24 hours	Cumulative number	Number discharged	Number in quarantine now
Erongo	0	8 087	7 415	672
Hardap	0	3 269	3 263	6
Kavango (East and West)	0	1 686	1 686	0
Khomas	0	3 775	3 767	8
Kharas	0	10 000	10 000	0
Kunene	0	6 868	6 803	65
Ohangwena	0	924	924	0
Omaheke	0	21 679	21 145	534
Omusati	0	4 007	4 007	0
Oshana	0	402	400	2
Oshikoto	68	28 761	28 649	112
Otjozondjupa	0	1 932	1 932	0
Zambezi	0	2 211	2 202	9
Total	68	93 601	92 193	1 408

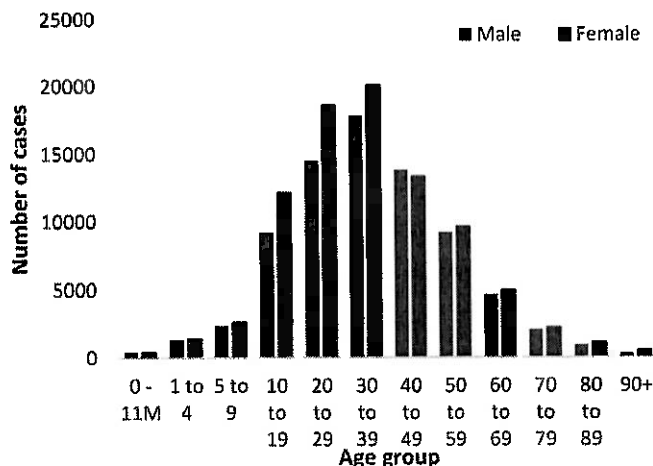
- Since March 2020, 93 601 people have been placed into quarantine around the country,
- A total of 1 408 people are currently in quarantine, with 68 new admissions.

**Table 3: COVID-19 specimen recorded at the Laboratories 28 May 2022**

VARIABLES	TOTAL
Total samples received by the Laboratory	1 036 749
Total samples tested	1 017 556
Total samples re-tested	19 076
Total positive results	163 388
Total negative results	854 055
Total samples discarded	117
Invalid results	0
Total pending results	0
Indeterminant/Inconclusive	113
Suspected cases in 24 hours (excluding re-tests)	834

- The laboratory testing capacity has been enhanced; with a total of twenty-three (23) laboratories carrying out the testing of samples: NIP, Path-Care, UNAM Molecular, Central Veterinary Laboratory, Namib Poultry, NAMDEB, NamPath, Namibia Central Pathology, DiagnoLab, High Care, Alpha Medical Laboratory, NCP, Maerua MC, Des-Jo Medical Test Centre, ProQuest Diagnostic Laboratory, MAXI, Medlink Laboratory Services, Biotech Medical, Covisure, Star Care, Soweto Medical Center, Hosea Kutako International Airport & Oshana Med Laboratory .
- To date, **1 036 798** tests (including **19 076** re-tests) have been conducted by authorized laboratories.
- Since the beginning of the outbreak, **173 873** contacts of confirmed cases have been identified, **13** contacts were identified within the last 24 hours from **2** regions.
- Cumulatively, **170 511** contacts have completed their monitoring period, while **299** contacts are lost to follow-up and a total of **28 980 (18%)** contacts of confirmed cases have tested positive.
- Today, **822 (49 %)** out of **1 669** contacts were monitored.

- Of the total confirmed cases, **98 063 (60%)** are in the 20-49 years age-brackets which constitutes the majority of the recorded cases.
- A total of **26 298 (16%)** of the confirmed cases are among the 5-19 years category.
- A total of **18 771 (11%)** of the confirmed cases are among the 50 - 59 years group.
- The under 5 years age group make up **3 582 (2%)** of the total cases whereas, **16 674 (10%)** are above 60 years of age.



**Figure 1: Age and Sex distribution of COVID-19 confirmed cases, 28 May 2022**

**Table 2: The current distribution for hospitalization of confirmed cases by region, 28 May 2022**

Region	Hospitalized confirmed cases		Vaccinated		Intensive Care Unit		Vaccinated	
	Current	Previous	1 <sup>st</sup> dose	2 <sup>nd</sup> dose	Current	Previous	1 <sup>st</sup> dose	2 <sup>nd</sup> dose
Erongo	8	10	1	1	1	1	0	0
Hardap	4	4	0	0	0	0	0	0
ǀKaras	6	6	0	0	0	0	0	0
Kavango East	6	6	0	0	0	0	0	0
Kavango West	0	0	0	0	0	0	0	0
Khomas	17	18	5	3	5	5	0	0
Kunene	4	77	0	0	0	0	0	0
Oshana	0	0	0	0	0	0	0	0
Omaheke	0	0	0	0	0	0	0	0
Omusati	8	8	0	0	0	0	0	0
Oshana	2	3	0	0	0	0	0	0
Oshikoto	4	1	0	0	0	0	0	0
Otjozondjupa	2	2	0	0	0	0	0	0
Zambezi	0	0	0	0	0	0	0	0
<b>Total</b>	<b>61</b>	<b>135</b>	<b>6</b>	<b>4</b>	<b>6</b>	<b>6</b>	<b>0</b>	<b>0</b>

**Table 6: Summary of COVID-19 vaccine 3<sup>rd</sup> doses administered, 28 May 2022**

Region	Cumulative no. of persons vaccinated			
	Sinopharm	AstraZeneca	Pfizer	Booster Doses J&J
Erongo	2 096	1 021	3 457	786
Hardap	3 185	885	1 208	1 276
Kharas	1 442	414	477	227
Kavango East	1 128	493	626	951
Kavango West	1 187	538	693	922
Khomas	3 541	1 694	6 540	1 314
Kunene	2 249	779	745	1 117
Ohangwena	871	307	61	190
Omaheke	3 030	1 523	977	69
Omusati	1 925	829	649	302
Oshana	2 102	597	712	565
Oshikoto	1 474	432	303	200
Otjozondjupa	2 376	1 128	1 221	654
Zambezi	772	146	136	399
<b>Total</b>	<b>27 378</b>	<b>10 786</b>	<b>17 805</b>	<b>8 972</b>

**Table 5: Summary of COVID-19 vaccine doses administered, 28 May 2022**

Region	Cumulative no. of persons vaccinated with doses of Sinopharm, AstraZeneca, Sputnik V, Pfizer and Jassen & Johnson		Targeted Population	Vaccination Coverage (%)	Cumulative no. of Healthcare Workers vaccinated with doses of Sinopharm, AstraZeneca, Sputnik V, Pfizer and Jassen & Johnson	
	1 <sup>st</sup> dose	Fully vaccinated			1 <sup>st</sup> doses	Fully vaccinated
Erongo	43 022	38 464	161 966	24%	1 449	1 112
Hardap	29 834	25 494	69 121	37%	551	455
Kharas	24 122	20 465	69 786	29%	822	499
Kavango East	42 521	31 995	105 223	30%	1 289	1 035
Kavango West	32 384	25 902	57 210	45%	441	398
Khomas	103 818	91 595	362 620	25%	4 098	3 081
Kunene	29 243	23 965	72 991	33%	695	541
Ohangwena	33 286	27 154	174 546	16%	891	718
Omaheke	23 704	21 327	53 002	40%	429	340
Omusati	28 778	25 408	179 370	14%	1 025	806
Oshana	25 105	22 327	143 395	16%	1 652	1 358
Oshikoto	26 150	22 903	144 912	16%	894	783
Otjozondjupa	35 937	31 929	112 119	28%	926	683
Zambezi	10 317	9 470	73 010	13%	717	675
<b>Total</b>	<b>488 221</b>	<b>418 398</b>	<b>1 779 271</b>	<b>24%</b>	<b>15 879</b>	<b>12 484</b>

**PUBLIC HEALTH ACTION (S)**

- The COVID-19 vaccination programme is ongoing throughout the country.
- The public is encouraged to continue adhering to COVID-19 preventative measures as the situation is being observed.
- The government and development partners continue to prioritize the continuation of essential health services.

**CHALLENGES**

Slow vaccine uptake among members of the public, and circulation of anti-vaccination information.

**RECOMMENDATIONS**

Encourage the public to get vaccinated and strengthen community health awareness to counteract anti-vaccination information in circulation.

APPROVED





INCIDENT MANAGER  
28 MAY 2022




SECRETARIAT

For enquiries, please contact  
Namibia Public Health Emergency Operations Centre;

 [PHFOC@mhss.gov.na](mailto:PHFOC@mhss.gov.na)

 0800 100 100

 0851 100 100