



NAMIBIA COVID-19 SITUATION REPORT NO. 807

Outbreak Name	COVID-19 outbreak	Country affected	Namibia
Date & Time	04.06 .2022 17h00	Investigation start Date	13 March 2020
Prepared by	Surveillance Team		

HIGHLIGHTS/SITUATION UPDATE (04/06/2022)

CUMULATIVE

Tested 1 044 181

Confirmed 164 645

Active 2 269

Recovered 161 174

Vaccinated

1<sup>st</sup> doses 490 440 2<sup>nd</sup> doses 274 941 Booster doses 67 494

Deaths 4 040

TOTAL TODAY

Tested 1 042

Confirmed 163

Active 2 269

Recovered 116

Vaccinated

1<sup>st</sup> doses 235 2<sup>nd</sup> doses 90 Booster doses 200

Deaths 1

- A total of **164 645** cases have been recorded to-date, representing **6%** of the total population (**2 550 226**).
- More female cases **87 564 (53%)** have been recorded.
- Of the total confirmed cases, **5 619 (3%)** are Health Workers, with **7** new confirmation today.
  - **4 726 (84.4%)** State; **884 (15.4%)** Private, **9 (0.1%)** Non-Governmental Organizations.
  - **5 554 (100%)** recoveries and **25 (0.5%)** deaths.
- The recovery rate now stands at **96%**.
- **Khomas** and **Erongo** regions reported the highest number of cases with **54 242 (33%)** and **23 483 (14%)** respectively.
- Of the total fatalities **3 698 (92%)** are COVID-19 deaths while **342 (8%)** are COVID-19 related deaths.
- The case fatality rate now stands at **2.5%**.

Table 1: Distribution of confirmed COVID-19 cases by region, 04 June 2022

Region	New cases	New re-infections	Cummulative re-Infections	Cummulative New cases	Active cases	Recoveries	Cumulative Deaths	Cumulative deaths with co-morbidities	Non-COVID deaths	Health Workers
Erongo	26	4	421	23 483	306	23 165	428	354	5	515
Hardap	2	0	116	8 759	115	8 495	265	168	0	191
Karas	13	6	278	10 544	182	10 479	161	138	0	315
Kavango East	3	0	63	6 531	103	6 261	228	132	2	299
Kavango West	0	0	4	860	18	823	23	21	0	50
Khomas	31	5	1 315	54 242	792	53 858	906	705	1	1 926
Kunene	9	1	70	5 246	39	5 120	157	110	0	164
Ohangwena	3	0	51	6 169	107	5 903	208	126	2	224
Omaheke	0	0	70	5 344	78	5 044	291	205	1	147
Omusati	37	3	54	7 830	159	7 381	344	211	0	282
Oshana	3	0	101	10 786	108	10 381	397	244	1	612
Oshikoto	24	2	70	8 140	92	7 906	210	160	2	382
Otjozondjupa	12	2	213	13 096	149	12 872	287	196	1	383
Zambezi	0	0	27	3 615	21	3 486	135	77	0	129
Total	163	23	2 853	164 645	2 269	161 174	4 040	2 847	15	5 619

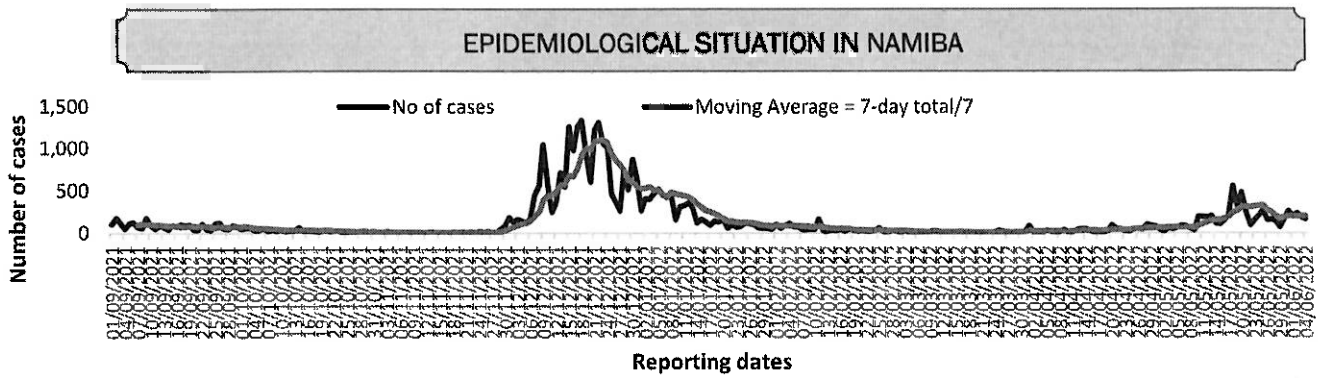
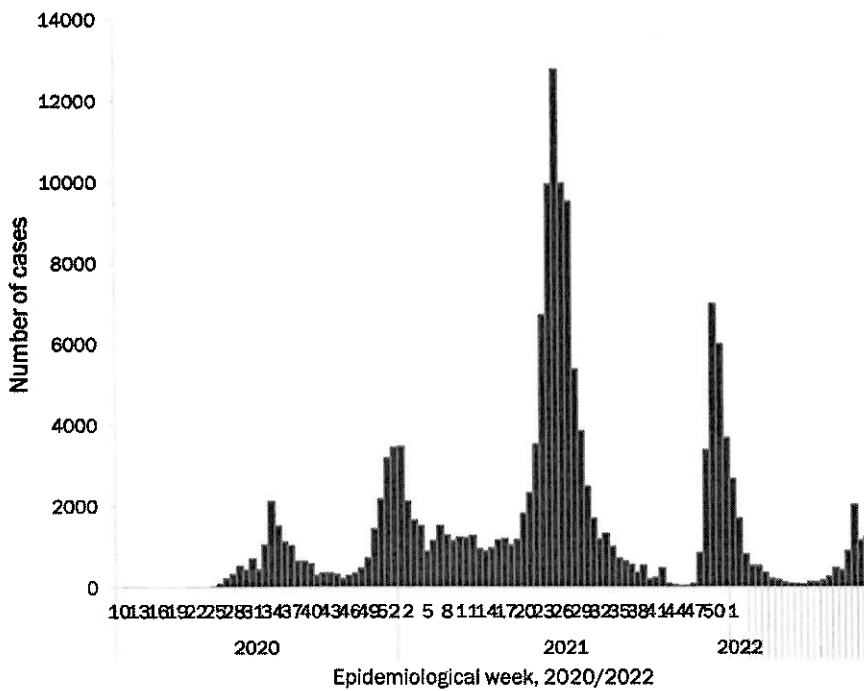


Figure 2: The 7 days moving average line chart for confirmed COVID-19 cases, 04 June 2022



- The highest peak of **12 787 (8%)** cases was recorded during week 25 of 2021 (Figure 3).
- The country has started seeing a gradual reduction in the average number of confirmed cases from 1424 to 29 from epi-week 26 to 40 of 2021.
- Another peak of **7005** cases was recorded in week 50 of 2021.
- The number of cases have started increasing again in the last three weeks as seen on the graph.

- The National Call Center continues operations for **24 hours** daily.
- Today (04/06/2022), **253** calls were answered.

Table 4: Number of people in quarantine 04 June 2022

Region	Newly quarantined 24 hours	Cumulative number	Number discharged	Number in quarantine now
Erongo	0	8 214	7 898	316
Hardap	0	3 269	3 263	6
Kavango (East and West)	0	1 816	1 799	17
Khomas	0	3 775	3 767	8
Kharas	0	10 000	10 000	0
Kunene	0	6 883	6 856	27
Ohangwena	0	924	924	0
Omaheke	0	22 100	21 640	460
Omusati	0	4 010	4 007	3
Oshana	0	402	400	2
Oshikoto	0	28 973	28 869	104
Otjozondjupa	0	1 932	1 932	0
Zambezi	0	2 211	2 202	9
<b>Total</b>	<b>0</b>	<b>94 509</b>	<b>93 557</b>	<b>952</b>

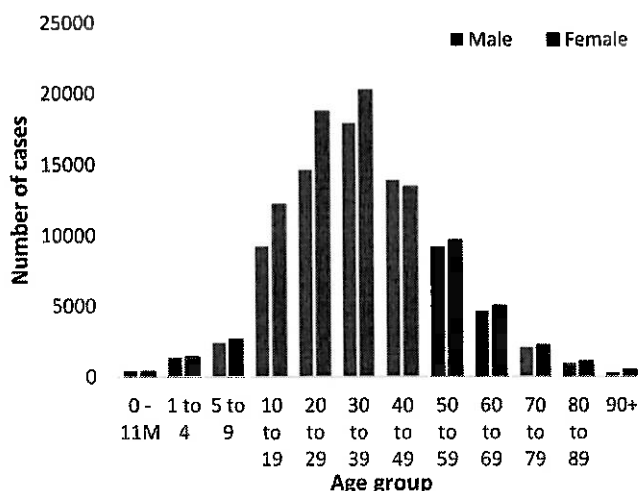
- Since March 2020, **94 509** people have been placed into quarantine around the country.
- A total of **952** people are currently in quarantine, with **0** new admissions.

**Table 3: COVID-19 specimen recorded at the Laboratories  
04 June 2022**

VARIABLES	TOTAL
Total samples received by the Laboratory	1 044 130
Total samples tested	1 024 754
Total samples re-tested	19 259
Total positive results	164 645
Total negative results	859 981
Total samples discarded	117
Invalid results	0
Total pending results	0
Indeterminant/Inconclusive	128
Suspected cases in 24 hours (excluding re-tests)	1 016

- The laboratory testing capacity has been enhanced; with a total of twenty-three (23) laboratories carrying out the testing of samples: NIP, Path-Care, UNAM Molecular, Central Veterinary Laboratory, Namib Poultry, NAMDEB, NamPath, Namibia Central Pathology, DiagnoLab, High Care, Alpha Medical Laboratory, NCP, Maerua MC, Des-Jo Medical Test Centre, ProQuest Diagnostic Laboratory, MAXI, Medlink Laboratory Services, Biotech Medical, Covisure, Star Care, Soweto Medical Center, Hosea Kutako International Airport & Oshana Med Laboratory .
- To date, **1 044 181** tests (including **19 259** re-tests) have been conducted by authorized laboratories.
- Since the beginning of the outbreak, **175 369** contacts of confirmed cases have been identified, **21** contacts were identified within the last 24 hours from 4 regions.
- Cumulatively, **172 426** contacts have completed their monitoring period, while **299** contacts are lost to follow-up and a total of **29 108 (18%)** contacts of confirmed cases have tested positive.
- Today, **1 057 (79%)** out of **1 344** contacts were monitored.

- Of the total confirmed cases, **98 813 (60%)** are in the 20-49 years age-brackets which constitutes the majority of the recorded cases.
- A total of **26 481 (16%)** of the confirmed cases are among the 5-19 years category.
- A total of **18 892 (11%)** of the confirmed cases are among the 50 - 59 years group.
- The under 5 years age group make up **3 622 (2%)** of the total cases whereas, **16 838 (10%)** are above 60 years of age.



**Figure 1: Age and Sex distribution of COVID-19 confirmed cases, 04 May 2022**

**Table 2: The current distribution for hospitalization of confirmed cases by region, 04 June 2022**

Region	Hospitalized confirmed cases		Vaccinated		Intensive Care Unit		Vaccinated	
	Current	Previous	1 <sup>st</sup> dose	2 <sup>nd</sup> dose	Current	Previous	1 <sup>st</sup> dose	2 <sup>nd</sup> dose
Erongo	9	8	0	0	1	1	0	0
Hardap	2	2	0	0	0	0	0	0
Kharas	5	5	0	0	0	0	0	0
Kavango East	7	7	2	0	0	0	0	0
Kavango West	0	0	0	0	0	0	0	0
Khomas	31	26	0	2	7	6	0	0
Kunene	0	0	0	0	0	0	0	0
Ohangwena	6	1	0	0	0	0	0	0
Omaheke	0	0	0	0	0	0	0	0
Omusati	6	6	0	0	0	0	0	0
Oshana	7	7	0	0	0	0	0	0
Oshikoto	6	3	0	0	0	0	0	0
Otjozondjupa	2	2	0	0	0	0	0	0
Zambezi	0	0	1	1	0	0	0	0
<b>Total</b>	<b>81</b>	<b>67</b>	<b>3</b>	<b>3</b>	<b>8</b>	<b>7</b>	<b>0</b>	<b>0</b>

**Table 6: Summary of COVID-19 vaccine 3<sup>rd</sup> doses administered, 04 June 2022**

Region	Cumulative no. of persons vaccinated			
	Sinopharm	AstraZeneca	Pfizer	Booster Doses J&J
Erongo	2134	1043	3502	825
Hardap	3236	888	1240	1340
Kharas	1504	430	497	257
Kavango East	1163	508	650	1012
Kavango West	1228	573	717	944
Khomas	3780	1826	6748	1470
Kunene	2279	794	745	1153
Ohangwena	927	317	65	205
Omaheke	3110	1535	1009	107
Omusati	2096	860	681	333
Oshana	2179	615	735	605
Oshikoto	1533	453	318	235
Otjozondjupa	2444	1178	1259	682
Zambezi	797	148	143	439
<b>Total</b>	<b>28410</b>	<b>11168</b>	<b>18309</b>	<b>9607</b>

**Table 5: Summary of COVID-19 vaccine doses administered, 04 June 2022**

Region	Cumulative no. of persons vaccinated with doses of Sinopharm, AstraZeneca, Sputnik V, Pfizer and Jassen & Johnson		Targeted Population	Vaccination Coverage (%)	Cumulative no. of Healthcare Workers vaccinated with doses of Sinopharm, AstraZeneca, Sputnik V, Pfizer and Jassen & Johnson	
	1 <sup>st</sup> dose	Fully vaccinated			1 <sup>st</sup> doses	Fully vaccinated
Erongo	43199	38626	161 966	24%	1449	1112
Hardap	29959	25597	69 121	37%	551	455
Kharas	24233	20573	69 786	29%	823	500
Kavango East	42615	32124	105 223	30%	1289	1036
Kavango West	32563	26171	57 210	46%	443	400
Khomas	104294	92182	362 620	25%	4098	3081
Kunene	29327	24007	72 991	33%	695	541
Ohangwena	33417	27246	174 546	16%	891	718
Omaheke	23811	21439	53 002	40%	429	342
Omusati	28950	25573	179 370	14%	1026	807
Oshana	25259	22440	143 395	16%	1653	1359
Oshikoto	26256	23076	144 912	16%	895	785
Otjozondjupa	36090	32096	112 119	29%	927	684
Zambezi	10467	9590	73 010	13%	717	675
<b>Total</b>	<b>490440</b>	<b>420740</b>	<b>1 779 271</b>	<b>24%</b>	<b>15886</b>	<b>12495</b>

**PUBLIC HEALTH ACTION (S)**

- The COVID-19 vaccination programme is ongoing throughout the country.
- The public is encouraged to continue adhering to COVID-19 preventative measures as the situation is being observed.
- The government and development partners continue to prioritize the continuation of essential health services.

**CHALLENGES**

Slow vaccine uptake among members of the public, and circulation of anti-vaccination information.

**RECOMMENDATIONS**

Encourage the public to get vaccinated and strengthen community health awareness to counteract anti-vaccination information in circulation.

APPROVED





**INCIDENT MANAGER**  
04 JUNE 2022




**SECRETARIAT**

For enquiries, please contact  
Namibia Public Health Emergency Operations Centre;

 PHEOC@mhss.gov.na

 0800 100 100

 0851 100 100