



## NAMIBIA COVID-19 SITUATION REPORT NO. 857

Outbreak Name	COVID-19 outbreak	Country affected	Namibia
Date & Time	24.07 .2022 17h00	Investigation start Date	14 March 2020

### HIGHLIGHTS/SITUATION UPDATE (24/07/2022)

#### CUMULATIVE

Tested 1 068 641

Confirmed 166 437

Active 144

Recovered 165 244

Vaccinated

1<sup>st</sup> doses 535 636 2<sup>nd</sup> doses 279 901  
Booster doses 81 743

Deaths 4 072

#### TOTAL TODAY

Tested 156

Confirmed 2

Active 144

Recovered 5

Vaccinated

1<sup>st</sup> doses 90 2<sup>nd</sup> doses 4 Booster doses 11

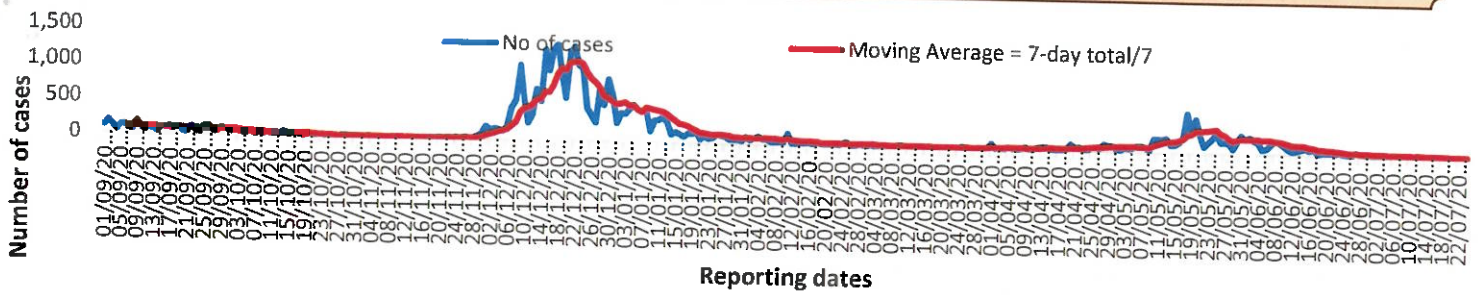
Deaths 1

- A total of 166 437 cases have been recorded to-date, representing 7% of the total population (2 550 226).
- More female cases 88 496 (53%) have been recorded.
- Of the total confirmed cases, 5 710 (3%) are Health Workers, with 0 new confirmed today.
  - 4 798 (84.1%) State; 902 (15.8%) Private, 10 (0.2%) Non-Governmental Organizations.
  - 5 710 (100%) recoveries and 25 (0.5%) deaths.
- The recovery rate now stands at 97%.
- Khomas and Erongo regions reported the highest number of cases with 54 696 (33%) and 23 816 (14%) respectively.
- Of the total fatalities 3 718 (91%) are COVID-19 deaths while 354 (9%) are COVID-19 related deaths.
- The case fatality rate now stands at 2.4%.

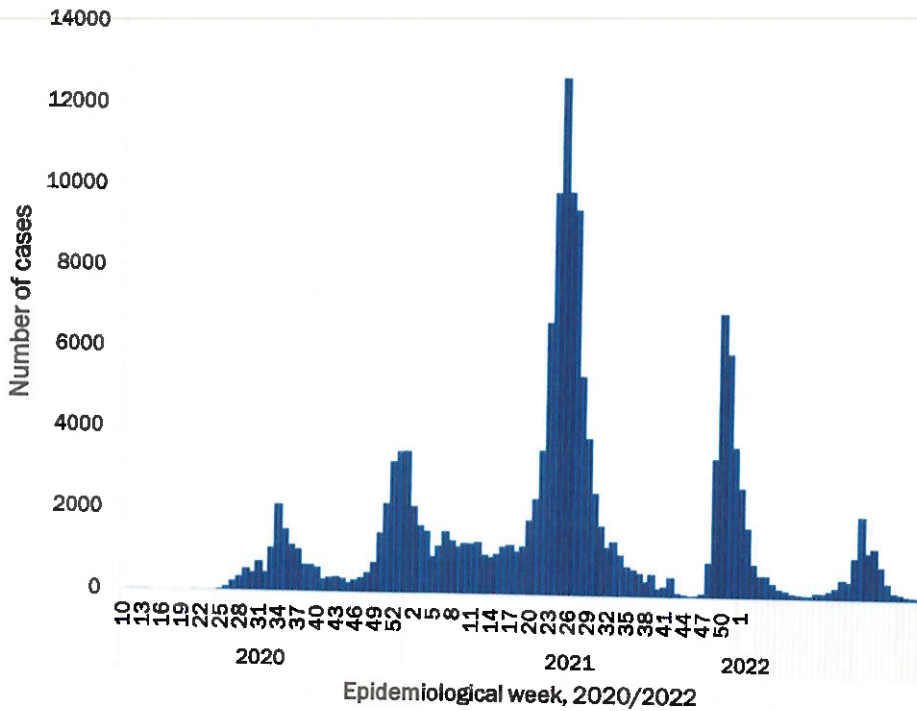
**Table 1: Distribution of confirmed COVID-19 cases by region, 24 July 2022**

	New cases	New re-infections	Cum re-infections	Cum confirmed excluding re-infections	Active cases	Recoveries	Cum Deaths	Cum deaths with co-morbidities	Non-COVID deaths	Health Workers
Erongo	0	1	451	23 816	9	23 822	431	355	5	528
Hardap	0	0	119	8 803	0	8 657	265	168	0	193
! Kharas	0	0	317	10 721	28	10 847	163	138	0	324
Kavango East	0	0	77	6 704	1	6 548	230	132	2	315
Kavango West	0	0	4	865	23	823	23	21	0	50
Khomas	0	0	1 366	54 696	19	55 132	910	706	1	1 937
Kunene	0	0	73	5 290	0	5 202	161	110	0	166
Ohangwena	0	0	57	6 246	27	6 059	215	127	2	235
Omaheke	0	0	71	5 379	0	5 158	291	205	1	152
Omusati	1	0	59	7 955	12	7 658	344	211	0	289
Oshana	0	0	110	10 902	15	10 592	404	244	1	613
Oshikoto	0	0	79	8 210	0	8 075	212	160	2	388
Otjozondjupa	1	0	225	13 200	3	13 133	288	196	1	389
Zambezi	0	0	30	3 650	7	3 538	135	77	0	131
<b>Total</b>	<b>2</b>	<b>0</b>	<b>3 038</b>	<b>166 437</b>	<b>144</b>	<b>165 244</b>	<b>4 072</b>	<b>2 840</b>	<b>15</b>	<b>5 710</b>

## EPIDEMIOLOGICAL SITUATION IN NAMIBA



**Figure 2: The 7 days moving average line chart for confirmed COVID-19 cases, 24 July 2022**



- The highest peak of **12 787 (8%)** cases was recorded during week 25 of 2021 (Figure 3).
- The country has started seeing a gradual reduction in the average number of confirmed cases from 1424 to 29 from epi-week 26 to 40 of 2021.
- Another peak of **7005** cases was recorded in week 50 of 2021.
- The number of cases have started decreasing in the last three weeks as seen on the graph.

- The National Call Center continues operations for 24 hours daily.
- Today (24/07/2022), **24** calls were answered.

**Figure 3: Epi-curve for confirmed COVID-19 case, 24 July 2022**

**Table 4: Number of people in quarantine 24 July 2022**

Region	Newly quarantined 24 hours	Cumulative number	Number discharged	Number in quarantine now
Erongo	0	8674	8669	5
Hardap	0	3269	3269	0
Kavango (East and West)	0	1852	1835	17
Khomas	0	3781	3781	0
Kharas	0	10000	10000	0
Kunene	0	6966	6955	11
Ohangwena	0	924	924	0
Omaheke	0	23799	23749	50
Omusati	0	4023	4023	0
Oshana	0	402	402	0
Oshikoto	0	29746	29735	11
Otjozondjupa	0	1932	1932	0
Zambezi	0	2252	2244	8
<b>Total</b>	<b>0</b>	<b>97620</b>	<b>97518</b>	<b>102</b>

- Since March 2020, **97 620** people have been placed into quarantine around the country.
- A total of **102** people are currently in quarantine, with **0** new admissions.

**Table 3: COVID-19 specimen recorded at the Laboratories  
24 July 2022**

VARIABLES	TOTAL
Total samples received by the Laboratory	1 068 589
Total samples tested	1 048 856
Total samples re-tested	19 616
Total positive results	166 437
Total negative results	882 260
Total samples discarded	117
Invalid results	0
Total pending results	0
Indeterminant/Inconclusive	159
Suspected cases in 24 hours (excluding re-tests)	156

➤ The laboratory testing capacity has been enhanced; with a total of twenty-three (23) laboratories carrying out the testing of samples: NIP, Path-Care, UNAM Molecular, Central Veterinary Laboratory, Namib Poultry, NAMDEB, NamPath, Namibia Central Pathology, DiagnoLab, High Care, Alpha Medical Laboratory, NCP, Maerua MC, Des-Jo Medical Test Centre, ProQuest Diagnostic Laboratory, MAXI, Medlink Laboratory Services, Biotech Medical, Covisure, Star Care, Soweto Medical Center, Hosea Kutako International Airport & Oshana Med Laboratory .

➤ To date, **1 068 641** tests (including **19 616** re-tests) have been conducted by authorized laboratories.

➤ Since the beginning of the outbreak, **178 008** contacts of confirmed cases have been identified, **2** contact was identified within the last 24 hours from no region.

➤ Cumulatively, **175 381** contacts have completed their monitoring period, while **299** contacts are lost to follow-up and a total of **29 269 (18%)** contacts of confirmed cases have tested positive.

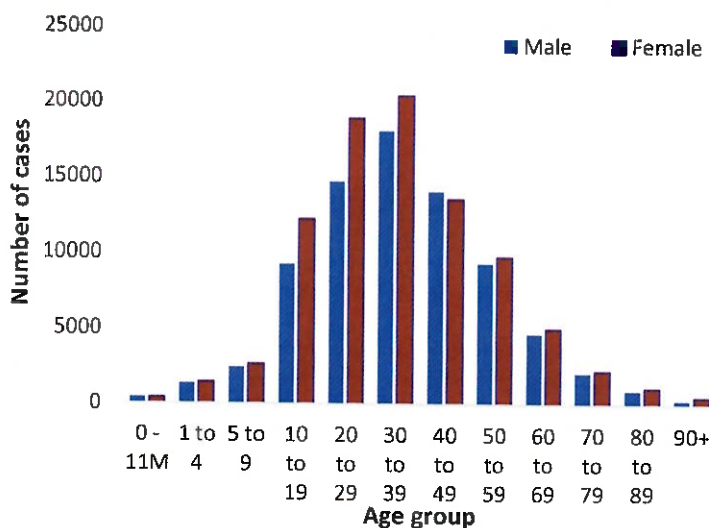
➤ Today, **170 (100%)** out of **170** contacts were monitored.

➤ Of the total confirmed cases, **99 833 (60%)** are in the 20-49 years age-brackets which constitutes the majority of the recorded cases.

➤ A total of **26 676 (16%)** of the confirmed cases are among the 5-19 years category.

➤ A total of **19 126 (11%)** of the confirmed cases are among the 50 - 59 years group.

➤ The under 5 years age group make up **3 715 (2%)** of the total cases whereas, **17 098 (10%)** are above 60 years of age.



**Figure 1: Age and Sex distribution of COVID-19 confirmed cases, 24 July 2022**

**Table 2: The current distribution for hospitalization of confirmed cases by region, 24 July 2022**

Region	Hospitalized confirmed cases		Vaccinated		Intensive Care Unit		Vaccinated	
	Current	Previous	1 <sup>st</sup> dose	2 <sup>nd</sup> dose	Current	Previous	1 <sup>st</sup> dose	2 <sup>nd</sup> dose
Erongo	2	2	0	0	0	0	0	0
Hardap	0	0	0	0	0	0	0	0
Kharas	1	1	0	0	0	0	0	0
Kavango East	0	0	0	0	0	0	0	0
Kavango West	0	0	0	0	0	0	0	0
Khomas	1	1	0	0	1	1	0	0
Kunene	0	0	0	0	0	0	0	0
Oshana	4	4	0	0	0	0	0	0
Omaheke	0	0	0	0	0	0	0	0
Omusati	5	5	0	0	0	0	0	0
Oshana	2	4	1	0	0	0	0	0
Oshikoto	0	0	0	0	0	0	0	0
Otjozondjupa	2	2	0	0	0	0	0	0
Zambezi	1	1	0	0	0	0	0	0
<b>Total</b>	<b>18</b>	<b>20</b>	<b>1</b>	<b>0</b>	<b>1</b>	<b>1</b>	<b>0</b>	<b>0</b>

**Table 6: Summary of COVID-19 vaccine 3<sup>rd</sup> doses administered, 24 July 2022**

Region	Cumulative no. of persons vaccinated			
	Sinopharm	AstraZeneca	Pfizer	Booster Doses J&J
Erongo	2 408	1 079	3 781	1 107
Hardap	3 709	906	1 448	1 933
Karas	1 945	475	634	499
Kavango East	1 590	517	984	1 666
Kavango West	1 560	580	898	1 361
Khomas	4 437	1 986	7 436	2 335
Kunene	2 599	934	862	1 533
Ohangwena	1 219	376	127	315
Omaheke	3 322	1 557	1 102	206
Omusati	2 670	973	914	640
Oshana	2 705	699	917	977
Oshikoto	1 913	516	391	388
Otjozondjupa	2 695	1 195	1 418	1 186
Zambezi	961	162	174	823
<b>Total</b>	<b>33 733</b>	<b>11 955</b>	<b>21 086</b>	<b>14 969</b>

**Table 5: Summary of COVID-19 vaccine doses administered, 24 July 2022**

Region	Cumulative no. of persons vaccinated with doses of Sinopharm, AstraZeneca, Sputnik V, Pfizer and Jassen & Johnson		Targeted Population	Vaccination Coverage (%)	Cumulative no. of Healthcare Workers vaccinated with doses of Sinopharm, AstraZeneca, Sputnik V, Pfizer and Jassen & Johnson	
	1 <sup>st</sup> dose	Fully vaccinated			1 <sup>st</sup> doses	Fully vaccinated
Erongo	46 191	41 496	161 966	26%	1 453	1 116
Hardap	31 628	27 287	69 121	39%	552	457
Karas	26 085	22 319	69 786	32%	839	518
Kavango East	47 212	35 966	105 223	34%	1 299	1 046
Kavango West	34 609	27 856	57 210	49%	446	403
Khomas	111 880	99 514	362 620	27%	4 122	3 112
Kunene	31 604	25 976	72 991	35%	695	544
Ohangwena	36 658	30 389	174 546	17%	943	769
Omaheke	24 751	22 294	53 002	42%	430	342
Omusati	32 702	28 421	179 370	16%	1 030	811
Oshana	30 326	27 445	143 395	19%	1 670	1 376
Oshikoto	29 386	25 936	144 912	18%	902	793
Otjozondjupa	39 183	34 899	112 119	31%	933	689
Zambezi	13 421	12 356	73 010	17%	728	687
<b>Total</b>	<b>535 636</b>	<b>462 154</b>	<b>1 779 271</b>	<b>26%</b>	<b>16 042</b>	<b>12 663</b>

**PUBLIC HEALTH ACTION (S)**

- The COVID-19 vaccination programme is ongoing throughout the country.
- The public is encouraged to continue adhering to COVID-19 preventative measures as the situation is being observed.
- The government and development partners continue to prioritize the continuation of essential health services.

**CHALLENGES**

Slow vaccine uptake among members of the public, and circulation of anti-vaccination information.


**RECOMMENDATIONS**

Encourage the public to get vaccinated and strengthen community health awareness to counteract anti-vaccination information in circulation.




APPROVED



INCIDENT MANAGER  
24 JULY 2022



SECRETARIAT

For enquiries, please contact  
**Namibia Public Health Emergency Operations Centre;**  
 [PHEOC@mhss.gov.na](mailto:PHEOC@mhss.gov.na)  
 0800 100 100  
 0851 100 100