



## NAMIBIA COVID-19 SITUATION REPORT NO. 854

Outbreak Name	COVID-19 outbreak	Country affected	Namibia
Date & Time	21.07.2022 17h00	Investigation start Date	14 March 2020

### HIGHLIGHTS/SITUATION UPDATE (21/07/2022)

#### CUMULATIVE

Tested 1 067 894

Confirmed 166 413

Active 128

Recovered 165 234

Vaccinated

1<sup>st</sup> doses 533 512 2<sup>nd</sup> doses 279 732  
Booster doses 81 342

Deaths 4 071

#### TOTAL TODAY

Tested 227

Confirmed 8

Active 128

Recovered 7

Vaccinated

1<sup>st</sup> doses 2 491 2<sup>nd</sup> doses 117 Booster doses 369

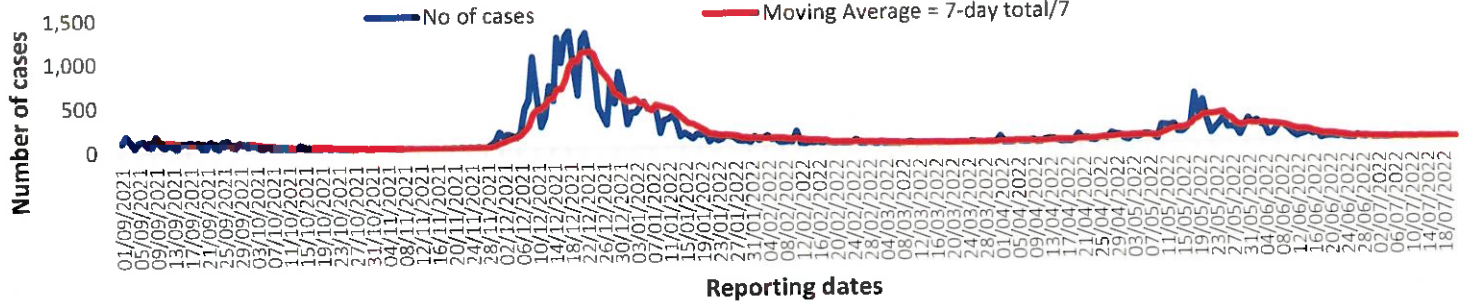
Deaths 0

- A total of **166 413** cases have been recorded to-date, representing **7%** of the total population (**2 550 226**).
- More female cases **88 482 (53%)** have been recorded.
- Of the total confirmed cases, **5 710 (3%)** are Health Workers, with **0** new confirmed today.
  - 4 798 (84.1%) State; 902 (15.8%) Private, 10 (0.2%) Non-Governmental Organizations.
  - 5 692 (100%) recoveries and 25 (0.5%) deaths.
- The recovery rate now stands at **97%**.
- Khomas and Erongo regions reported the highest number of cases with **54 692 (33%)** and **23 812 (14%)** respectively.
- Of the total fatalities **3 718 (91%)** are COVID-19 deaths while **353 (9%)** are COVID-19 related deaths.
- The case fatality rate now stands at **2.4%**.

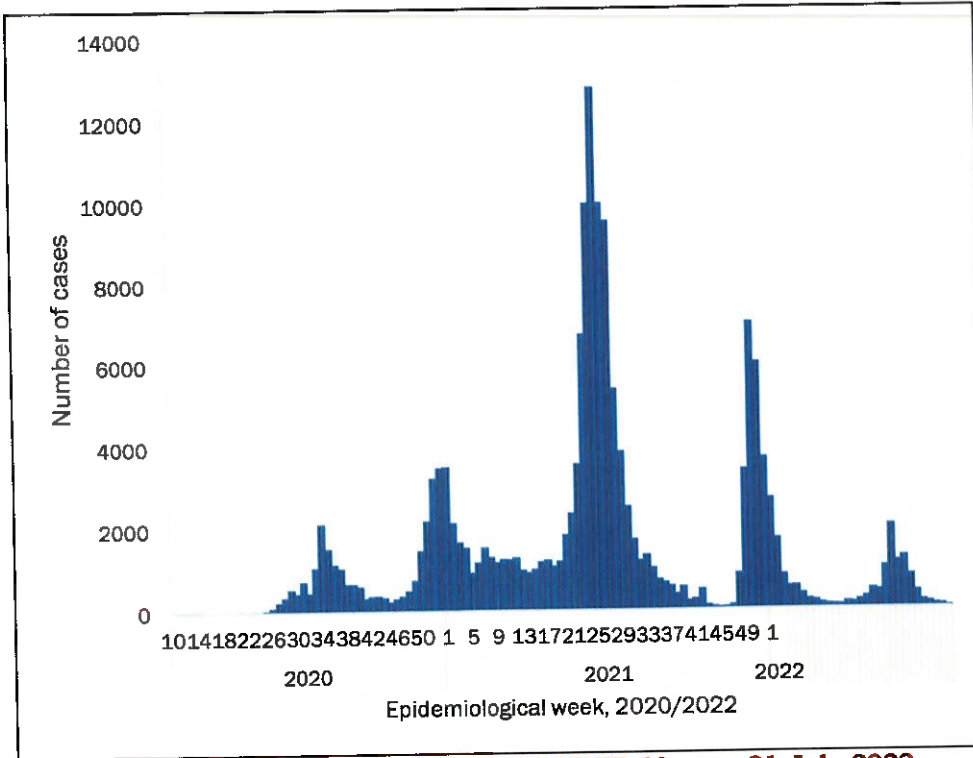
**Table 1: Distribution of confirmed COVID-19 cases by region, 21 July 2022**

	New cases	New re-infections	Cum re-infections	Cum confirmed excluding re-infections	Active cases	Recoveries	Cum Deaths	Cum deaths with co-morbidities	Non-COVID deaths	Health Workers
Erongo	0	0	450	23 812	11	23 816	430	355	5	528
Hardap	0	0	119	8 803	0	8 657	265	168	0	193
ǀKaras	1	0	317	10 720	27	10 847	163	138	0	324
Kavango East	0	0	77	6704	4	6 545	230	132	2	315
Kavango West	0	0	4	865	23	823	23	21	0	50
Khomas	0	0	1 365	54 692	15	55 131	910	706	1	1 937
Kunene	0	0	73	5 290	0	5 202	161	110	0	166
Ohangwena	0	0	57	6 244	25	6 059	215	127	2	235
Omahaheke	0	0	71	5 379	0	5 158	291	205	1	152
Omusati	7	0	59	7 953	10	7 658	344	211	0	289
Oshana	0	0	109	10 896	8	10 592	404	244	1	613
Oshikoto	0	0	79	8 210	0	8 075	212	160	2	388
Otjozondjupa	0	0	225	13 199	2	13 133	288	196	1	389
Zambezi	0	0	30	3 646	3	3 538	135	77	0	131
<b>Total</b>	<b>8</b>	<b>0</b>	<b>3 035</b>	<b>166 413</b>	<b>128</b>	<b>165 234</b>	<b>4 071</b>	<b>2 840</b>	<b>15</b>	<b>5 710</b>

## EPIDEMIOLOGICAL SITUATION IN NAMIBA



**Figure 2: The 7 days moving average line chart for confirmed COVID-19 cases, 21 July 2022**



**Figure 3: Epi-curve for confirmed COVID-19 case, 21 July 2022**

- The highest peak of **12 787 (8%)** cases was recorded during week 25 of 2021 (Figure 3).
- The country has started seeing a gradual reduction in the average number of confirmed cases from 1424 to 29 from epi-week 26 to 40 of 2021.
- Another peak of **7005** cases was recorded in week 50 of 2021
- The number of cases have started decreasing in the last three weeks as seen on the graph.

- The National Call Center continues operations for 24 hours daily.
- Today (21/07/2022), **72** calls were answered.

**Table 4: Number of people in quarantine 21 July 2022**

Region	Newly quarantined 24 hours	Cumulative number	Number discharged	Number in quarantine now
Erongo	0	8 673	8 669	4
Hardap	0	3 269	3 269	0
Kavango (East and West)	0	1 835	1 835	0
Khomas	0	3 781	3 781	0
Kharas	0	10 000	10 000	0
Kunene	0	6 959	6 955	4
Ohangwena	0	924	924	0
Omaheke	10	23 782	23 649	133
Omusati	2	4 023	4 021	2
Oshana	0	402	402	0
Oshikoto	5	29 733	29 709	24
Otjozondjupa	0	1 932	1 932	0
Zambezi	0	2 252	2 244	8
<b>Total</b>	<b>17</b>	<b>97 565</b>	<b>97 390</b>	<b>175</b>

- Since March 2020, **97 565** people have been placed into quarantine around the country.
- A total of **175** people are currently in quarantine, with **17** new admissions.

**Table 3: COVID-19 specimen recorded at the Laboratories  
21 July 2022**

VARIABLES	TOTAL
Total samples received by the Laboratory	1 067 842
Total samples tested	1 048 113
Total samples re-tested	19 612
Total positive results	166 413
Total negative results	881 541
Total samples discarded	117
Invalid results	0
Total pending results	0
Indeterminant/Inconclusive	159

➤ The laboratory testing capacity has been enhanced; with a total of twenty-three (23) laboratories carrying out the testing of samples: NIP, Path-Care, UNAM Molecular, Central Veterinary Laboratory, Namib Poultry, NAMDEB, NamPath, Namibia Central Pathology, DiagnoLab, High Care, Alpha Medical Laboratory, NCP, Maerua MC, Des-Jo Medical Test Centre, ProQuest Diagnostic Laboratory, MAXI, Medlink Laboratory Services, Biotech Medical, Covisure, Star Care, Soweto Medical Center, Hosea Kutako International Airport & Oshana Med Laboratory .

➤ To date, **1 067 894** tests (including **19 612** re-tests) have been conducted by authorized laboratories.

➤ Since the beginning of the outbreak, **177 047** contacts of confirmed cases have been identified, **0** contact was identified within the last 24 hours from **8** regions.

➤ Cumulatively, **174 734** contacts have completed their monitoring period, while **299** contacts are lost to follow-up and a total of **29 253 (18%)** contacts of confirmed cases have tested positive.

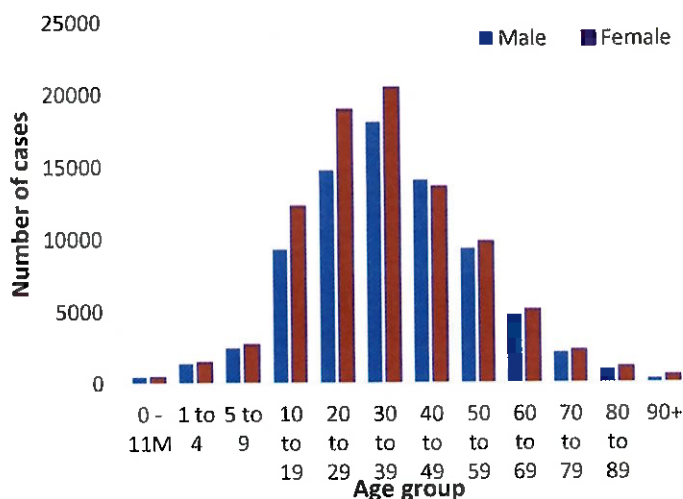
➤ Today, **58 (35%)** out of **166** contacts were monitored.

➤ Of the total confirmed cases, **99 812 (60%)** are in the 20-49 years age-brackets which constitutes the majority of the recorded cases.

➤ A total of **26 673 (16%)** of the confirmed cases are among the 5-19 years category.

➤ A total of **19 121 (11%)** of the confirmed cases are among the 50 - 59 years group.

➤ The under 5 years age group make up **3 714 (2%)** of the total cases whereas, **17 093 (10%)** are above 60 years of age.



**Figure 1: Age and Sex distribution of COVID-19 confirmed cases, 21 July 2022**

**Table 2: The current distribution for hospitalization of confirmed cases by region, 21 July 2022**

Region	Hospitalized confirmed cases		Vaccinated		Intensive Care Unit		Vaccinated	
	Current	Previous	1 <sup>st</sup> dose	2 <sup>nd</sup> dose	Current	Previous	1 <sup>st</sup> dose	2 <sup>nd</sup> dose
Erongo	2	3	0	0	0	0	0	0
Hardap	0	1	0	0	0	0	0	0
ǀKaras	1	1	0	0	0	0	0	0
Kavango East	0	0	0	0	0	0	0	0
Kavango West	0	0	0	0	0	0	0	0
Khomas	1	1	0	0	1	1	0	0
Kunene	0	0	0	0	0	0	0	0
Ohangwena	4	4	0	0	0	0	0	0
Omaheke	0	0	0	0	0	0	0	0
Omusati	2	1	0	0	0	0	0	0
Oshana	4	4	0	0	0	0	0	0
Oshikoto	0	0	0	0	0	0	0	0
Otjozondjupa	3	3	0	0	0	0	0	0
Zambezi	1	0	0	0	0	0	0	0
<b>Total</b>	<b>18</b>	<b>18</b>	<b>0</b>	<b>0</b>	<b>1</b>	<b>1</b>	<b>0</b>	<b>0</b>

**Table 6: Summary of COVID-19 vaccine 3<sup>rd</sup> doses administered, 21 July 2022**

Region	Cumulative no. of persons vaccinated			
	Sinopharm	AstraZeneca	Pfizer	Booster Doses J&J
Erongo	2 408	1 079	3 781	1 102
Hardap	3 694	902	1 442	1 890
Kharas	1 937	470	633	488
Kavango East	1 588	516	982	1 663
Kavango West	1 560	580	898	1 361
Khomas	4 427	1 981	7 436	2 320
Kunene	2 589	934	862	1 529
Ohangwena	1 200	375	127	312
Omaheke	3 318	1 554	1 102	199
Omusati	2 581	943	905	625
Oshana	2 692	695	915	966
Oshikoto	1 907	512	391	386
Otjozondjupa	2 688	1 194	1 417	1 186
Zambezi	958	162	174	806
<b>Total</b>	<b>33 547</b>	<b>11 897</b>	<b>21 065</b>	<b>14 833</b>

**Table 5: Summary of COVID-19 vaccine doses administered, 21 July 2022**

Region	Cumulative no. of persons vaccinated with doses of Sinopharm, AstraZeneca, Sputnik V, Pfizer and Jassen & Johnson		Targeted Population	Vaccination Coverage (%)	Cumulative no. of Healthcare Workers vaccinated with doses of Sinopharm, AstraZeneca, Sputnik V, Pfizer and Jassen & Johnson	
	1 <sup>st</sup> dose	Fully vaccinated			1 <sup>st</sup> doses	Fully vaccinated
Erongo	46 072	41 373	161 966	26%	1 453	1 116
Hardap	31 512	27 160	69 121	39%	552	457
Kharas	26 018	22 254	69 786	32%	839	518
Kavango East	47 153	35 918	105 223	34%	1 299	1 046
Kavango West	34 609	27 856	57 210	49%	446	403
Khomas	111 466	99 112	362 620	27%	4 122	3 112
Kunene	31 553	25 905	72 991	35%	695	544
Ohangwena	36 478	30 213	174 546	17%	943	769
Omaheke	24 726	22 267	53 002	42%	430	342
Omusati	32 318	28 195	179 370	16%	1 030	811
Oshana	30 122	27 236	143 395	19%	1 670	1 376
Oshikoto	29 273	25 829	144 912	18%	902	793
Otjozondjupa	39 024	34 732	112 119	31%	933	689
Zambezi	13 188	12 137	73 010	17%	728	687
<b>Total</b>	<b>533 512</b>	<b>460 187</b>	<b>1 779 271</b>	<b>26%</b>	<b>16 042</b>	<b>12 663</b>

**PUBLIC HEALTH ACTION (S)**

- The COVID-19 vaccination programme is ongoing throughout the country.
- The public is encouraged to continue adhering to COVID-19 preventative measures as the situation is being observed.
- The government and development partners continue to prioritize the continuation of essential health services.

**CHALLENGES**

Slow vaccine uptake among members of the public, and circulation of anti-vaccination information.

**RECOMMENDATIONS**

Encourage the public to get vaccinated and strengthen community health awareness to counteract anti-vaccination information in circulation.

APPROVED

INCIDENT MANAGER  
21 JULY 2022

SECRETARIAT

For enquiries, please contact  
Namibia Public Health Emergency Operations Centre;

 [PHEOC@mhss.gov.na](mailto:PHEOC@mhss.gov.na)

 0800 100 100

 0851 100 100