



NAMIBIA COVID-19 SITUATION REPORT NO. 832

Outbreak Name	COVID-19 outbreak	Country affected	Namibia
Date & Time	30.06.2022 17h00	Investigation start Date	14 March 2020

HIGHLIGHTS/SITUATION UPDATE (30/06/2022)

CUMULATIVE

Tested 1 061 245

Confirmed 166 182

Active 393

Recovered 164 731

Vaccinated

1st doses 499 447 2nd doses 277 814 Booster doses 76 063

Deaths 4 064

TOTAL TODAY

Tested 430

Confirmed 22

Active 393

Recovered 51

Vaccinated

1st doses 161 2nd doses 76 Booster doses 209

Deaths 0

- A total of 166 182 cases have been recorded to-date, representing 6% of the total population (2 550 226).
- More female cases 88 349 (53%) have been recorded.
- Of the total confirmed cases, 5 694 (3%) are Health Workers, with 1 new confirmed today.
 - 4 787 (84.4%) State; 898 (15.4%) Private, 9 (0.1%) Non-Governmental Organizations.
 - 5 692 (100%) recoveries and 25 (0.5%) deaths.
- The recovery rate now stands at 97%.
- Khomas and Erongo regions reported the highest number of cases with 54 627 (33%) and 23 776 (14%) respectively.
- Of the total fatalities 3 715 (92%) are COVID-19 deaths while 349 (8%) are COVID-19 related deaths.
- The case fatality rate now stands at 2.5%.

Table 1: Distribution of confirmed COVID-19 cases by region, 30 June 2022

	New cases	New re-infections	Cum re-infections	Cum confirmed excluding re-infections	Active cases	Recoveries	Cum Deaths	Cum deaths with co-morbidities	Non-COVID deaths	Health Workers
Erongo	1	0	448	23 776	40	23 749	430	355	5	527
Hardap	1	0	119	8 802	2	8 654	265	168	0	193
Karas	2	0	315	10 701	8	10 845	163	138	0	324
Kavango East	1	1	76	6 695	9	6 530	230	132	2	312
Kavango West	0	0	4	865	23	823	23	21	0	50
Khomas	4	0	1 362	54 627	93	54 986	909	706	1	1 934
Kunene	2	0	72	5 287	4	5 196	159	110	0	165
Oshana	1	0	55	6 206	142	5 904	213	126	2	230
Omaheke	0	0	71	5 379	2	5 156	291	205	1	152
Omusati	3	0	59	7 938	15	7 638	344	211	0	289
Oshana	2	0	109	10 880	31	10 554	403	244	1	613
Oshikoto	2	0	79	8 204	8	8 062	211	160	2	388
Otjozondjupa	0	0	222	13 189	9	13 113	288	196	1	388
Zambezi	3	1	30	3 633	7	3 521	135	77	0	129
Total	22	2	3 021	166 182	393	164 731	4 064	2 849	15	5 694

EPIDEMIOLOGICAL SITUATION IN NAMIBA

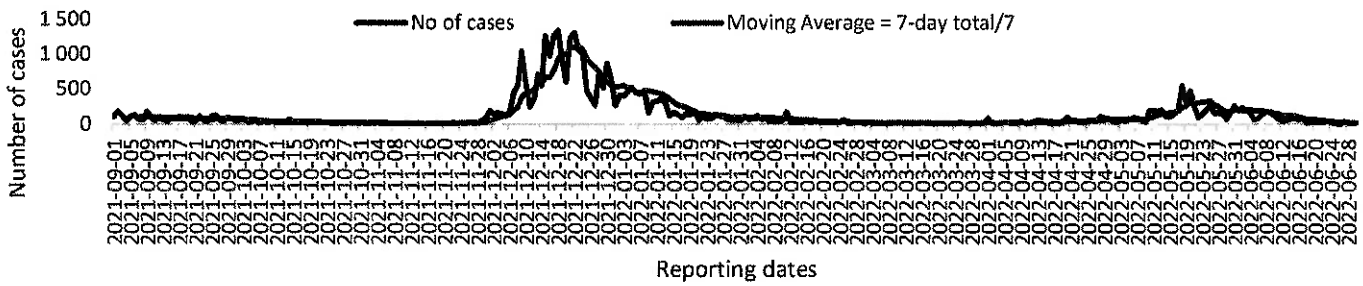
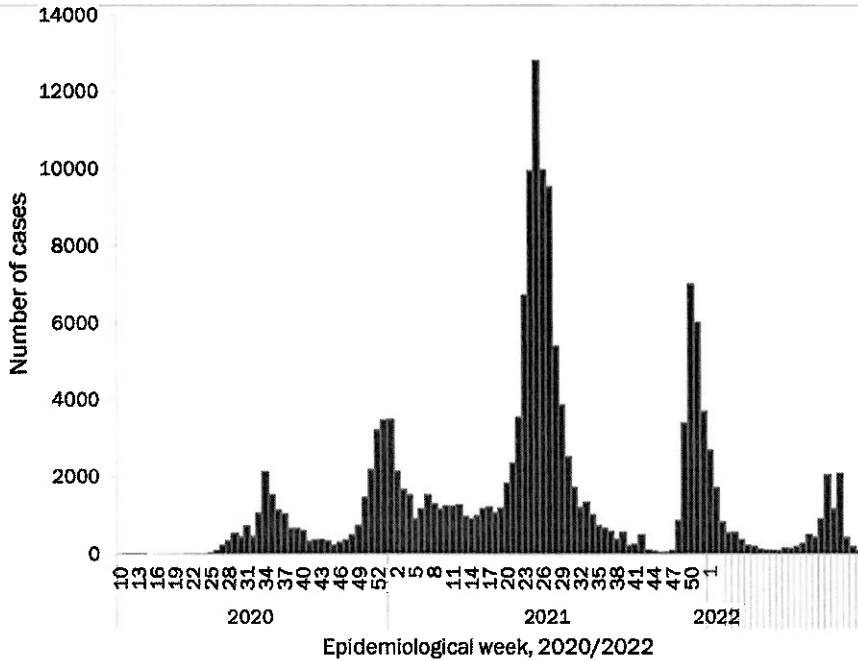


Figure 2: The 7 days moving average line chart for confirmed COVID-19 cases, 30 June 2022



- The highest peak of 12 787 (8%) cases was recorded during week 25 of 2021 (Figure 3).
- The country has started seeing a gradual reduction in the average number of confirmed cases from 1424 to 29 from epi-week 26 to 40 of 2021.
- Another peak of 7005 cases was recorded in week 50 of 2021.
- The number of cases have started increasing again in the last three weeks as seen on the graph.
- The National Call Center continues operations for 24 hours daily.
- Today (30/06/2022), 0 calls were answered.

Figure 3: Epi-curve for confirmed COVID-19 case, 30 June 2022

Table 4: Number of people in quarantine 30 June 2022

Region	Newly quarantined 24 hours	Cumulative number	Number discharged	Number in quarantine now
Erongo	4	8 520	8 516	4
Hardap	0	3 269	3 269	0
Kavango (East and West)	0	1 816	1 816	0
Khomas	0	3 781	3 781	0
Kharas	0	10 000	10 000	0
Kunene	1	6 949	6 930	19
Ohangwena	0	924	924	0
Omaheke	20	23 329	23 234	95
Omusati	0	4 019	4 013	6
Oshana	0	402	402	0
Oshikoto	11	29 549	29 516	33
Otjozondjupa	0	1 932	1 932	0
Zambezi	0	2 252	2 237	15
Total	36	96 742	96 570	172

- Since March 2020, 96 742 people have been placed into quarantine around the country.
- A total of 172 people are currently in quarantine, with 36 new admissions.

Table 3: COVID-19 specimen recorded at the Laboratories 30 June 2022

VARIABLES	TOTAL
Total samples received by the Laboratory	1 061 193
Total samples tested	1 041 515
Total samples re-tested	19 561
Total positive results	166 182
Total negative results	875 178
Total samples discarded	117
Invalid results	0
Total pending results	0
Indeterminant/Inconclusive	155
Suspected cases in 24 hours (excluding re-tests)	428

➤ The laboratory testing capacity has been enhanced; with a total of twenty-three (23) laboratories carrying out the testing of samples: NIP, Path-Care, UNAM Molecular, Central Veterinary Laboratory, Namib Poultry, NAMDEB, NamPath, Namibia Central Pathology, DiagnoLab, High Care, Alpha Medical Laboratory, NCP, Maerua MC, Des-Jo Medical Test Centre, ProQuest Diagnostic Laboratory, MAXI, Medlink Laboratory Services, Biotech Medical, Covisure, Star Care, Soweto Medical Center, Hosea Kutako International Airport & Oshana Med Laboratory .

➤ To date, 1 061 245 tests (including 19 561 re-tests) have been conducted by authorized laboratories.

➤ Since the beginning of the outbreak, 176 907 contacts of confirmed cases have been identified, 237 contacts were identified within the last 24 hours from 10 regions.

➤ Cumulatively, 174 479 contacts have completed their monitoring period, while 299 contacts are lost to follow-up and a total of 29 248 (18%) contacts of confirmed cases have tested positive.

➤ Today, 284 (86%) out of 332 contacts were monitored.

- Of the total confirmed cases, 99 693 (60%) are in the 20-49 years age-brackets which constitutes the majority of the recorded cases.
- A total of 26 651 (16%) of the confirmed cases are among the 5-19 years category.
- A total of 19 092 (11%) of the confirmed cases are among the 50 - 59 years group.
- The under 5 years age group make up 3 693 (2%) of the total cases whereas, 17 053 (10%) are above 60 years of age.

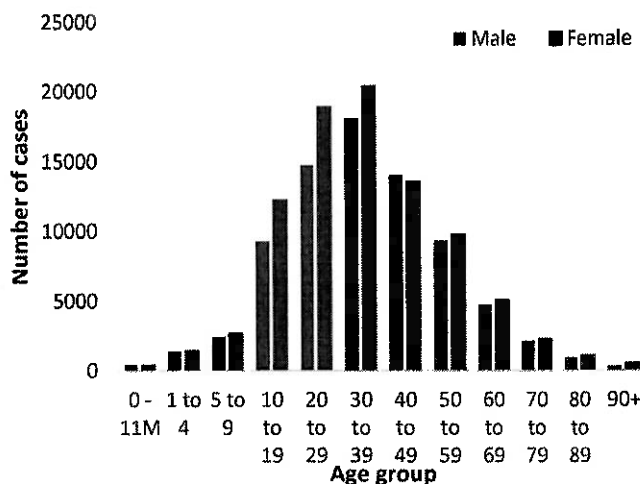


Figure 1: Age and Sex distribution of COVID-19 confirmed cases, 30 May 2022

Table 2: The current distribution for hospitalization of confirmed cases by region, 30 June 2022

Region	Hospitalized confirmed cases		Vaccinated		Intensive Care Unit		Vaccinated	
	Current	Previous	1 st dose	2 nd dose	Current	Previous	1 st dose	2 nd dose
Erongo	6	7	1	1	0	0	0	0
Hardap	1	1	0	0	0	0	0	0
Karas	1	1	0	0	0	0	0	0
Kavango East	0	0	0	0	0	0	0	0
Kavango West	0	0	0	0	0	0	0	0
Khomas	4	5	0	0	4	5	0	0
Kunene	1	2	0	0	0	0	0	0
Ohangwena	1	4	0	0	0	0	0	0
Omaheke	0	0	0	0	0	0	0	0
Omusati	3	3	0	0	0	0	0	0
Oshana	5	5	0	1	0	0	0	0
Oshikoto	1	1	0	0	0	0	0	0
Otjozondjupa	1	1	0	0	0	0	0	0
Zambezi	0	0	0	0	0	0	0	0
Total	24	30	1	2	4	5	0	0

Table 6: Summary of COVID-19 vaccine 3rd doses administered, 30 June 2022

Region	Cumulative no. of persons vaccinated			
	Sinopharm	AstraZeneca	Pfizer	Booster Doses J&J
Erongo	2 305	1 052	3 716	993
Hardap	3 504	888	1 364	1 637
ǀKharas	1 749	430	595	363
Kavango East	1 513	508	918	1 485
Kavango West	1 485	575	868	1 350
Khomas	4 226	1 875	7 327	2 052
Kunene	2 453	810	840	1 377
Ohangwena	1 068	326	122	267
Omaheke	3 268	1 536	1 084	116
Omusati	2 409	872	865	493
Oshana	2 485	615	871	820
Oshikoto	1 743	474	373	330
Otjozondjupa	2 601	1 178	1 372	682
Zambezi	918	153	167	597
Total	31 727	11 292	20 482	12 562

Table 5: Summary of COVID-19 vaccine doses administered, 30 June 2022

Region	Cumulative no. of persons vaccinated with doses of Sinopharm, AstraZeneca, Sputnik V, Pfizer and Jassen & Johnson		Targeted Population	Vaccination Coverage (%)	Cumulative no. of Healthcare Workers vaccinated with doses of Sinopharm, AstraZeneca, Sputnik V, Pfizer and Jassen & Johnson	
	1 st dose	Fully vaccinated			1 st doses	Fully vaccinated
Erongo	43759	39156	161 966	24%	1451	1115
Hardap	30502	26129	69 121	38%	551	455
ǀKharas	24714	21002	69 786	30%	839	514
Kavango East	43921	33374	105 223	32%	1295	1042
Kavango West	33616	27114	57 210	47%	444	401
Khomas	105818	93635	362 620	26%	4113	3099
Kunene	30092	24546	72 991	34%	695	542
Ohangwena	33754	27627	174 546	16%	894	720
Omaheke	24134	21690	53 002	41%	430	342
Omusati	29436	26070	179 370	15%	1030	811
Oshana	25735	22947	143 395	16%	1661	1368
Oshikoto	26646	23420	144 912	16%	897	788
Otjozondjupa	36463	32451	112 119	29%	929	685
Zambezi	10857	9993	73 010	14%	720	679
Total	499447	429154	1 779 271	24%	15949	12561

PUBLIC HEALTH ACTION (S)

- The COVID-19 vaccination programme is ongoing throughout the country.
- The public is encouraged to continue adhering to COVID-19 preventative measures as the situation is being observed.
- The government and development partners continue to prioritize the continuation of essential health services.


CHALLENGES

Slow vaccine uptake among members of the public, and circulation of anti-vaccination information.


RECOMMENDATIONS

Encourage the public to get vaccinated and strengthen community health awareness to counteract anti-vaccination information in circulation.

APPROVED





INCIDENT MANAGER
30 JUNE 2022




SECRETARIAT

For enquiries, please contact
Namibia Public Health Emergency Operations Centre;

 PHEOC@mhss.gov.na

 0800 100 100

 0851 100 100