



NAMIBIA COVID-19 SITUATION REPORT NO. 814

Outbreak Name	COVID-19 outbreak	Country affected	Namibia
Date & Time	11.06.2022 17h00	Investigation start Date	13 March 2020
Prepared by	Surveillance Team		

HIGHLIGHTS/SITUATION UPDATE (11/06/2022)

CUMULATIVE

Tested 1 050 517

Confirmed 165 465

Active 1 906

Recovered 162 333

Vaccinated

1st doses 492 479 2nd doses 275 712 Booster doses 69 562

Deaths 4 049

TOTAL TODAY

Tested 889

Confirmed 75

Active 1 906

Recovered 100

Vaccinated

1st doses 206 2nd doses 93 Booster doses 280

Deaths 1

- A total of **165 465** cases have been recorded to-date, representing **6%** of the total population (**2 550 226**).
- More female cases **87 957 (53%)** have been recorded.
- Of the total confirmed cases, **5 657 (3%)** are Health Workers, with **8** new confirmed today.
 - **4 759 (84.4%)** State; **889 (15.4%)** Private, **9 (0.1%)** Non-Governmental Organizations.
 - **5 622 (100%)** recoveries and **25 (0.5%)** deaths.
- The recovery rate now stands at **96%**.
- **Khomas** and **Erongo** regions reported the highest number of cases with **54 426 (33%)** and **23 620 (14%)** respectively.
- Of the total fatalities **3 704 (92%)** are COVID-19 deaths while **345 (8%)** are COVID-19 related deaths.
- The case fatality rate now stands at **2.5%**.

Table 1: Distribution of confirmed COVID-19 cases by region, 11 June 2022

	New cases	New re-infections	Cum re-infections	Cum confirmed excluding re-infections	Active cases	Recoveries	Cum Deaths	Cum deaths with co-morbidities	Non-COVID deaths	Health Workers
Erongo	11	1	435	23 620	255	23 365	430	355	5	520
Hardap	4	0	119	8 790	60	8 584	265	168	0	193
! Kharas	12	2	297	10 642	178	10 599	162	138	0	322
Kavango East	9	1	73	6 656	57	6 442	228	132	2	305
Kavango West	0	0	4	865	23	823	23	21	0	50
Khomas	17	1	1 335	54 426	787	54 066	907	705	1	1 929
Kunene	2	0	71	5 258	24	5 146	159	110	0	165
Ohangwena	2	0	53	6 183	123	5 903	208	126	2	225
Omaheke	1	0	70	5 360	35	5 103	291	205	1	151
Omusati	3	1	56	7 880	61	7 531	344	211	0	285
Oshana	1	0	107	10 834	118	10 423	399	244	1	613
Oshikoto	7	1	76	8 175	45	7 994	210	160	2	384
Otjozondjupa	5	0	214	13 152	127	12 950	288	196	1	386
Zambezi	1	1	28	3 624	13	3 504	135	77	0	129
Total	75	8	2 938	165 465	1 906	162 433	4 049	2 848	15	5 657

EPIDEMIOLOGICAL SITUATION IN NAMIBIA

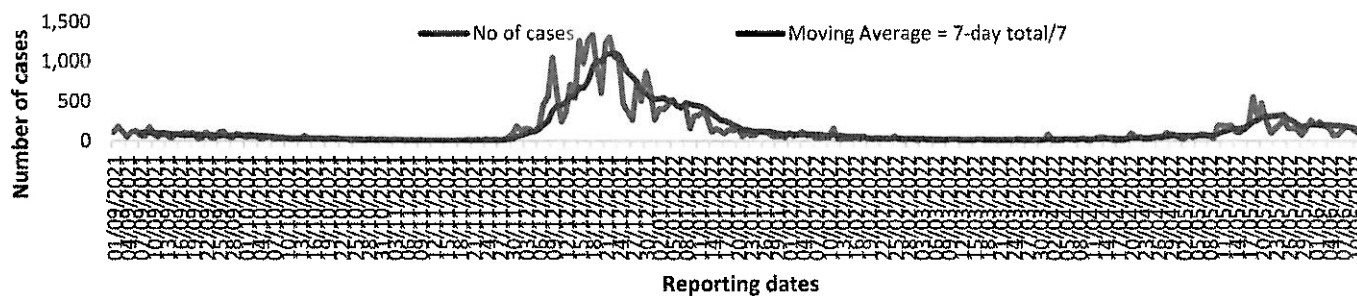
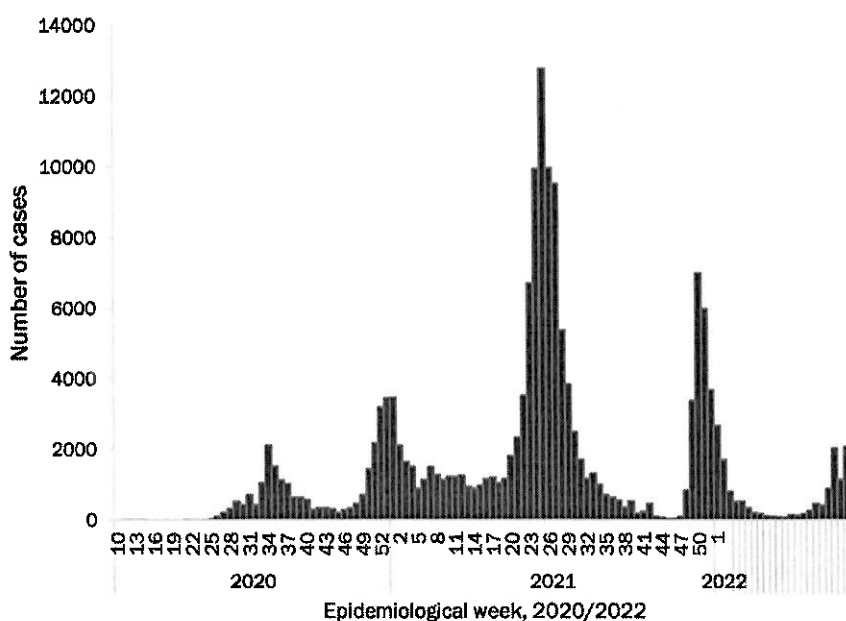


Figure 2: The 7 days moving average line chart for confirmed COVID-19 cases, 11 June 2022



- The highest peak of **12 787 (8%)** cases was recorded during week 25 of 2021 (Figure 3).
 - The country has started seeing a gradual reduction in the average number of confirmed cases from 1424 to 29 from epi-week 26 to 40 of 2021.
 - Another peak of 7005 cases was recorded in week 50 of 2021.
 - The number of cases have started increasing again in the last three weeks as seen on the graph.
-
- The National Call Center continues operations for 24 hours daily.
 - Today (11/06/2022), 246 calls were answered.

Figure 3: Epi-curve for confirmed COVID-19 case, 11 June 2022

Table 4: Number of people in self - isolation 11 June 2022

Region	Newly self-isolated in 24 hours	Cumulative number	Number discharged	Number in self isolation
Erongo	41	8 329	8 015	314
Hardap	0	3 269	3 269	0
Kavango (East and West)	0	1 816	1 799	17
Khomas	0	3 781	3 767	14
Kharas	0	10 000	10 000	0
Kunene	0	6 928	6 889	39
Ohangwena	0	924	924	0
Omaheke	0	22 575	22 330	245
Omusati	0	4 010	4 010	0
Oshana	0	402	402	0
Oshikoto	22	29 237	29 159	78
Otjozondjupa	0	1 932	1 932	0
Zambezi	0	2 246	2 216	30
Total	63	95 449	94 712	737

- Since March 2020, **95 449** people have been placed into quarantine around the country.
- A total of **737** people are currently in self Isolation, with **63** new admissions.

**Table 3: COVID-19 specimen recorded at the Laboratories
11 June 2022**

VARIABLES	TOTAL
Total samples received by the Laboratory	1 050 461
Total samples tested	1 030 956
Total samples re-tested	19 388
Total positive results	165 465
Total negative results	865 357
Total samples discarded	117
Invalid results	0
Total pending results	0
Indeterminant/Inconclusive	134
Suspected cases in 24 hours (excluding re-tests)	879

- The laboratory testing capacity has been enhanced; with a total of twenty-three (23) laboratories carrying out the testing of samples: NIP, Path-Care, UNAM Molecular, Central Veterinary Laboratory, Namib Poultry, NAMDEB, NamPath, Namibia Central Pathology, DiagnoLab, High Care, Alpha Medical Laboratory, NCP, Maerua MC, Des-Jo Medical Test Centre, ProQuest Diagnostic Laboratory, MAXI, Medlink Laboratory Services, Biotech Medical, Covisure, Star Care, Soweto Medical Center, Hosea Kutako International Airport & Oshana Med Laboratory.
- To date, **1 050 517** tests (including **19 388** re-tests) have been conducted by authorized laboratories.
- Since the beginning of the outbreak, **176 152** contacts of confirmed cases have been identified, **92** contacts were identified within the last 24 hours from **8** regions.
- Cumulatively, **173 251** contacts have completed their monitoring period, while **299** contacts are lost to follow-up and a total of **29 158 (18%)** contacts of confirmed cases have tested positive.
- Today, **745 (75%)** out of **1 000** contacts were monitored.

- Of the total confirmed cases, **99 298 (60%)** are in the **20-49 years** age-brackets which constitutes the majority of the recorded cases.
- A total of **26 583 (16%)** of the confirmed cases are among the **5-19 years** category.
- A total of **18 988 (11%)** of the confirmed cases are among the **50 - 59 years** group.
- The under **5 years** age group make up **3 661 (2%)** of the total cases whereas, **16 935 (10%)** are above **60 years** of age.

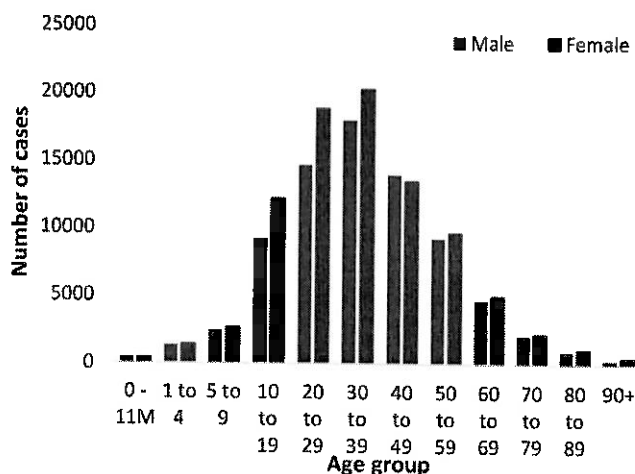


Figure 1: Age and Sex distribution of COVID-19 confirmed cases, 11 May 2022

Table 2: The current distribution for hospitalization of confirmed cases by region, 11 June 2022

Region	Hospitalized confirmed cases		Vaccinated		Intensive Care Unit		Vaccinated	
	Current	Previous	1 st dose	2 nd dose	Current	Previous	1 st dose	2 nd dose
Erongo	1	14	0	1	1	1	0	0
Hardap	0	0	0	0	0	0	0	0
ǀKaras	6	6	0	0	0	0	0	0
Kavango East	0	7	0	0	0	0	0	0
Kavango West	0	0	0	0	0	0	0	0
Khomas	22	22	0	0	6	6	0	0
Kunene	0	0	0	0	0	0	0	0
Oshana	2	2	0	0	0	0	0	0
Omaheke	3	0	0	0	0	0	0	0
Omusati	2	2	0	0	0	0	0	0
Oshana	1	3	0	0	0	0	0	0
Oshikoto	0	1	0	0	0	0	0	0
Otjozondjupa	9	1	0	0	0	0	0	0
Zambezi	0	0	0	0	0	0	0	0
Total	58	58	0	1	7	7	0	0

Table 6: Summary of COVID-19 vaccine 3rd doses administered, 11 June 2022

Region	Cumulative no. of persons vaccinated			
	Sinopharm	AstraZeneca	Pfizer	Booster Doses J&J
Erongo	2 180	1 043	3 551	850
Hardap	3 323	888	1 283	1 443
Kharas	1 597	430	547	288
Kavango East	1 202	508	671	1 065
Kavango West	1 257	573	725	962
Khomas	3 888	1 826	6 967	1 646
Kunene	2 314	794	767	1 219
Ohangwena	972	317	78	216
Omaheke	3 160	1 535	1 032	114
Omusati	2 181	860	731	393
Oshana	2 286	615	778	664
Oshikoto	1 584	453	325	249
Otjozondjupa	2 486	1 178	1 283	682
Zambezi	816	148	152	467
Total	29 246	11 168	18 890	10 258

Table 5: Summary of COVID-19 vaccine doses administered, 11 June 2022

Region	Cumulative no. of persons vaccinated with doses of Sinopharm, AstraZeneca, Sputnik V, Pfizer and Jassen & Johnson		Targeted Population	Vaccination Coverage (%)	Cumulative no. of Healthcare Workers vaccinated with doses of Sinopharm, AstraZeneca, Sputnik V, Pfizer and Jassen & Johnson	
	1 st dose	Fully vaccinated			1 st doses	Fully vaccinated
Erongo	43 318	69 894	161 966	24%	1 451	1 115
Hardap	30 151	45 754	69 121	37%	551	455
Kharas	24 382	36 676	69 786	30%	838	513
Kavango East	42 710	54 317	105 223	31%	1 291	1 038
Kavango West	32 623	40 447	57 210	46%	444	401
Khomas	104 685	170 325	362 620	25%	4 098	3 081
Kunene	29 542	42 095	72 991	33%	695	542
Ohangwena	33 519	49 499	174 546	16%	892	719
Omaheke	23 918	38 191	53 002	41%	430	342
Omusati	29 111	47 890	179 370	14%	1 027	809
Oshana	25 403	40 939	143 395	16%	1 655	1 362
Oshikoto	26 344	39 759	144 912	16%	897	788
Otjozondjupa	36 197	54 370	112 119	29%	929	685
Zambezi	10 576	14 612	73 010	13%	720	679
Total	492 479	744 768	1 779 271	24%	15 918	12 529

PUBLIC HEALTH ACTION (S)

- The COVID-19 vaccination programme is ongoing throughout the country.
- The public is encouraged to continue adhering to COVID-19 preventative measures as the situation is being observed.
- The government and development partners continue to prioritize the continuation of essential health services.

CHALLENGES

Slow vaccine uptake among members of the public, and circulation of anti-vaccination information.


RECOMMENDATIONS

Encourage the public to get vaccinated and strengthen community health awareness to counteract anti-vaccination information in circulation.

APPROVED




INCIDENT MANAGER
11 JUNE 2022





SECRETARIAT

For enquiries, please contact

Namibia Public Health Emergency Operations Centre;

 PHEOC@mhss.gov.na

 0800 100 100

 0851 100 100