



NAMIBIA COVID-19 SITUATION REPORT NO. 820

Outbreak Name	COVID-19 outbreak	Country affected	Namibia
Date & Time	17.06.2022 17h00	Investigation start Date	14 March 2020
Prepared by	Surveillance Team		

HIGHLIGHTS/SITUATION UPDATE (17/06/2022)

CUMULATIVE

Tested 1 055 234

Confirmed 165 867

Active 1 214

Recovered 163 566

Vaccinated

1st doses 494 134 2nd doses 276 181 Booster doses 71 165

Deaths 4 056

TOTAL TODAY

Tested 1 137

Confirmed 84

Active 1 214

Recovered 233

Vaccinated

1st doses 353 2nd doses 79 Booster doses 364

Deaths 2

- A total of 165 867 cases have been recorded to-date, representing 6% of the total population (2 550 226).
- More female cases 88 195 (53%) have been recorded.
- Of the total confirmed cases, 5 682 (3%) are Health Workers, with 8 new confirmed today.
 - 4 776 (84.4%) State; 897 (15.4%) Private, 9 (0.1%) Non-Governmental Organizations.
 - 5 674 (100%) recoveries and 25 (0.5%) deaths.
- The recovery rate now stands at 96%.
- Khomas and Erongo regions reported the highest number of cases with 54 531 (33%) and 23 723 (14%) respectively.
- Of the total fatalities 3 706 (92%) are COVID-19 deaths while 350 (8%) are COVID-19 related deaths.
- The case fatality rate now stands at 2.5%.

Table 1: Distribution of confirmed COVID-19 cases by region, 17 June 2022

	New cases	New re-infections	Cum re-Infections	Cum confirmed excluding re-infections	Active cases	Recoveries	Cum Deaths	Cum deaths with co-morbidities	Non-COVID deaths	Health Workers
Erongo	9	1	444	23 723	132	23 600	430	355	5	525
Hardap	5	0	119	8 799	27	8 626	265	168	0	193
ǀKharas	4	1	308	10 672	73	10 745	162	138	0	323
Kavango East	8	0	74	6 683	35	6 490	230	132	2	309
Kavango West	0	0	4	865	23	823	23	21	0	50
Khomas	23	2	1 347	54 531	526	54 443	908	706	1	1 931
Kunene	2	0	72	5 276	25	5 164	159	110	0	165
Ohangwena	5	0	54	6 196	136	5 903	209	126	2	229
Omaheke	1	0	70	5 374	25	5 127	291	205	1	152
Omusati	14	0	58	7 911	42	7 583	344	211	0	288
Oshana	6	0	107	10 853	133	10 424	402	244	1	613
Oshikoto	1	0	78	8 183	0	8 076	210	160	2	387
Otjozondjupa	6	2	221	13 173	63	13 042	288	196	1	388
Zambezi	0	0	28	3 628	1	3 520	135	77	0	129
Total	84	6	2 984	165 867	1 214	163 566	4 056	2 849	15	5 682

EPIDEMIOLOGICAL SITUATION IN NAMIBA

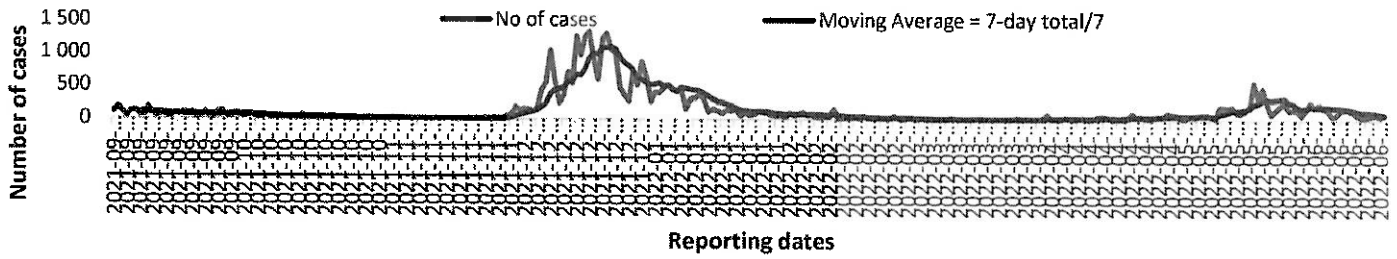
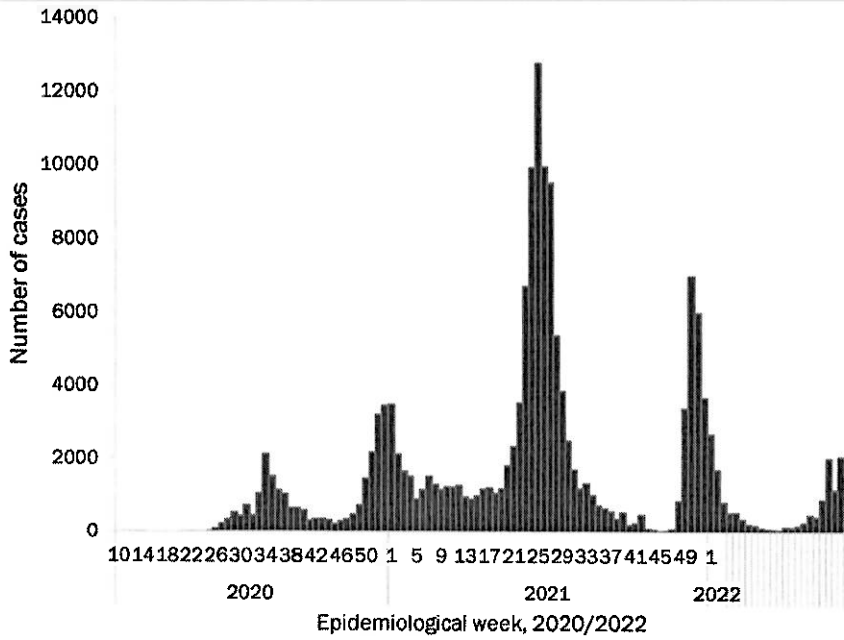


Figure 2: The 7 days moving average line chart for confirmed COVID-19 cases, 17 June 2022



- The highest peak of 12 787 (8%) cases was recorded during week 25 of 2021 (Figure 3).
- The country has started seeing a gradual reduction in the average number of confirmed cases from 1424 to 29 from epi-week 26 to 40 of 2021.
- Another peak of 7005 cases was recorded in week 50 of 2021.
- The number of cases have started increasing again in the last three weeks as seen on the graph.

- The National Call Center continues operations for 24 hours daily,
- Today (17/06/2022), 310 calls were answered.

Figure 3: Epi-curve for confirmed COVID-19 case, 17 June 2022

Table 4: Number of people in quarantine 17 June 2022

Region	Newly quarantined 24 hours	Cumulative number	Number discharged	Number in quarantine now
Erongo	0	8 329	8 052	277
Hardap	0	3 269	3 269	0
Kavango (East and West)	0	1 816	1 799	17
Khomas	0	3 781	3 779	2
! Kharas	0	10 000	10 000	0
Kunene	0	6 928	6 889	39
Ohangwena	0	924	924	0
Omaheke	25	22 869	22 680	189
Omusati	0	4 010	4 010	0
Oshana	0	402	402	0
Oshikoto	20	29 368	29 317	51
Otjozondjupa	0	1 932	1 932	0
Zambezi	0	2 246	2 216	30
Total	45	95 874	95 269	605

- Since March 2020, 95 874 people have been placed into quarantine around the country.
- A total of 605 people are currently in quarantine, with 45 new admissions.

**Table 3: COVID-19 specimen recorded at the Laboratories
17 June 2022**

VARIABLES	TOTAL
Total samples received by the Laboratory	1 055 178
Total samples tested	1 035 582
Total samples re-tested	19 479
Total positive results	165 867
Total negative results	869 569
Total samples discarded	117
Invalid results	0
Total pending results	0
Indeterminant/Inconclusive	146
Suspected cases in 24 hours (excluding re-tests)	1 125

➤ The laboratory testing capacity has been enhanced; with a total of twenty-three (23) laboratories carrying out the testing of samples: NIP, Path-Care, UNAM Molecular, Central Veterinary Laboratory, Namib Poultry, NAMDEB, NamPath, Namibia Central Pathology, DiagnoLab, High Care, Alpha Medical Laboratory, NCP, Maerua MC, Des-Jo Medical Test Centre, ProQuest Diagnostic Laboratory, MAXI, Medlink Laboratory Services, Biotech Medical, Covisure, Star Care, Soweto Medical Center, Hosea Kutako International Airport & Oshana Med Laboratory .

➤ To date, 1 055 234 tests (including 19 479 re-tests) have been conducted by authorized laboratories.

➤ Since the beginning of the outbreak, 176 458 contacts of confirmed cases have been identified, 40 contacts were identified within the last 24 hours from 10 regions.

➤ Cumulatively, 173 760 contacts have completed their monitoring period, while 299 contacts are lost to follow-up and a total of 29 191 (18%) contacts of confirmed cases have tested positive.

➤ Today, 592 (75%) out of 808 contacts were monitored.

- Of the total confirmed cases, 99 526 (60%) are in the 20-49 years age-brackets which constitutes the majority of the recorded cases.
- A total of 26 623 (16%) of the confirmed cases are among the 5-19 years category.
- A total of 19 041 (11%) of the confirmed cases are among the 50 - 59 years group.
- The under 5 years age group make up 3 676 (2%) of the total cases whereas, 17 001 (10%) are above 60 years of age.

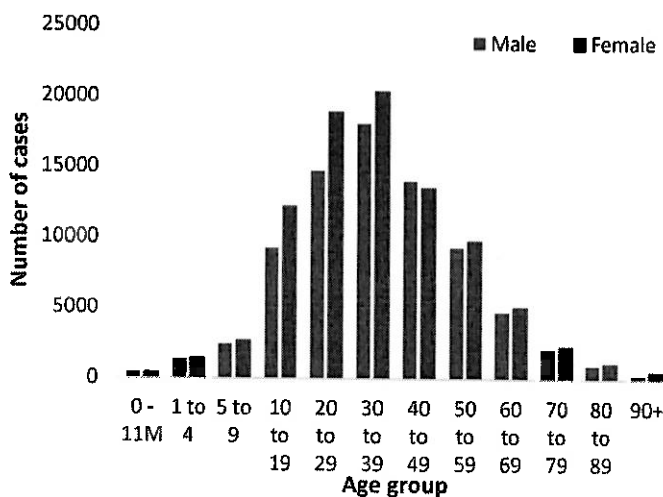


Figure 1: Age and Sex distribution of COVID-19 Confirmed cases, 17 May 2022

Table 2: The current distribution for hospitalization of confirmed cases by region, 17 June 2022

Region	Hospitalized confirmed cases		Vaccinated		Intensive Care Unit		Vaccinated	
	Current	Previous	1 st dose	2 nd dose	Current	Previous	1 st dose	2 nd dose
Erongo	11	14	1	1	0	0	0	0
Hardap	0	0	0	0	0	0	0	0
ǀKaras	2	2	0	0	0	0	0	0
Kavango East	0	0	0	0	0	0	0	0
Kavango West	0	0	0	0	0	0	0	0
Khomas	5	6	0	0	4	2	0	0
Kunene	1	1	0	0	0	0	0	0
Ohangwena	5	5	0	0	0	0	0	0
Omaheke	11	9	0	0	0	0	0	0
Omusati	7	5	0	1	0	0	0	0
Oshana	4	1	0	1	0	0	0	0
Oshikoto	0	0	0	0	0	0	0	0
Otjozondjupa	5	7	0	1	0	0	0	0
Zambezi	0	0	0	0	0	0	0	0
Total	51	50	1	4	4	2	0	0

Table 6: Summary of COVID-19 vaccine 3rd doses administered, 17 June 2022

Region	Cumulative no. of persons vaccinated			
	Sinopharm	AstraZeneca	Pfizer	Booster Doses J&J
Erongo	2 229	1 044	3 633	905
Hardap	3 388	888	1 313	1 498
Kharas	1 649	430	562	319
Kavango East	1 236	508	673	1 107
Kavango West	1 260	573	730	965
Khomas	3 979	1826	7 088	1 800
Kunene	2 353	794	778	1 256
Ohangwena	976	317	81	218
Omaheke	3 179	1 535	1 038	114
Omusati	2 255	860	771	429
Oshana	2 392	615	810	734
Oshikoto	1 656	453	336	287
Otjozondjupa	2 528	1 178	1 315	682
Zambezi	825	148	159	490
Total	29 905	11 169	19 287	10 804

Table 5: Summary of COVID-19 vaccine doses administered, 17 June 2022

Region	Cumulative no. of persons vaccinated with doses of Sinopharm, AstraZeneca, Sputnik V, Pfizer and Jassen & Johnson		Targeted Population	Vaccination Coverage (%)	Cumulative no. of Healthcare Workers vaccinated with doses of Sinopharm, AstraZeneca, Sputnik V, Pfizer and Jassen & Johnson	
	1 st dose	Fully vaccinated			1 st doses	Fully vaccinated
Erongo	43 497	38 879	161 966	24%	1 451	1 115
Hardap	30 269	25 910	69 121	37%	551	455
Kharas	24 521	20 815	69 786	30%	838	513
Kavango East	42 817	32 379	105 223	31%	1 291	1 038
Kavango West	32 662	26 232	57 210	46%	444	401
Khomas	105 083	92 912	362 620	26%	4 098	3 081
Kunene	29 644	24 237	72 991	33%	695	542
Ohangwena	33 526	27 389	174 546	16%	892	719
Omaheke	23 972	21 569	53 002	41%	430	342
Omusati	29 228	25 855	179 370	14%	1 028	810
Oshana	25 543	22 742	143 395	16%	1 657	1 364
Oshikoto	26 442	23 257	144 912	16%	897	788
Otjozondjupa	36 267	32 293	112 119	29%	929	685
Zambezi	10 663	9 785	73 010	13%	720	679
Total	494 134	424 254	1 779 271	24%	15 921	12 532

PUBLIC HEALTH ACTION (S)

- The COVID-19 vaccination programme is ongoing throughout the country.
- The public is encouraged to continue adhering to COVID-19 preventative measures as the situation is being observed.
- The government and development partners continue to prioritize the continuation of essential health services.

CHALLENGES

Slow vaccine uptake among members of the public, and circulation of anti-vaccination information.

RECOMMENDATIONS

Encourage the public to get vaccinated and strengthen community health awareness to counteract anti-vaccination information in circulation.

APPROVED





INCIDENT MANAGER
17 JUNE 2022




SECRETARIAT

For enquiries, please contact
Namibia Public Health Emergency Operations Centre;

 PIIEOC@mhss.gov.na

 0800 100 100

 0851 100 100