



NAMIBIA COVID-19 SITUATION REPORT NO. 783

Outbreak Name	COVID-19 outbreak	Country affected	Namibia
Date & Time	11.05 .2022 17h00	Investigation start Date	13 March 2020
Prepared by	Surveillance Team		

HIGHLIGHTS/SITUATION UPDATE (11/05/2022)

CUMULATIVE

Tested 1 016 295

Confirmed 159 693

Active 1 034

Recovered 156 942

Vaccinated

1st doses 481 314 2nd doses 270 300 Booster doses 58 676

Deaths 4 029

TOTAL TODAY

Tested 1 153

Confirmed 190

Active 1 034

Recovered 42

Vaccinated

1st doses 794 2nd doses 1 072 Booster doses 703

Deaths 1

- A total of **159 693** cases have been recorded to-date, representing **6%** of the total population (**2 550 226**).
- More female cases **84 777 (53%)** have been recorded.
- Of the total confirmed cases, **5 417 (3%)** are Health Workers, with **9** new confirmation today.
 - 4 568 (84.4%) State; 834 (15.4%) Private, 8 (0.1%) Non-Governmental Organizations.
 - 5 381 (100%) recoveries and 25 (0.5%) deaths.
- The recovery rate now stands at **98%**.
- Khomas and Erongo regions reported the highest number of cases with **52 477 (33%)** and **22 892 (14%)** respectively.
- Of the total fatalities **3 692 (92%)** are COVID-19 deaths while **337 (8%)** are COVID-19 related deaths.
- The case fatality rate now stands at **2.5%**.

Table 1: Distribution of confirmed COVID-19 cases by region, 11 May 2022

Region	New cases	New re-infections	Cumulative re-infections	Cumulative New cases	Active cases	Recoveries	Cumulative Deaths	Cumulative deaths with co-morbidities	Non-COVID deaths	Health Workers
Erongo	12	0	368	22 892	50	22 779	426	353	5	499
Hardap	25	4	75	8 471	79	8 202	265	168	0	174
Kharas	13	1	213	10 037	60	10 029	161	138	0	298
Kavango East	3	0	51	6 375	9	6 187	228	132	2	289
Kavango West	0	0	4	842	0	823	23	21	0	48
Khomas	95	12	1064	52 477	653	51 985	902	705	1	1 874
Kunene	0	0	53	5 022	9	4 912	154	108	0	151
Ohangwena	0	0	42	6 100	29	5 903	208	126	2	223
Omaheke	0	0	61	5 217	5	4 981	291	205	1	143
Omusati	0	0	42	7 598	0	7 296	344	211	0	266
Oshana	2	1	95	10 652	10	10 340	396	244	1	608
Oshikoto	1	0	59	7 990	4	7 834	209	160	2	367
Otjozondjupa	38	2	175	12 430	120	12 197	287	196	1	348
Zambezi	1	0	25	3 590	6	3 474	135	77	0	129
Total	190	20	2 327	159 693	1 034	156 942	4 029	2 844	15	5 417

EPIDEMIOLOGICAL SITUATION IN NAMIBIA

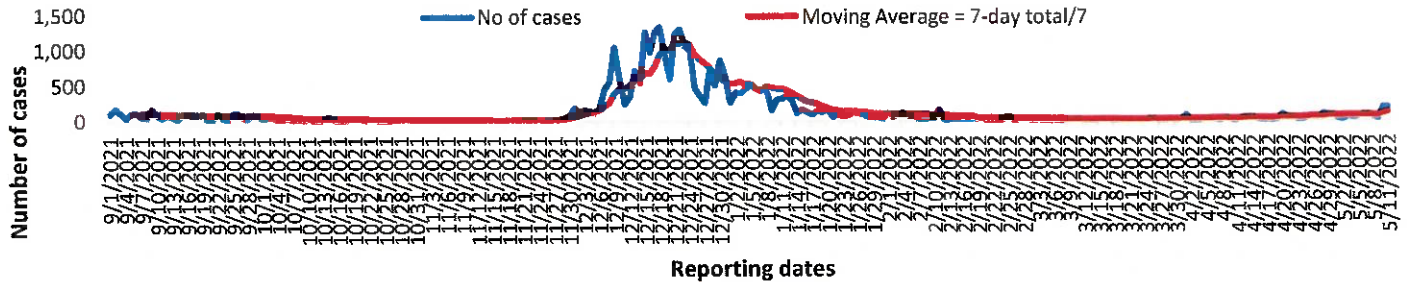
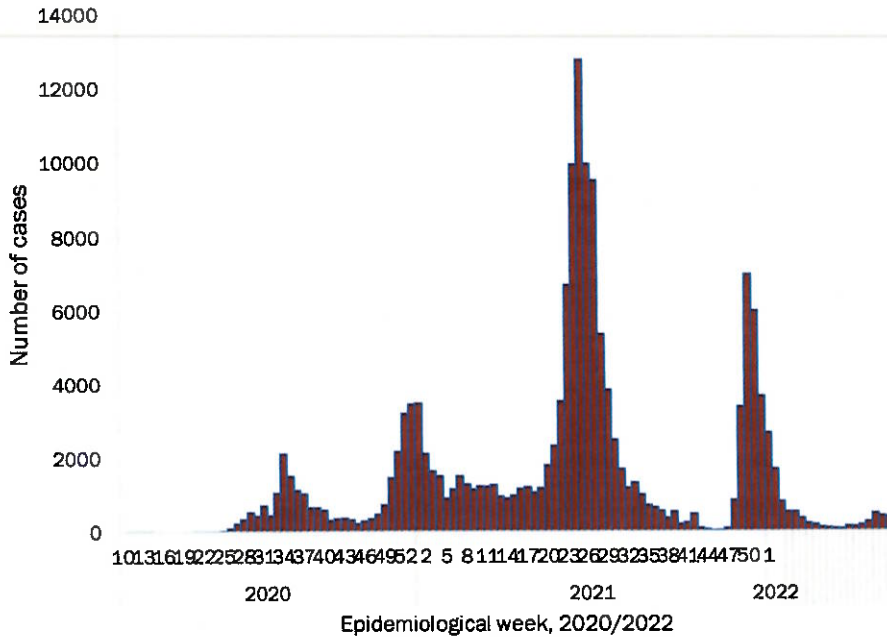


Figure 2: The 7 days moving average line chart for confirmed COVID-19 cases, 11 May 2022



- The highest peak of **12 787 (8%)** cases was recorded during week 25 of 2021 (Figure 3).
- The country has started seeing a gradual reduction in the average number of confirmed cases from 1424 to 29 from epi-week 26 to 40 of 2021.
- Another peak of **7005** cases was recorded in week 50 of 2021
- The number of cases have started increasing again in the last three weeks as seen on the graph.

- The National Call Center continues operations for 24 hours daily.
- Today (11/05/2022), **193** calls were answered.

Figure 3: Epi-curve for confirmed COVID-19 case, 11 May 2022

Table 4: Number of people in quarantine 11 May 2022

Region	Newly quarantined 24 hours	Cumulative number	Number discharged	Number in quarantine now
Erongo	0	7 351	7 347	4
Hardap	0	3 269	3 263	6
Kavango (East and West)	0	1 686	1 686	0
Khomas	7	3 774	3 767	7
Kharas	0	10 000	10 000	0
Kunene	0	6 604	6 583	21
Ohangwena	0	924	924	0
Omaheke	42	20 646	20 423	223
Omusati	0	4 007	4 007	0
Oshana	0	400	400	0
Oshikoto	21	28 393	28 344	49
Otjozondjupa	0	1 932	1 932	0
Zambezi	0	2 211	2 202	9
Total	70	91 197	90 878	319

- Since March 2020, **91 197** people have been placed into quarantine around the country.
- A total of **319** people are currently in quarantine, with **70** new admissions.

**Table 3: COVID-19 specimen recorded at the Laboratories
11 May 2022**

VARIABLES	TOTAL
Total samples received by the Laboratory	1 016 265
Total samples tested	997 585
Total samples re-tested	18 563
Total positive results	159 693
Total negative results	837 792
Total samples discarded	117
Invalid results	0
Total pending results	0
Indeterminant/Inconclusive	100
Suspected cases in 24 hours (excluding re-tests)	1130

➤ The laboratory testing capacity has been enhanced; with a total of twenty-three (23) laboratories carrying out the testing of samples: NIP, Path-Care, UNAM Molecular, Central Veterinary Laboratory, Namib Poultry, NAMDEB, NamPath, Namibia Central Pathology, DiagnoLab, High Care, Alpha Medical Laboratory, Des-Jo Medical Test Centre, ProQuest Diagnostic Laboratory, MAXI, Medlink Laboratory Services, Biotech Medical, Covisure, Star Care, Soweto Medical Center, Hosea Kutako International Airport & Oshana Med Laboratory .

➤ To date, **1 016 295** tests (including **18 563** re-tests) have been conducted by authorized laboratories.

➤ Since the beginning of the outbreak, **170 806** contacts of confirmed cases have been identified, **49** contacts were identified within the last 24 hours from **9** regions.

➤ Cumulatively, **168 823** contacts have completed their monitoring period, while **299** contacts are lost to follow-up and a total of **28 796 (18%)** contacts of confirmed cases have tested positive.

➤ Today, **213 (50%)** out of **421** active contacts were monitored.

- Of the total confirmed cases, **95 978 (60%)** are in the 20-49 years age-brackets which constitutes the majority of the recorded cases.
- A total of **25 460 (16%)** of the confirmed cases are among the 5-19 years category.
- A total of **18 384 (12%)** of the confirmed cases are among the 50 - 59 years group.
- The under 5 years age group make up **3 535 (2%)** of the total cases whereas, **16 336 (10%)** are above 60 years of age.

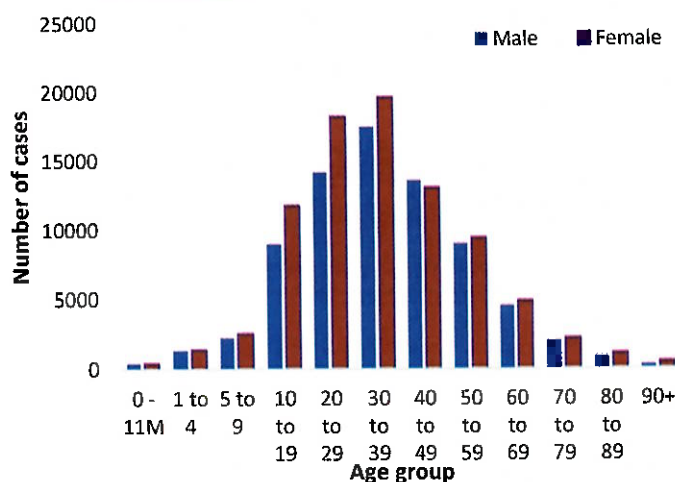


Figure 1: Age and Sex distribution of COVID-19 confirmed cases, 11 May 2022

Table 2: The current distribution for hospitalization of confirmed cases by region, 11 May 2022

Region	Hospitalized confirmed cases		Vaccinated		Intensive Care Unit		Vaccinated	
	Current	Previous	1 st dose	2 nd dose	Current	Previous	1 st dose	2 nd dose
Erongo	6	2	0	3	0	0	0	0
Hardap	4	4	0	0	0	0	0	0
ǀKharas	1	0	0	0	0	0	0	0
Kavango East	0	0	1	0	0	0	0	0
Kavango West	0	0	0	0	0	0	0	0
Khomas	32	22	0	5	9	8	0	0
Kunene	0	1	0	0	0	0	0	0
Ohangwena	0	0	0	0	0	0	0	0
Omaheke	0	0	0	0	0	0	0	0
Omusati	0	0	0	0	0	0	0	0
Oshana	0	0	0	0	0	0	0	0
Oshikoto	0	0	0	0	0	0	0	0
Otjozondjupa	1	1	0	0	0	0	0	0
Zambezi	1	2	0	0	0	0	0	0
Total	45	32	0	8	9	8	0	0

Table 6: Summary of COVID-19 vaccine 3rd doses administered, 11 May 2022

Region	Cumulative no. of persons vaccinated			
	Sinopharm	AstraZeneca	Pfizer	Booster Doses J&J
Erongo	1 988	925	3 340	690
Hardap	2 842	785	1 155	972
Kharas	1 269	310	428	197
Kavango East	1 014	428	552	832
Kavango West	1 054	460	653	757
Khomas	3 300	1 504	6 219	1 079
Kunene	2 098	697	738	973
Ohangwena	728	254	58	153
Omaheke	2 864	1 471	940	69
Omusati	1 673	694	594	195
Oshana	1 836	486	685	444
Oshikoto	1 322	362	288	154
Otjozondjupa	2 190	935	1 161	605
Zambezi	698	133	129	296
Total	24 876	9 444	16 940	7 416

Table 5: Summary of COVID-19 vaccine doses administered, 11 May 2022

Region	Cumulative no. of persons vaccinated with doses of Sinopharm, AstraZeneca, Sputnik V, Pfizer and Jassen & Johnson		Targeted Population	Vaccination Coverage (%)	Cumulative no. of Healthcare Workers vaccinated with doses of Sinopharm, AstraZeneca, Sputnik V, Pfizer and Jassen & Johnson	
	1 st dose	Fully vaccinated			1 st doses	Fully vaccinated
Erongo	42 705	38 189	161 966	24%	1 446	1 109
Hardap	29 222	25 034	69 121	36%	549	453
Kharas	23 642	20 076	69 786	29%	817	493
Kavango East	41 965	31 254	105 223	30%	1 285	1 032
Kavango West	31 423	24 818	57 210	43%	441	398
Khomas	103 091	90 887	362 620	25%	4 088	3 073
Kunene	28 897	23 610	72 991	32%	692	540
Ohangwena	32 907	26 584	174 546	15%	887	717
Omaheke	23 389	21 091	53 002	40%	428	340
Omusati	28 360	25 088	179 370	14%	1 021	802
Oshana	24 662	21 928	143 395	15%	1 640	1 348
Oshikoto	25 689	22 125	144 912	15%	894	781
Otjozondjupa	35 564	31 570	112 119	28%	925	681
Zambezi	9 798	8 852	73 010	12%	699	656
Total	481 314	411 106	1 779 271	23%	15 812	12 423

PUBLIC HEALTH ACTION (S)

- The COVID-19 vaccination programme is ongoing throughout the country.
- The public is encouraged to continue adhering to COVID-19 preventative measures as the situation is being observed.
- The government and development partners continue to prioritize the continuation of essential health services.

CHALLENGES

Slow vaccine uptake among members of the public, and circulation of anti-vaccination information.

RECOMMENDATIONS

Encourage the public to get vaccinated and strengthen community health awareness to counteract anti-vaccination information in circulation.

APPROVED



INCIDENT MANAGER
11 MAY 2022



SECRETARIAT

For enquiries, please contact
Namibia Public Health Emergency Operations Centre;

 PHFOC@mhss.gov.na

 0800 100 100

 0851 100 100