



## NAMIBIA COVID-19 SITUATION REPORT NO. 769

Outbreak Name	COVID-19 outbreak	Country affected	Namibia
Date & Time	27.04 2022 17h00	Investigation start Date	13 March 2020
Prepared by	Surveillance Team		

### HIGHLIGHTS/SITUATION UPDATE (27/04/2022)

#### CUMULATIVE

Tested 1 004 453

Confirmed 158 545

Active 643

Recovered 156 053

Vaccinated

1<sup>st</sup> doses 476 335 2<sup>nd</sup> doses 267 392 3<sup>rd</sup> doses 53 254

Deaths 4 025

#### TOTAL TODAY

Tested 606

Confirmed 65

Active 643

Recovered 29

Vaccinated

1<sup>st</sup> doses 967 2<sup>nd</sup> doses 349 3<sup>rd</sup> doses 780

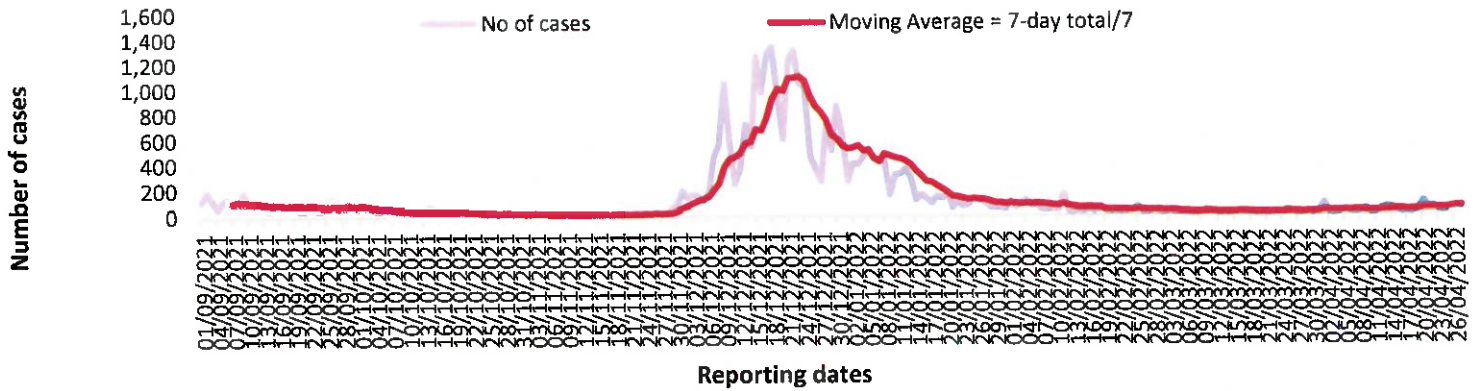
Deaths 0

- A total of **158 545** cases have been recorded to-date, representing **6%** of the total population (2 550 226).
- More female cases **84 113 (53%)** have been recorded.
- Of the total confirmed cases, **5 366 (3%)** are Health Workers, with **7** new confirmation today.
  - **4 530 (84.4%)** State; **828 (15.4%)** Private, **8 (0.1%)** Non-Governmental Organizations.
  - **5 350 (100%)** recoveries and **25 (0.5%)** deaths.
- The recovery rate now stands at **98%**.
- Khomas and Erongo regions reported the highest number of cases with **51 760 (33%)** and **22 792 (14%)** respectively.
- Of the total fatalities **3 691 (92%)** are COVID-19 deaths while **334 (8%)** are COVID-19 related deaths.
- The case fatality rate now stands at **2.5%**.

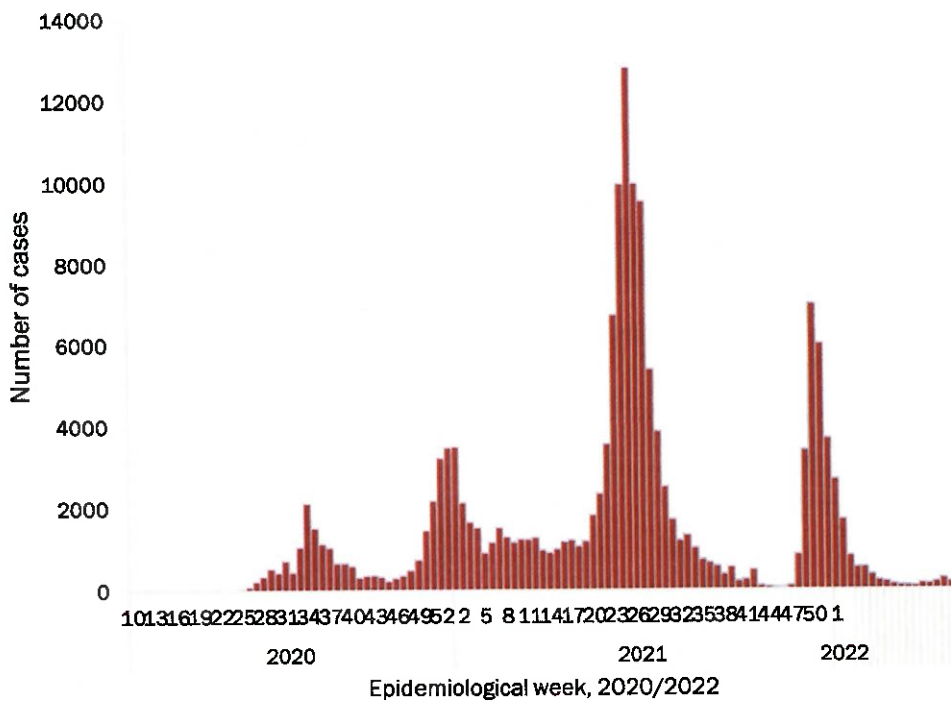
**Table 1: Distribution of confirmed COVID-19 cases by region, 27 April 2022**

Region	New cases	New re-infections	Cummulative re-infections	Cummulative New cases	Active cases	Recoveries	Cumulative Deaths	Cumulative deaths with co-morbidities	Non-COVID deaths	Health Workers
Erongo	4	0	365	22 792	19	22 707	426	353	5	497
Hardap	0	0	67	8 401	5	8 198	265	168	0	160
Kharas	3	0	199	9 985	30	9 993	161	138	0	295
Kavango East	0	0	51	6 366	4	6 183	228	132	2	289
Kavango West	0	0	4	842	0	823	23	21	0	48
Khomas	55	5	967	51 760	475	51 350	901	705	1	1 847
Kunene	0	0	53	5 002	1	4 900	154	108	0	151
Ohangwena	0	0	42	6 098	27	5 903	208	126	2	223
Omaheke	0	0	61	5 205	12	4 962	291	205	1	143
Omusati	0	0	42	7 597	2	7 293	344	211	0	266
Oshana	0	0	93	10 643	32	10 308	395	244	1	607
Oshikoto	0	0	58	7 984	3	7 828	209	160	2	367
Otjozondjupa	3	0	164	12 286	30	12 134	285	195	1	344
Zambezi	0	0	25	3 584	3	3 471	135	77	0	129
<b>Total</b>	<b>65</b>	<b>5</b>	<b>2 191</b>	<b>158 545</b>	<b>643</b>	<b>156 053</b>	<b>4 025</b>	<b>2 843</b>	<b>15</b>	<b>5 366</b>

## EPIDEMIOLOGICAL SITUATION IN NAMIBA



**Figure 2: The 7 days moving average line chart for confirmed COVID-19 cases, 27 April 2022**



- The highest peak of **12 787 (8%)** cases was recorded during week 25 of 2021 (Figure 3).
- The country has started seeing a gradual reduction in the average number of confirmed cases from 1424 to 29 from epi-week 26 to 40 of 2021.
- Another peak of **7005** cases was recorded in week 50 of 2021.
- The number of cases have decreased in the last seven weeks as seen in the graph.

- The National Call Center continues operations for 24 hours daily.
- Today (27/04/2022), **339** calls were answered.

**Figure 3: Epi-curve for confirmed COVID-19 case, 27 April 2022**

**Table 4: Number of people in quarantine 27 April 2022**

Region	Newly quarantined 24 hours	Cumulative number	Number discharged	Number in quarantine now
Erongo	0	7 343	7 342	1
Hardap	0	3 263	3 263	0
Kavango (East and West)	0	1 686	1 686	0
Khomas	0	3 767	3 767	0
Kharas	0	10 000	10 000	0
Kunene	0	6 510	6 497	13
Ohangwena	0	924	924	0
Omaheke	14	20 403	20 268	135
Omusati	0	4 006	4 006	0
Oshana	0	400	400	0
Oshikoto	13	28 215	28 190	25
Otjozondjupa	0	1 932	1 932	0
Zambezi	0	2 196	2 196	0
<b>Total</b>	<b>27</b>	<b>90 645</b>	<b>90 471</b>	<b>174</b>

- Since March 2020, **90 645** people have been placed into quarantine around the country.
- A total of **174** people are currently in quarantine, with **27** new admissions.

**Table 3: COVID-19 specimen recorded at the Laboratories  
27 April 2022**

VARIABLES	TOTAL
Total samples received by the Laboratory	1 004 441
Total samples tested	985 949
Total samples re-tested	18 375
Total positive results	158 545
Total negative results	827 312
Total samples discarded	117
Invalid results	0
Total pending results	0
Indeterminant/Inconclusive	92
Suspected cases in 24 hours (excluding re-tests)	595

➤ The laboratory testing capacity has been enhanced; with a total of twenty-three (23) laboratories carrying out the testing of samples: NIP, Path-Care, UNAM Molecular, Central Veterinary Laboratory, Namib Poultry, NAMDEB, NamPath, Namibia Central Pathology, DiagnoLab, High Care, Alpha Medical Laboratory, Des-Jo Medical Test Centre, ProQuest Diagnostic Laboratory, MAXI, Medlink Laboratory Services, Biotech Medical, Covisure, Star Care, Soweto Medical Center, Hosea Kutako International Airport & Oshana Med Laboratory .

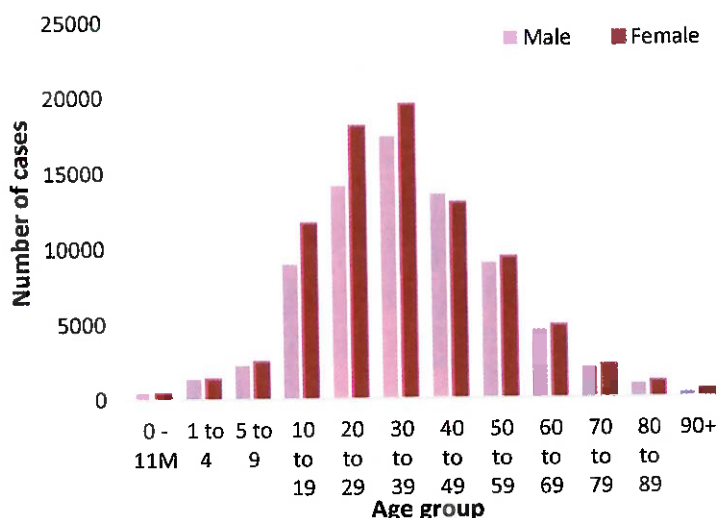
➤ To date, 1 004 453 tests (including 18 375 re-tests) have been conducted by authorized laboratories.

➤ Since the beginning of the outbreak, 169 832 contacts of confirmed cases have been identified, 50 contacts were identified within the last 24 hours from 10 regions.

➤ Cumulatively, 167 948 contacts have completed their monitoring period, while 299 contacts are lost to follow-up and a total of 28 689 (18%) contacts of confirmed cases have tested positive.

➤ Today, 102 (31%) out of 325 active contacts were monitored.

- Of the total confirmed cases, 95 318 (60%) are in the 20-49 years age-brackets which constitutes the majority of the recorded cases.
- A total of 25 257 (16%) of the confirmed cases are among the 5-19 years category.
- A total of 18 250 (12%) of the confirmed cases are among the 50 - 59 years group.
- The under 5 years age group make up 3 511 (2%) of the total cases whereas, 16 209 (10%) are above 60 years of age.



**Figure 1: Age and Sex distribution of COVID-19 confirmed cases, 27 April 2022**

**Table 2: The current distribution for hospitalization of confirmed cases by region, 27 April 2022**

Region	Hospitalized confirmed cases		Vaccinated		Intensive Care Unit		Vaccinated	
	Current	Previous	1 <sup>st</sup> dose	2 <sup>nd</sup> dose	Current	Previous	1 <sup>st</sup> dose	2 <sup>nd</sup> dose
Erongo	0	0	0	0	0	0	0	0
Hardap	0	0	0	0	0	0	0	0
ǀKaras	0	0	0	0	0	0	0	0
Kavango East	0	0	1	0	0	0	0	0
Kavango West	0	0	0	0	0	0	0	0
Khomas	8	6	0	0	3	0	0	0
Kunene	0	0	0	0	0	0	0	0
Ohangwena	0	0	0	0	0	0	0	0
Omaheke	0	0	0	0	0	0	0	0
Omusati	0	0	0	0	0	0	0	0
Oshana	1	0	0	0	0	0	0	0
Oshikoto	0	0	0	0	0	0	0	0
Otjozondjupa	0	0	0	0	0	0	0	0
Zambezi	0	0	0	0	0	0	0	0
Total	9	6	0	0	3	0	0	0

**Table 6: Summary of COVID-19 vaccine 3<sup>rd</sup> doses administered, 27 April 2022**

Region	Cumulative no. of persons vaccinated			
	Sinopharm	AstraZeneca	Pfizer	Booster Doses J&J
Erongo	1 913	830	3 234	596
Hardap	2 689	682	1 101	841
Kharas	1 143	276	401	169
Kavango East	901	383	419	743
Kavango West	894	382	544	558
Khomas	3 113	1 312	5 981	993
Kunene	2 033	642	709	924
Ohangwena	626	220	39	96
Omaheke	2 776	1 409	920	61
Omusati	1 374	569	548	141
Oshana	1 626	418	663	366
Oshikoto	1 236	315	274	129
Otjozondjupa	2 023	798	1 108	27
Zambezi	590	115	125	256
<b>Total</b>	<b>22 937</b>	<b>8 351</b>	<b>16 066</b>	<b>5 900</b>

**Table 5: Summary of COVID-19 vaccine doses administered, 27 April 2022**

Region	Cumulative no. of persons vaccinated with doses of Sinopharm, AstraZeneca, Sputnik V, Pfizer and Jassen & Johnson		Targeted Population	Vaccination Coverage (%)	Cumulative no. of Healthcare Workers vaccinated with doses of Sinopharm, AstraZeneca, Sputnik V, Pfizer and Jassen & Johnson	
	1 <sup>st</sup> dose	Fully vaccinated			1 <sup>st</sup> doses	Fully vaccinated
Erongo	42 487	37 989	161 966	23%	1 443	1 107
Hardap	28 885	24 774	69 121	36%	548	452
Kharas	23 460	19 917	69 786	29%	817	493
Kavango East	41 611	30 814	105 223	29%	1 285	1 032
Kavango West	30 626	23 889	57 210	42%	441	398
Khomas	102 496	90 270	362 620	25%	4 085	3 067
Kunene	28 702	23 508	72 991	32%	692	540
Ohangwena	32 568	25 642	174 546	15%	887	717
Omaheke	23 269	20 967	53 002	40%	428	339
Omusati	28 109	24 859	179 370	14%	1 019	800
Oshana	24 397	21 649	143 395	15%	1 637	1 345
Oshikoto	25 317	21 456	144 912	15%	881	770
Otjozondjupa	34 885	31 122	112 119	28%	912	667
Zambezi	9 523	8 575	73 010	12%	691	648
<b>Total</b>	<b>476 335</b>	<b>405 431</b>	<b>1 779 271</b>	<b>23%</b>	<b>15 766</b>	<b>12 375</b>

**PUBLIC HEALTH ACTION (S)**

- The COVID-19 vaccination programme is ongoing throughout the country.
- The public is encouraged to continue adhering to COVID-19 preventative measures as the situation is being observed.
- The government and development partners continue to prioritize the continuation of essential health services.

**CHALLENGES**

Slow vaccine uptake among members of the public, and circulation of anti-vaccination information.

**RECOMMENDATIONS**

Encourage the public to get vaccinated and strengthen community health awareness to counteract anti-vaccination information in circulation.

APPROVED



INCIDENT MANAGER  
27 APRIL 2022



SECRETARIAT

For enquiries, please contact

Namibia Public Health Emergency Operations Centre;

 PHEOC@mhss.gov.na

 0800 100 100

 0851 100 100