



NAMIBIA COVID-19 SITUATION REPORT NO. 779

Outbreak Name	COVID-19 outbreak	Country affected	Namibia
Date & Time	07.05.2022 17h00	Investigation start Date	13 March 2020
Prepared by	Surveillance Team		

HIGHLIGHTS/SITUATION UPDATE (07/05/2022)

CUMULATIVE

Tested 1 012 423

Confirmed 159 219

Active 861

Recovered 156 582

Vaccinated

1st doses 479 671 2nd doses 268 936 Booster doses 56 147

Deaths 4 027

TOTAL TODAY

Tested 666

Confirmed 83

Active 861

Recovered 120

Vaccinated

1st doses 197 2nd doses 73 Booster doses 183

Deaths 1

- A total of **159 219** cases have been recorded to-date, representing **6%** of the total population (**2 550 226**).
- More female cases **84 505 (53%)** have been recorded.
- Of the total confirmed cases, **5 391 (3%)** are Health Workers, with **7** new confirmation today.
 - **4 550 (84.4%)** State; **833 (15.4%)** Private, **8 (0.1%)** Non-Governmental Organizations.
 - **5 381 (100%)** recoveries and **25 (0.5%)** deaths.
- The recovery rate now stands at **98%**.
- Khomas and Erongo regions reported the highest number of cases with **52 179 (33%)** and **22 852 (14%)** respectively.
- Of the total fatalities **3 692 (92%)** are COVID-19 deaths while **335 (8%)** are COVID-19 related deaths.
- The case fatality rate now stands at **2.5%**.

Table 1: Distribution of confirmed COVID-19 cases by region, 07 May 2022

Region	New cases	New re-infections	Cummulative re-infections	Cummulative New cases	Active cases	Recoveries	Cumulative Deaths	Cumulative deaths with co-morbidities	Non-COVID deaths	Health Workers
Erongo	8	0	367	22 852	52	22 736	426	353	5	499
Hardap	3	0	69	8 436	42	8 198	265	168	0	164
Karas	12	8	209	10 015	42	10 021	161	138	0	297
Kavango East	0	0	51	6369	5	6 185	228	132	2	289
Kavango West	0	0	4	842	0	823	23	21	0	48
Khomas	44	5	1 022	52 179	540	51 759	901	705	1	1 862
Kunene	0	0	53	5 021	19	4 901	154	108	0	151
Ohangwena	0	0	42	6 100	29	5 903	208	126	2	223
Omaheke	0	0	61	5 212	19	4 962	291	205	1	143
Omusati	0	0	42	7 598	1	7 295	344	211	0	266
Oshana	2	0	94	10 650	39	10 308	396	244	1	607
Oshikoto	1	0	58	7 986	3	7 830	209	160	2	367
Otjozondjupa	13	1	169	12 371	63	12 190	286	196	1	346
Zambezi	0	0	25	3 588	7	3 471	135	77	0	129
Total	83	14	2 266	159 219	861	156 582	4 027	2 844	15	5 391

EPIDEMIOLOGICAL SITUATION IN NAMIBIA

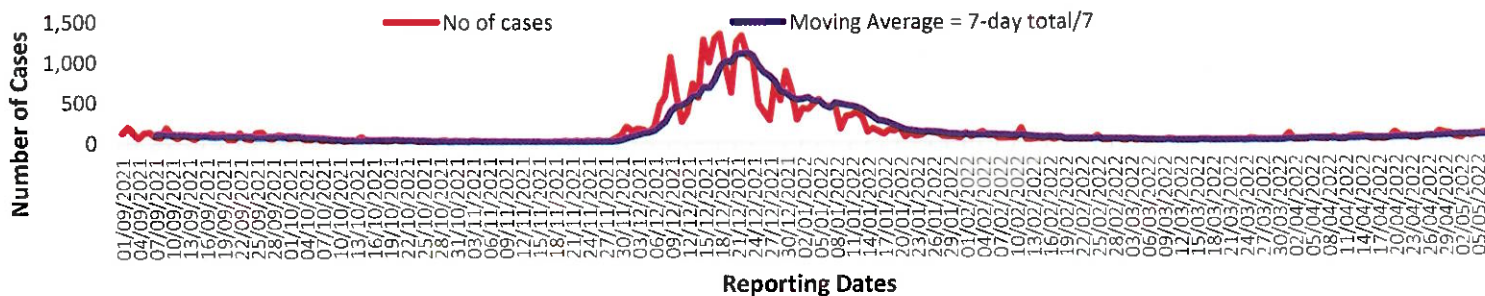
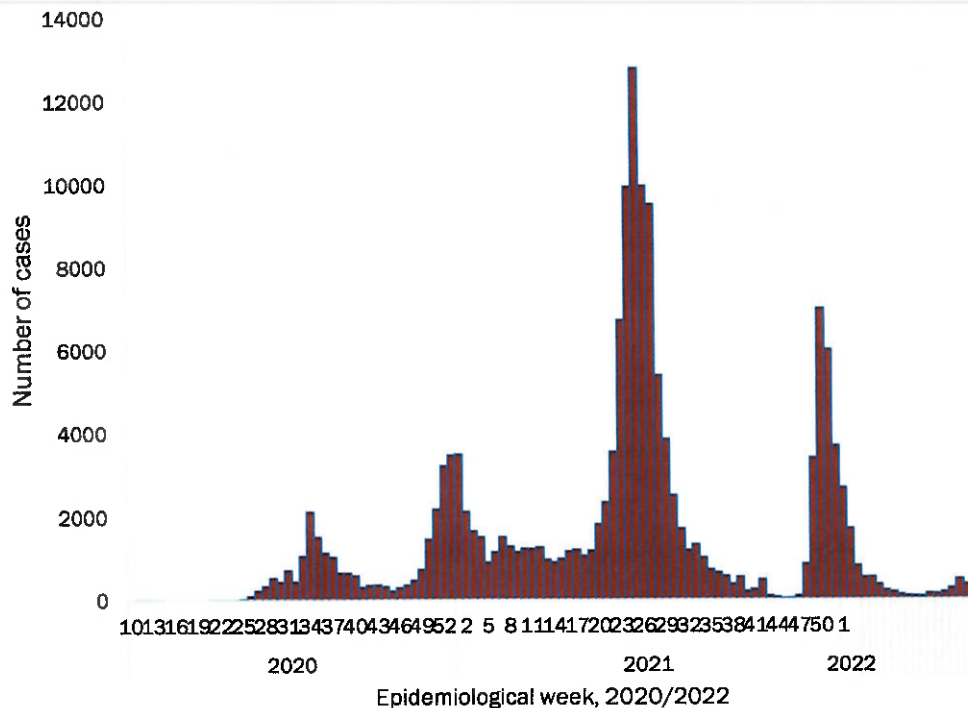


Figure 2: The 7 days moving average line chart for confirmed COVID-19 cases, 07 May 2022



- The highest peak of **12 787 (8%)** cases was recorded during week 25 of 2021 (Figure 3).
- The country has started seeing a gradual reduction in the average number of confirmed cases from 1424 to 29 from epi-week 26 to 40 of 2021.
- Another peak of **7005** cases was recorded in week 50 of 2021
- The number of cases have decreased in the last seven weeks as seen in the graph.

- The National Call Center continues operations for 24 hours daily.
- Today (07/05/2022), **242** calls were answered.

Figure 3: Epi-curve for confirmed COVID-19 case, 07 May 2022

Table 4: Number of people in quarantine 07 May 2022

Region	Newly quarantined 24 hours	Cumulative number	Number discharged	Number in quarantine now
Erongo	5	7 348	7 343	5
Hardap	6	3 269	3 263	6
Kavango (East and West)	0	1 686	1 686	0
Khomas	0	3 767	3 767	0
Kharas	0	10 000	10 000	0
Kunene	9	6 594	6 571	23
Ohangwena	0	924	924	0
Omaheke	0	20 563	20 418	145
Omusati	0	4 006	4 006	0
Oshana	0	400	400	0
Oshikoto	10	28 341	28 314	27
Otjozondjupa	0	1 932	1 932	0
Zambezi	0	2 211	2 202	9
Total	30	91 041	90 826	215

- Since March 2020, **91 041** people have been placed into quarantine around the country.
- A total of **215** people are currently in quarantine, with **30** new admissions.

Table 3: COVID-19 specimen recorded at the Laboratories 07 May 2022

VARIABLES	TOTAL
Total samples received by the Laboratory	1 012 393
Total samples tested	993 792
Total samples re-tested	18 484
Total positive results	159 219
Total negative results	834 477
Total samples discarded	117
Invalid results	0
Total pending results	0
Indeterminant/Inconclusive	96
Suspected cases in 24 hours (excluding re-tests)	644

➤ The laboratory testing capacity has been enhanced; with a total of twenty-three (23) laboratories carrying out the testing of samples: NIP, Path-Care, UNAM Molecular, Central Veterinary Laboratory, Namib Poultry, NAMDEB, NamPath, Namibia Central Pathology, DiagnoLab, High Care, Alpha Medical Laboratory, Des-Jo Medical Test Centre, ProQuest Diagnostic Laboratory, MAXI, Medlink Laboratory Services, Biotech Medical, Covisure, Star Care, Soweto Medical Center, Hosea Kutako International Airport & Oshana Med Laboratory .

➤ To date, **1 012 423** tests (including **18 484** re-tests) have been conducted by authorized laboratories.

➤ Since the beginning of the outbreak, **170 416** contacts of confirmed cases have been identified, **96** contacts were identified within the last 24 hours from **5** regions.

➤ Cumulatively, **168 436** contacts have completed their monitoring period, while **299** contacts are lost to follow-up and a total of **28 741 (18%)** contacts of confirmed cases have tested positive.

➤ Today, **209 (50%)** out of **421** active contacts were monitored.

➤ Of the total confirmed cases, **95 668 (60%)** are in the 20-49 years age-brackets which constitutes the majority of the recorded cases.

➤ A total of **25 406 (16%)** of the confirmed cases are among the 5-19 years category.

➤ A total of **18 328 (12%)** of the confirmed cases are among the 50 - 59 years group.

➤ The under 5 years age group make up **3 521 (2%)** of the total cases whereas, **16 296 (10%)** are above 60 years of age.

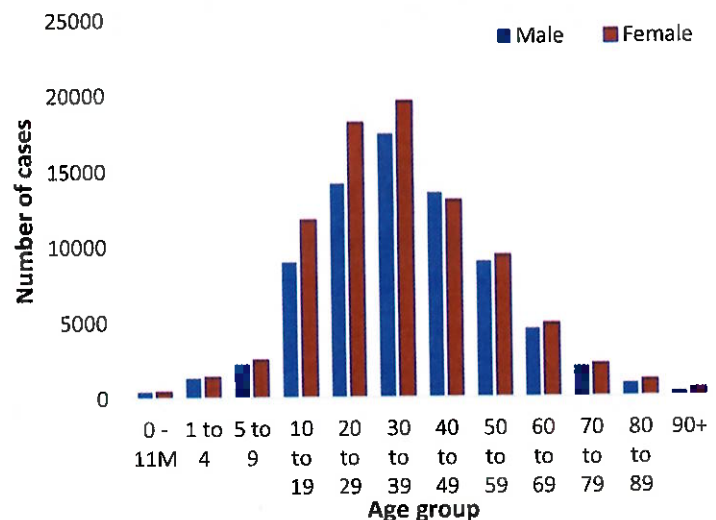


Figure 1: Age and Sex distribution of COVID-19 confirmed cases, 07 May 2022

Table 2: The current distribution for hospitalization of confirmed cases by region, 07 May 2022

Region	Hospitalized confirmed cases		Vaccinated		Intensive Care Unit		Vaccinated	
	Current	Previous	1 st dose	2 nd dose	Current	Previous	1 st dose	2 nd dose
Erongo	0	0	0	0	0	0	0	0
Hardap	4	4	0	0	0	0	0	0
ǀKharas	0	0	0	0	0	0	0	0
Kavango East	0	0	1	0	0	0	0	0
Kavango West	0	0	0	0	0	0	0	0
Khomas	20	20	0	0	8	8	0	0
Kunene	1	1	0	0	0	0	0	0
Ohangwena	0	0	0	0	0	0	0	0
Omaheke	0	0	0	0	0	0	0	0
Omusati	0	0	0	0	0	0	0	0
Oshana	1	1	0	0	0	0	0	0
Oshikoto	0	0	0	0	0	0	0	0
Otjozondjupa	1	0	0	0	0	0	0	0
Zambezi	2	2	0	0	0	0	0	0
Total	29	28	0	0	8	8	0	0

Table 6: Summary of COVID-19 vaccine 3rd doses administered, 07 May 2022

Region	Cumulative no. of persons vaccinated			
	Sinopharm	AstraZeneca	Pfizer	Booster Doses J&J
Erongo	1 950	866	3 305	647
Hardap	2 785	742	1 138	939
Kharas	1 213	288	413	177
Kavango East	965	414	441	809
Kavango West	1 008	423	602	751
Khomas	3 260	1 468	6 144	1 060
Kunene	2 069	667	736	940
Ohangwena	626	220	39	96
Omaheke	2 831	1 443	922	61
Omusati	1 480	608	584	158
Oshana	1 755	473	678	428
Oshikoto	1 301	344	281	139
Otjozondjupa	2 150	892	1 151	130
Zambezi	613	128	125	271
Total	24 006	8 976	16 559	6 606

Table 5: Summary of COVID-19 vaccine doses administered, 07 May 2022

Region	Cumulative no. of persons vaccinated with doses of Sinopharm, AstraZeneca, Sputnik V, Pfizer and Jassen & Johnson		Targeted Population	Vaccination Coverage (%)	Cumulative no. of Healthcare Workers vaccinated with doses of Sinopharm, AstraZeneca, Sputnik V, Pfizer and Jassen & Johnson	
	1 st dose	Fully vaccinated			1 st doses	Fully vaccinated
Erongo	42 622	38 108	161 966	24%	1 445	1 108
Hardap	29 148	24 974	69 121	36%	548	452
Kharas	23 550	20 000	69 786	29%	817	493
Kavango East	41 852	31 134	105 223	30%	1 285	1 032
Kavango West	31 276	24 686	57 210	43%	441	398
Khomas	102 924	90 718	362 620	25%	4 088	3 070
Kunene	28 850	23 566	72 991	32%	692	540
Ohangwena	32 568	25 642	174 546	15%	887	717
Omaheke	23 345	21 049	53 002	40%	428	339
Omusati	28 209	24 946	179 370	14%	1 021	802
Oshana	24 580	21 843	143 395	15%	1 639	1 348
Oshikoto	25 543	21 885	144 912	15%	881	770
Otjozondjupa	35 491	31 500	112 119	28%	914	671
Zambezi	9 713	8 765	73 010	12%	696	653
Total	479 671	408 816	1 779 271	23%	15 782	12 393

PUBLIC HEALTH ACTION (S)

- The COVID-19 vaccination programme is ongoing throughout the country.
- The public is encouraged to continue adhering to COVID-19 preventative measures as the situation is being observed.
- The government and development partners continue to prioritize the continuation of essential health services.


CHALLENGES

Slow vaccine uptake among members of the public, and circulation of anti-vaccination information.

RECOMMENDATIONS

Encourage the public to get vaccinated and strengthen community health awareness to counteract anti-vaccination information in circulation.




APPROVED



INCIDENT MANAGER
07 MAY 2022



SECRETARIAT

For enquiries, please contact
Namibia Public Health Emergency Operations Centre;
 PHEOC@mhss.gov.na
 0800 100 100
 0851 100 100