



NAMIBIA COVID-19 SITUATION REPORT NO. 795

Outbreak Name	COVID-19 outbreak	Country affected	Namibia
Date & Time	23.05.2022 17h00	Investigation start Date	13 March 2020
Prepared by	Surveillance Team		

HIGHLIGHTS/SITUATION UPDATE (23/05/2022)

CUMULATIVE

Tested 1 031 379

Confirmed 162 462

Active 2 990

Recovered 158 078

Vaccinated

1st doses 486 229 2nd doses 272 951 Booster doses 63 317

Deaths 4 034

TOTAL TODAY

Tested 766

Confirmed 148

Active 2 990

Recovered 125

Vaccinated

1st doses 379 2nd doses 167 Booster doses 475

Deaths 1

- A total of **162 462** cases have been recorded to-date, representing **6%** of the total population (**2 550 226**).
- More female cases **86 391 (53%)** have been recorded.
- Of the total confirmed cases, **5 535 (3%)** are Health Workers, with **4** new confirmation today.
 - **4 656 (84.4%)** State; **870 (15.4%)** Private, **9 (0.1%)** Non-Governmental Organizations.
 - **5 447 (100%)** recoveries and **25 (0.5%)** deaths.
- The recovery rate now stands at **98%**.
- **Khomas** and **Erongo** regions reported the highest number of cases with **53 632 (33%)** and **23 165 (14%)** respectively.
- Of the total fatalities **3 695 (92%)** are COVID-19 deaths while **339 (8%)** are COVID-19 related deaths.
- The case fatality rate now stands at **2.5%**.

Table 1: Distribution of confirmed COVID-19 cases by region, 23 May 2022

Region	New cases	New re-infections	Cummulative re-infections	Cummulative New cases	Active cases	Recoveries	Cumulative Deaths	Cumulative deaths with co-morbidities	Non-COVID deaths	Health Workers
Erongo	32	1	399	23 165	272	22 860	427	353	5	509
Hardap	10	6	105	8 640	170	8 310	265	168	0	185
ǀKaras	7	1	250	10 302	266	10 125	161	138	0	307
Kavango East	1	1	55	6 477	111	6 191	228	132	2	294
Kavango West	0	0	4	844	2	823	23	21	0	48
Khomas	47	5	1242	53 632	1 463	52 505	905	705	1	1 912
Kunene	8	0	63	5 154	102	4 961	154	108	0	160
Oshana	0	0	45	6 141	73	5 903	208	126	2	223
Omaheke	2	0	64	5 258	36	4 994	291	205	1	146
Omusati	18	2	47	7 652	57	7 298	344	211	0	270
Oshana	2	0	98	10 692	52	10 341	396	244	1	611
Oshikoto	0	0	61	8 023	30	7 842	210	160	2	369
Otjozondjupa	21	0	196	12 886	351	12 443	287	196	1	372
Zambezi	0	0	26	3 596	5	3 482	135	77	0	129
Total	148	16	2 655	162 462	2 990	158 078	4 034	2 844	15	5 535

EPIDEMIOLOGICAL SITUATION IN NAMIBIA

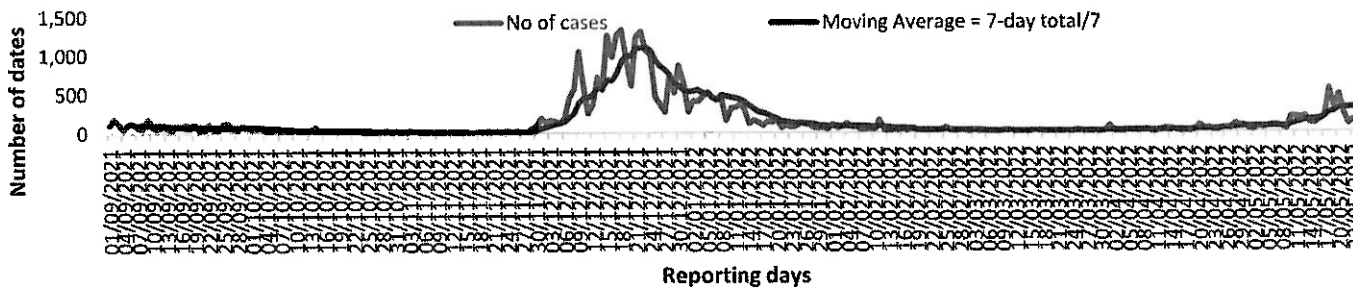
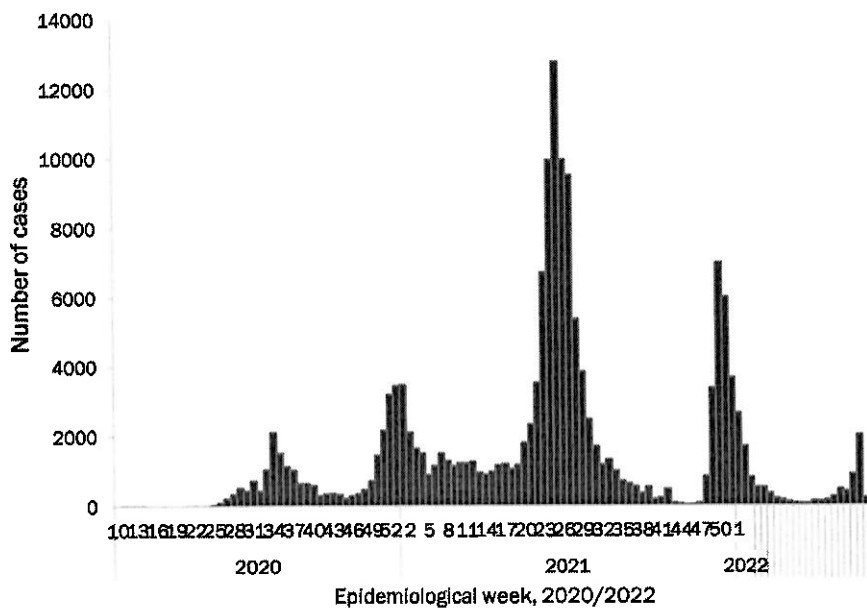


Figure 2: The 7 days moving average line chart for confirmed COVID-19 cases, 23 May 2022



- The highest peak of **12 787 (8%)** cases was recorded during week 25 of 2021 (Figure 3).
 - The country has started seeing a gradual reduction in the average number of confirmed cases from 1424 to 29 from epi-week 26 to 40 of 2021.
 - Another peak of 7005 cases was recorded in week 50 of 2021.
 - The number of cases have started increasing again in the last three weeks as seen on the graph.
-
- The National Call Center continues operations for 24 hours daily.
 - Today (23/05/2022), 226 calls were answered.

Figure 3: Epi-curve for confirmed COVID-19 case, 23 May 2022

Table 4: Number of people in quarantine 23 May 2022

Region	Newly quarantined 24 hours	Cumulative number	Number discharged	Number in quarantine now
Erongo	0	7 413	7 388	25
Hardap	0	3 269	3 263	6
Kavango (East and West)	0	1 686	1 686	0
Khomas	0	3 775	3 767	8
Kharas	0	10 000	10 000	0
Kunene	46	6 829	6 715	114
Ohangwena	0	924	924	0
Omaheke	149	21 258	20 855	403
Omusati	0	4 007	4 007	0
Oshana	0	400	400	0
Oshikoto	0	28 623	28 561	62
Otjozondjupa	0	1 932	1 932	0
Zambezi	0	2 211	2 202	9
Total	195	92 327	91 700	627

- Since March 2020, **92 327** people have been placed into quarantine around the country.
- A total of **627** people are currently in quarantine, with **195** new admissions.

Table 3: COVID-19 specimen recorded at the Laboratories 23 May 2022

VARIABLES	TOTAL
Total samples received by the Laboratory	1 031 315
Total samples tested	1 012 235
Total samples re-tested	18 963
Total positive results	1 62 453
Total negative results	849 675
Total samples discarded	117
Invalid results	0
Total pending results	0
Indeterminant/Inconclusive	107
Suspected cases in 24 hours (excluding re-tests)	744

- The laboratory testing capacity has been enhanced; with a total of twenty-three (23) laboratories carrying out the testing of samples: NIP, Path-Care, UNAM Molecular, Central Veterinary Laboratory, Namib Poultry, NAMDEB, NamPath, Namibia Central Pathology, DiagnoLab, High Care, Alpha Medical Laboratory, NCP, Maerua MC, Des-Jo Medical Test Centre, ProQuest Diagnostic Laboratory, MAXI, Medlink Laboratory Services, Biotech Medical, Covisure, Star Care, Soweto Medical Center, Hosea Kutako International Airport & Oshana Med Laboratory .
- To date, 1 031 379 tests (including 18 963 re-tests) have been conducted by authorized laboratories.
- Since the beginning of the outbreak, 173 428 contacts of confirmed cases have been identified, 322 contacts were identified within the last 24 hours from 4 regions.
- Cumulatively, 170 029 contacts have completed their monitoring period, while 299 contacts are lost to follow-up and a total of 28 916 (18%) contacts of confirmed cases have tested positive.
- Today, 752 (46 %) out of 1 620 contacts were monitored.

- Of the total confirmed cases, 97 641 (60%) are in the 20-49 years age-brackets which constitutes the majority of the recorded cases.
- A total of 26 045 (16%) of the confirmed cases are among the 5-19 years category.
- A total of 18 659 (11%) of the confirmed cases are among the 50 - 59 years group.
- The under 5 years age group make up 3 561 (2%) of the total cases whereas, 16 559 (10%) are above 60 years of age.

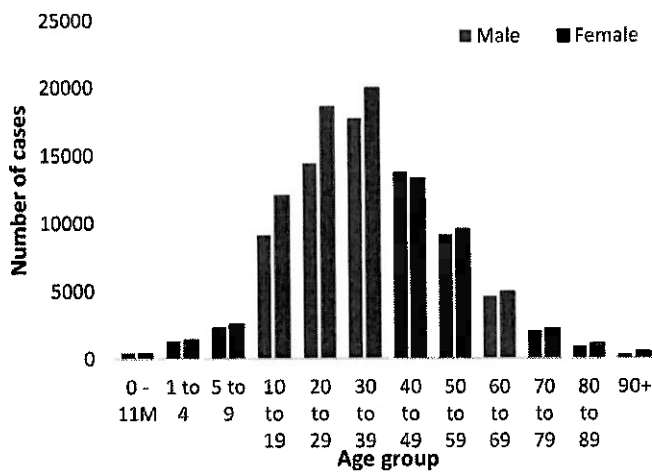


Figure 1: Age and Sex distribution of COVID-19 confirmed cases, 23 May 2022

Table 2: The current distribution for hospitalization of confirmed cases by region, 23 May 2022

Region	Hospitalized confirmed cases		Vaccinated		Intensive Care Unit		Vaccinated	
	Current	Previous	1 st dose	2 nd dose	Current	Previous	1 st dose	2 nd dose
Erongo	8	8	0	1	1	1	0	0
Hardap	9	9	0	0	0	0	0	0
ǀKaras	3	4	0	0	0	0	0	0
Kavango East	6	2	1	0	0	0	0	0
Kavango West	0	0	0	0	0	0	0	0
Khomas	38	45	0	8	4	4	0	0
Kunene	36	29	0	0	0	0	0	0
Oshana	0	0	0	0	0	0	0	0
Omaheke	0	0	0	0	0	0	0	0
Omusati	6	1	0	0	0	0	0	0
Oshana	5	2	0	0	0	0	0	0
Oshikoto	0	0	0	0	0	0	0	0
Otjozondjupa	1	1	0	0	0	0	0	0
Zambezi	3	3	0	0	0	0	0	0
Total	115	104	1	9	5	5	0	0

Table 6: Summary of COVID-19 vaccine 3rd doses administered, 23 May 2022

Region	Cumulative no. of persons vaccinated			
	Sinopharm	AstraZeneca	Pfizer	Booster Doses J&J
Erongo	2 086	1 011	3 438	778
Hardap	3 063	864	1 195	1 187
Kharas	1 387	359	475	221
Kavango East	1 112	478	617	920
Kavango West	1 132	505	672	813
Khomas	3 483	1 654	6 482	1 246
Kunene	2 213	761	744	1 082
Ohangwena	838	300	60	184
Omaheke	2 995	1 513	968	69
Omusati	1 886	823	625	284
Oshana	2 008	551	710	528
Oshikoto	1 428	410	298	189
Otjozondjupa	2 334	1 087	1 211	654
Zambezi	748	143	133	362
Total	26 713	10 459	17 628	8 517

Table 5: Summary of COVID-19 vaccine doses administered, 23 May 2022

Region	Cumulative no. of persons vaccinated with doses of Sinopharm, AstraZeneca, Sputnik V, Pfizer and Jassen & Johnson		Targeted Population	Vaccination Coverage (%)	Cumulative no. of Healthcare Workers vaccinated with doses of Sinopharm, AstraZeneca, Sputnik V, Pfizer and Jassen & Johnson	
	1 st dose	Fully vaccinated			1 st doses	Fully vaccinated
Erongo	42 989	38 427	161 966	24%	1 449	1 112
Hardap	29 621	25 350	69 121	37%	550	454
Kharas	23 938	20 327	69 786	29%	820	497
Kavango East	42 426	31 900	105 223	30%	1 286	1 033
Kavango West	31 822	25 426	57 210	44%	441	398
Khomas	103 648	91 437	362 620	25%	4 098	3 081
Kunene	29 153	23 869	72 991	33%	695	541
Ohangwena	33 224	27 063	174 546	16%	891	718
Omaheke	23 623	21 269	53 002	40%	429	340
Omusati	28 728	25 363	179 370	14%	1 024	805
Oshana	24 987	22 223	143 395	15%	1 650	1 357
Oshikoto	26 033	22 796	144 912	16%	894	782
Otjozondjupa	35 847	31 823	112 119	28%	926	681
Zambezi	10 190	9 289	73 010	13%	715	672
Total	486 229	416 562	1 779 271	23%	15 868	12 471

PUBLIC HEALTH ACTION (S)

- The COVID-19 vaccination programme is ongoing throughout the country.
- The public is encouraged to continue adhering to COVID-19 preventative measures as the situation is being observed.
- The government and development partners continue to prioritize the continuation of essential health services.

CHALLENGES

Slow vaccine uptake among members of the public, and circulation of anti-vaccination information.

RECOMMENDATIONS

Encourage the public to get vaccinated and strengthen community health awareness to counteract anti-vaccination information in circulation.

APPROVED





INCIDENT MANAGER
23 MAY 2022




SECRETARIAT

For enquiries, please contact
Namibia Public Health Emergency Operations Centre;

 PIHEOC@mhss.gov.na

 0800 100 100

 0851 100 100