



### NAMIBIA COVID-19 SITUATION REPORT NO. 748

Outbreak Name	COVID-19 outbreak	Country affected	Namibia
Date & Time	06.04 2022 17h00	Investigation start Date	13 March 2020
Prepared by	Surveillance Team		

#### HIGHLIGHTS/SITUATION UPDATE (06/04/2022)

#### CUMULATIVE

Tested 988 662

Confirmed 157 825

Active 246

Recovered 155 652

Vaccinated

1<sup>st</sup> doses 463 542 2<sup>nd</sup> doses 263 954 3<sup>rd</sup> doses 45 986

Deaths 4 020

#### TOTAL TODAY

Tested 823

Confirmed 19

Active 246

Recovered 7

Vaccinated

1<sup>st</sup> doses 1 050 2<sup>nd</sup> doses 223 3<sup>rd</sup> doses 484

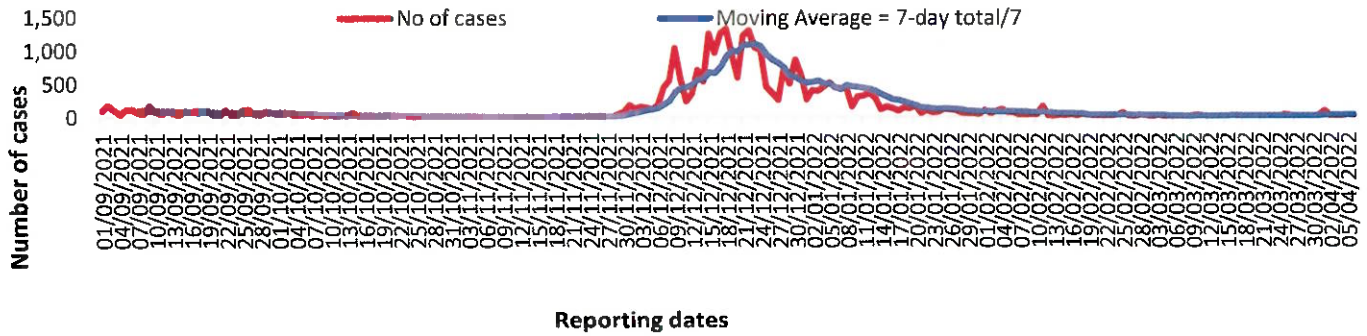
Deaths 0

- A total of 157 825 cases have been recorded to-date, representing 6% of the total population (2 550 226).
- More female cases 83 716 (53%) have been recorded.
- Of the total confirmed cases, 5 334 (3%) are Health Workers, with 1 new confirmation today.
  - 4 513 (85%) State; 813 (15%) Private, 8 (0.2%) Non-Governmental Organizations.
  - 5 323 (100%) recoveries and 25 (0.5%) deaths.
- The recovery rate now stands at 99%.
- Khomas and Erongo regions reported the highest number of cases with 51 236 (32%) and 22 728 (14%) respectively.
- Of the total fatalities 3 690 (92%) are COVID-19 deaths while 330 (8%) are COVID-19 related deaths.
- The case fatality rate now stands at 2.5%.

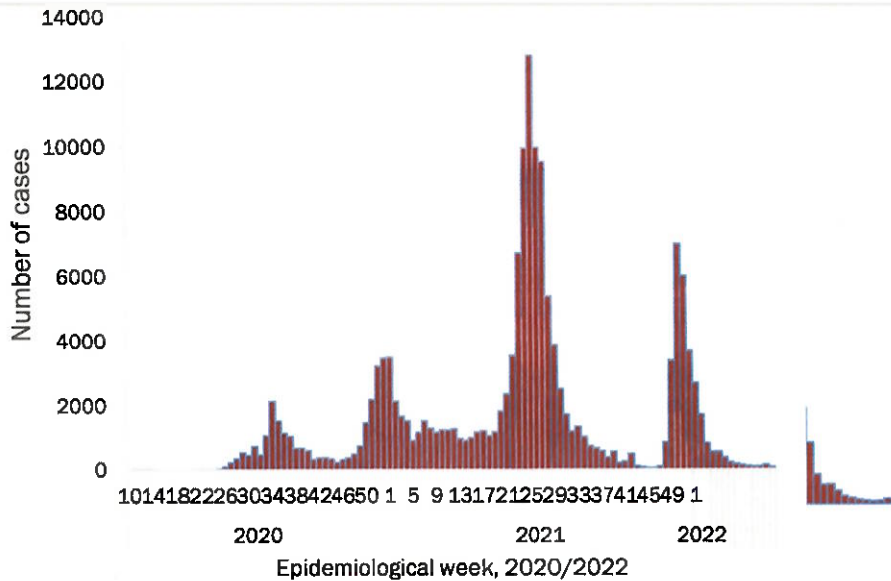
**Table 1: Distribution of confirmed COVID-19 cases by region, 06 April 2022**

Region	New cases	New re-infections	Cumulative re-infections	Cumulative New cases	Active cases	Recoveries	Cumulative Deaths	Cumulative deaths with co-morbidities	Non-COVID deaths	Health Workers
Erongo	0	0	361	22 728	32	22 626	426	353	5	493
Hardap	0	0	67	8391	0	8 193	265	168	0	160
Karas	1	0	187	9 954	6	9 974	161	138	0	295
Kavango East	0	0	50	6 362	0	6 182	228	132	2	286
Kavango West	0	0	4	842	0	823	23	21	0	48
Khomas	11	0	904	51 236	133	51 105	901	705	1	1 822
Kunene	0	0	53	4 999	0	4 898	154	108	0	151
Ohangwena	3	0	42	6 086	25	5 896	205	124	2	221
Omaheke	0	0	61	5 194	5	4 958	291	205	1	143
Omusati	0	0	42	7 590	0	7 289	343	211	0	266
Oshana	0	0	92	10 637	26	10 307	395	244	1	607
Oshikoto	0	0	58	7 980	2	7 824	209	160	2	367
Otjozondjupa	4	0	163	12 247	13	12 112	284	194	1	344
Zambezi	0	0	24	3 579	4	3 465	135	77	0	128
<b>Total</b>	<b>19</b>	<b>0</b>	<b>2 108</b>	<b>157 825</b>	<b>246</b>	<b>155 652</b>	<b>4 020</b>	<b>2 840</b>	<b>15</b>	<b>5 334</b>

## EPIDEMIOLOGICAL SITUATION IN NAMIBIA



**Figure 2: The 7 days moving average line chart for confirmed COVID-19 cases, 06 April 2022**



- The highest peak of **12 787 (8%)** cases was recorded during week 25 of 2021 (Figure 3).
- The country has started seeing a gradual reduction in the average number of confirmed cases from 1424 to 29 from epi-week 26 to 40 of 2021.
- Another peak of **7005** cases was recorded in week 50 of 2021
- The number of cases have decreased in the last seven weeks as seen in the graph.

- The National Call Center continues operations for 24 hours daily.
- Today (06/04/2022), **157** calls were answered.

**Figure 3: Epi-curve for confirmed COVID-19 case, 06 April 2022**

**Table 4: Number of people in quarantine 06 April 2022**

Region	Newly quarantined 24 hours	Cumulative number	Number discharged	Number in quarantine now
Erongo	0	7 333	7 300	33
Hardap	0	3 263	3 263	0
Kavango (East and West)	0	1 686	1 673	13
Khomas	0	3 767	3 767	0
Kharas	0	10 000	10 000	0
Kunene	0	6 493	6 493	0
Ohangwena	0	924	924	0
Omaheke	0	19 991	19 974	17
Omusati	0	4 006	4 000	6
Oshana	0	400	400	0
Oshikoto	0	28 058	28 019	39
Otjozondjupa	0	1 932	1 932	0
Zambezi	0	2 184	2 148	36
<b>Total</b>	<b>0</b>	<b>90 037</b>	<b>89 893</b>	<b>144</b>

- Since March 2020, **90 037** people have been placed into quarantine around the country.
- A total of **144** people are currently in quarantine, with no new admissions.



**Table 6: Summary of COVID-19 vaccine 3<sup>rd</sup> doses administered, 06 April 2022**

Region	Cumulative no. of persons vaccinated			
	Sinopharm	AstraZeneca	Pfizer	Booster Doses J&J
Erongo	1 6270	13245	1 356	1 356
Hardap	13 058	5 742	634	634
! Kharas	10 621	4 616	452	452
Kavango East	11 769	7 539	1 842	1 842
Kavango West	7 148	4 914	1 173	1 173
Khomas	42 462	29 631	4 970	4 970
Kunene	11 902	5 475	214	214
Oshana	16 232	5 340	262	262
Omaheke	10 215	5 400	767	767
Omusati	13 945	7 274	358	358
Oshana	12 847	4 810	320	320
Oshikoto	12 307	3 736	140	140
Otjozondjupa	12 652	8 593	422	422
Zambezi	3 721	940	78	78
<b>Total</b>	<b>195 149</b>	<b>107 255</b>	<b>12 988</b>	<b>12 988</b>

**Table 5: Summary of COVID-19 vaccine doses administered, 06 April 2022**

Region	Cumulative no. of persons vaccinated with doses of Sinopharm, AstraZeneca, Sputnik V, Pfizer and Jassen & Johnson		Targeted Population	Vaccination Coverage (%)	Cumulative no. of Healthcare Workers vaccinated with doses of Sinopharm, AstraZeneca, Sputnik V, Pfizer and Jassen & Johnson	
	1 <sup>st</sup> doses	Fully vaccinated			1 <sup>st</sup> doses	Fully vaccinated
Erongo	42 075	37 529	161 966	23%	1 432	1 095
Hardap	28 011	24 297	69 121	35%	541	447
! Kharas	23 157	19 618	69 786	28%	815	491
Kavango East	40 240	29 783	105 223	28%	1 264	1 011
Kavango West	29 565	22 751	57 210	40%	434	388
Khomas	101 584	89 361	362 620	25%	4 065	3 055
Kunene	27 412	22 676	72 991	31%	683	531
Oshana	30 785	25 041	174 546	14%	858	689
Omaheke	2 3047	20 807	53 002	39%	382	272
Omusati	27 850	24 621	179 370	14%	1 000	790
Oshana	23 812	21 268	143 395	15%	1 620	1 339
Oshikoto	23 327	20 748	144 912	14%	881	770
Otjozondjupa	34 032	30 374	112 119	27%	911	666
Zambezi	8 645	7 954	73 010	11%	662	614
<b>Total</b>	<b>463 542</b>	<b>396 828</b>	<b>1 779 271</b>	<b>22%</b>	<b>15 548</b>	<b>12 158</b>

**PUBLIC HEALTH ACTION (S)**

- The COVID-19 vaccination programme is ongoing throughout the country.
- Public Health measures continue to be enforced as the situation is closely monitored.
- The government and development partners continue to prioritize the continuation of essential health services.

**CHALLENGES**

Slow vaccine uptake among members of the public, and circulation of anti-vaccination information.


**RECOMMENDATIONS**

Encourage the public to get vaccinated and strengthen community health awareness to counteract anti-vaccination information in circulation.




APPROVED



INCIDENT MANAGER  
06 APRIL 2022



SECRETARIAT

For enquiries, please contact  
**Namibia Public Health Emergency Operations Centre;**  
 [PHEOC@mhss.gov.na](mailto:PHEOC@mhss.gov.na)  
 0800 100 100  
 0851 100 100 Operations Centre