



NAMIBIA COVID-19 SITUATION REPORT NO. 792

Outbreak Name	COVID-19 outbreak	Country affected	Namibia
Date & Time	20.05 .2022 17h00	Investigation start Date	13 March 2020
Prepared by	Surveillance Team		

HIGHLIGHTS/SITUATION UPDATE (20/05/2022)

CUMULATIVE

Tested 1 028 403

Confirmed 161 975

Active 2 733

Recovered 157 797

Vaccinated

1st doses 485 657 2nd doses 272 632 Booster doses 62 638

Deaths 4 032

TOTAL TODAY

Tested 2 368

Confirmed 474

Active 2 733

Recovered 248

Vaccinated

1st doses 763 2nd doses 307 Booster doses 661

Deaths 1

- A total of **161 975** cases have been recorded to-date, representing **6%** of the total population (**2 550 226**).
- More female cases **86 127 (53%)** have been recorded.
- Of the total confirmed cases, **5 513 (3%)** are Health Workers, with **15** new confirmation today.
 - 4 639 (84.4%) State; 865 (15.4%) Private, 9 (0.1%) Non-Governmental Organizations.
 - 5 447 (100%) recoveries and 25 (0.5%) deaths.
- The recovery rate now stands at **98%**.
- Khomas and Erongo regions reported the highest number of cases with **53 440 (33%)** and **23 111 (14%)** respectively.
- Of the total fatalities **3 695 (92%)** are COVID-19 deaths while **337 (8%)** are COVID-19 related deaths.
- The case fatality rate now stands at **2.5%**.

Table 1: Distribution of confirmed COVID-19 cases by region, 20 May 2022

Region	New cases	New re-infections	Cummulative re-infections	Cummulative New cases	Active cases	Recoveries	Cumulative Deaths	Cumulative deaths with co-morbidities	Non-COVID deaths	Health Workers
Erongo	53	5	391	23 111	220	22 851	426	353	5	506
Hardap	23	0	99	8 626	197	8 263	265	168	0	183
Karas	55	4	247	10 262	266	10 082	161	138	0	306
Kavango East	25	0	53	6 469	101	6 191	228	132	2	294
Kavango West	0	0	4	842	0	823	23	21	0	48
Khomas	164	29	1 220	53 440	1 303	52 452	904	705	1	1 910
Kunene	34	3	62	5 119	100	4 927	154	108	0	158
Ohangwena	13	1	45	6 138	70	5 903	208	126	2	223
Omaheke	4	0	62	5 245	21	4 994	291	205	1	143
Omusati	19	3	45	7 628	31	7 298	344	211	0	269
Oshana	5	1	96	10 673	31	10 341	396	244	1	610
Oshikoto	6	0	61	8 019	29	7 839	210	160	2	369
Otjozondjupa	73	1	191	12 807	356	12 354	287	196	1	365
Zambezi	0	0	26	3 596	8	3 479	135	77	0	129
Total	474	47	2 602	161 975	2 733	157 797	4 032	2 844	15	5 513

EPIDEMIOLOGICAL SITUATION IN NAMIBIA

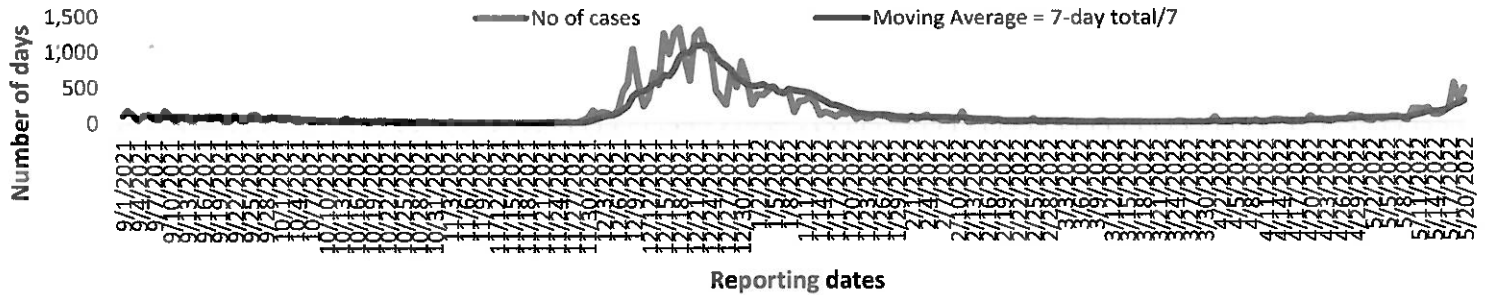
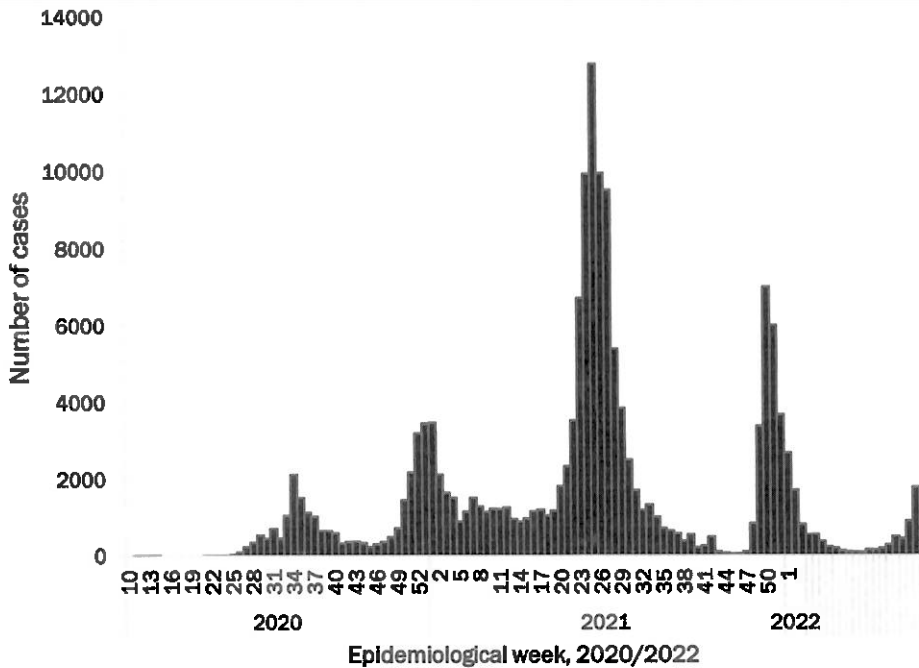


Figure 2: The 7 days moving average line chart for confirmed COVID-19 cases, 20 May 2022



- The highest peak of **12 787 (8%)** cases was recorded during week 25 of 2021 (Figure 3).
- The country has started seeing a gradual reduction in the average number of confirmed cases from 1424 to 29 from epi-week 26 to 40 of 2021.
- Another peak of **7005** cases was recorded in week 50 of 2021
- The number of cases have started increasing again in the last three weeks as seen on the graph.

- The National Call Center continues operations for 24 hours daily.
- Today (20/05/2022), **382** calls were answered.

Figure 3: Epi-curve for confirmed COVID-19 case, 18 May 2022

Table 4: Number of people in quarantine 20 May 2022

Region	Newly quarantined 24 hours	Cumulative number	Number discharged	Number in quarantine now
Erongo	0	7413	7388	25
Hardap	0	3269	3263	6
Kavango (East and West)	0	1686	1686	0
Khomas	0	3775	3767	8
Kharas	0	10000	10000	0
Kunene	29	6684	6617	67
Ohangwena	0	924	924	0
Omaheke	146	21109	20813	296
Omusati	0	4007	4007	0
Oshana	0	400	400	0
Oshikoto	26	28597	28531	66
Otjozondjupa	0	1932	1932	0
Zambezi	0	2211	2202	9
Total	201	92007	91530	477

- Since March 2020, **92 007** people have been placed into quarantine around the country.
- A total of **477** people are currently in quarantine, with **201** new admissions.

**Table 3: COVID-19 specimen recorded at the Laboratories
20 May 2022**

VARIABLES	TOTAL
Total samples received by the Laboratory	1 028 373
Total samples tested	1 009 361
Total samples re-tested	18 895
Total positive results	161 975
Total negative results	847 283
Total samples discarded	117
Invalid results	0
Total pending results	0
Indeterminant/Inconclusive	103

- The laboratory testing capacity has been enhanced; with a total of twenty-three (23) laboratories carrying out the testing of samples: NIP, Path-Care, UNAM Molecular, Central Veterinary Laboratory, Namib Poultry, NAMDEB, NamPath, Namibia Central Pathology, DiagnoLab, High Care, Alpha Medical Laboratory, NCP, Maerua MC, Des-Jo Medical Test Centre, ProQuest Diagnostic Laboratory, MAXI, Medlink Laboratory Services, Biotech Medical, Covisure, Star Care, Soweto Medical Center, Hosea Kutako International Airport & Oshana Med Laboratory .
- To date, **1 028 403** tests (including **18 895** re-tests) have been conducted by authorized laboratories.
- Since the beginning of the outbreak, **173 038** contacts of confirmed cases have been identified, **454** contacts were identified within the last 24 hours from **12** regions.
- Cumulatively, **169 788** contacts have completed their monitoring period, while **299** contacts are lost to follow-up and a total of **28 899 (18%)** contacts of confirmed cases have tested positive.
- Today, **1 124 (69%)** out of **1 620** contacts were monitored.

- Of the total confirmed cases, **97 387 (60%)** are in the 20-49 years age-brackets which constitutes the majority of the recorded cases.
- A total of **25 912 (16%)** of the confirmed cases are among the 5-19 years category.
- A total of **18 618 (12%)** of the confirmed cases are among the 50 - 59 years group.
- The under 5 years age group make up **3 549 (2%)** of the total cases whereas, **16 509 (10%)** are above 60 years of age.

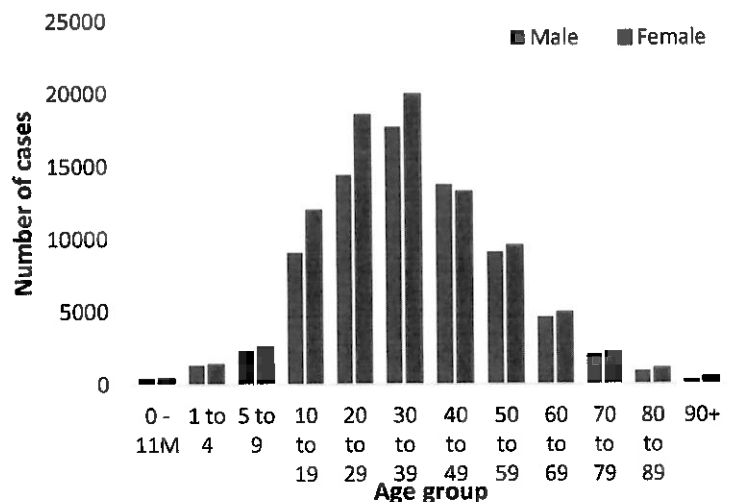


Figure 1: Age and Sex distribution of COVID-19 confirmed cases, 20 May 2022

Table 2: The current distribution for hospitalization of confirmed cases by region, 20 May 2022

Region	Hospitalized confirmed cases		Vaccinated		Intensive Care Unit		Vaccinated	
	Current	Previous	1 st dose	2 nd dose	Current	Previous	1 st dose	2 nd dose
Erongo	8	7	0	1	1	1	0	0
Hardap	10	10	0	0	0	0	0	0
ǀKaras	3	2	0	0	0	0	0	0
Kavango East	2	3	1	0	0	0	0	0
Kavango West	0	0	0	0	0	0	0	0
Khomas	43	42	0	9	8	5	0	0
Kunene	25	17	0	0	0	0	0	0
Ohangwena	0	0	0	0	0	0	0	0
Omaheke	0	0	0	0	0	0	0	0
Omusati	1	1	0	0	0	0	0	0
Oshana	2	0	0	0	0	0	0	0
Oshikoto	0	0	0	0	0	0	0	0
Otjozondjupa	1	1	0	0	0	0	0	0
Zambezi	3	3	0	0	0	0	0	0
Total	98	86	0	10	9	6	0	0

Table 6: Summary of COVID-19 vaccine 3rd doses administered, 20 May 2022

Region	Cumulative no. of persons vaccinated			
	Sinopharm	AstraZeneca	Pfizer	Booster Doses J&J
Erongo	2 081	999	3 422	763
Hardap	3 041	850	1 194	1 172
Kharas	1 379	352	465	217
Kavango East	1 107	471	604	913
Kavango West	1 132	505	672	813
Khomas	3 430	1 598	6 411	1 218
Kunene	2 179	753	740	1 056
Ohangwena	823	292	60	177
Omaheke	2 970	1 509	960	69
Omusati	1 847	802	616	271
Oshana	1 993	544	705	526
Oshikoto	1 423	406	298	189
Otjozondjupa	2 323	1 071	1 210	654
Zambezi	742	142	133	346
Total	26 470	10 294	17 490	8 384

Table 5: Summary of COVID-19 vaccine doses administered, 20 May 2022

Region	Cumulative no. of persons vaccinated with doses of Sinopharm, AstraZeneca, Sputnik V, Pfizer and Jassen & Johnson		Targeted Population	Vaccination Coverage (%)	Cumulative no. of Healthcare Workers vaccinated with doses of Sinopharm, AstraZeneca, Sputnik V, Pfizer and Jassen & Johnson	
	1 st dose	Fully vaccinated			1 st doses	Fully vaccinated
Erongo	42 959	38 398	161 966	24%	1 449	1 112
Hardap	29 574	25 305	69 121	37%	550	454
Kharas	23 910	20 301	69 786	29%	820	497
Kavango East	42 390	31 867	105 223	30%	1 286	1 033
Kavango West	31 822	25 426	57 210	44%	441	398
Khomas	103 555	91 349	362 620	25%	4 096	3 079
Kunene	29 059	23 770	72 991	32%	695	541
Ohangwena	33 191	27 005	174 546	15%	890	718
Omaheke	23 570	21 222	53 002	40%	428	340
Omusati	28 671	25 322	179 370	14%	1 024	804
Oshana	24 964	22 203	143 395	15%	1 650	1 356
Oshikoto	26 024	22 737	144 912	16%	894	782
Otjozondjupa	35 832	31 807	112 119	28%	926	681
Zambezi	10 136	9 236	73 010	13%	711	668
Total	485 657	415 948	1 779 271	23%	15 860	124 63

PUBLIC HEALTH ACTION (S)

- The COVID-19 vaccination programme is ongoing throughout the country.
- The public is encouraged to continue adhering to COVID-19 preventative measures as the situation is being observed.
- The government and development partners continue to prioritize the continuation of essential health services.

CHALLENGES

Slow vaccine uptake among members of the public, and circulation of anti-vaccination information.

RECOMMENDATIONS

Encourage the public to get vaccinated and strengthen community health awareness to counteract anti-vaccination information in circulation.

APPROVED



INCIDENT MANAGER
20 MAY 2022



SECRETARIAT

For enquiries, please contact
Namibia Public Health Emergency Operations Centre;



PHEOC@mhss.gov.na



0800 100 100



0851 100 100