



**NAMIBIA COVID-19 SITUATION REPORT NO. 737**

Outbreak Name	COVID-19 outbreak	Country affected	Namibia
Date & Time	26.03 2022 17h00	Investigation start Date	13 March 2020
Prepared by	Surveillance Team		

**HIGHLIGHTS/SITUATION UPDATE (26/03/2022)**

**CUMULATIVE**

Tested 981 047

Confirmed 157 611

Active 167

Recovered 155 507

Vaccinated

1<sup>st</sup> doses 452 854 2<sup>nd</sup> doses 256 104 3<sup>rd</sup> doses 38 065

Deaths 4 019

**TOTAL TODAY**

Tested 619

Confirmed 7

Active 167

Recovered 24

Vaccinated

1<sup>st</sup> doses 223 2<sup>nd</sup> doses 88 3<sup>rd</sup> doses 329

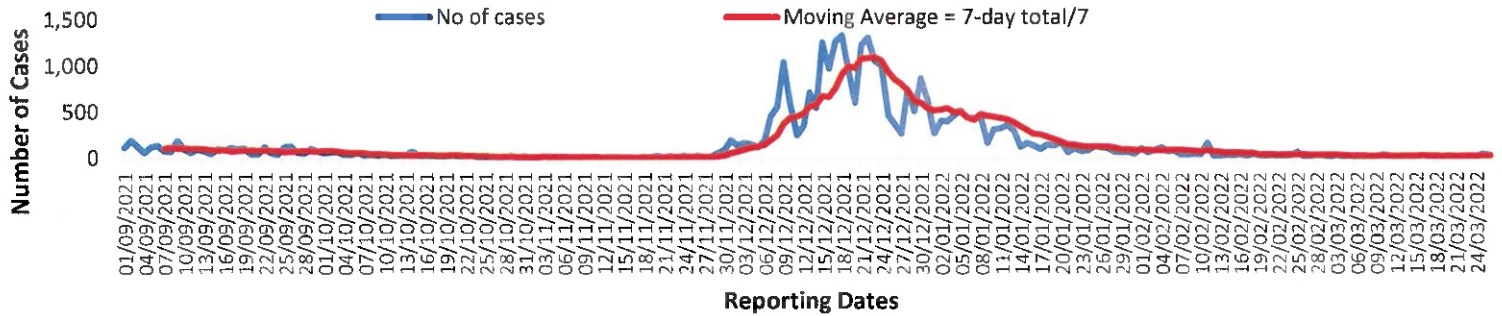
Deaths 1

- A total of 157 611 cases have been recorded to-date, representing 6% of the total population (2 550 226).
- More female cases 83 598 (53%) have been recorded.
- Of the total confirmed cases, 5 327 (3%) are Health Workers, with no new confirmation today.
  - 4 511 (85%) State; 808 (15%) Private, 8 (0.2%) Non-Governmental Organizations.
  - 5 323(100%) recoveries and 25 (0.5%) deaths.
- The recovery rate now stands at 99%.
- Khomas and Erongo regions reported the highest number of cases with 51 106 (32%) and 22 697 (14%) respectively.
- Of the total fatalities 3 689 (92%) are COVID-19 deaths while 330 (8%) are COVID-19 related deaths.
- The case fatality rate now stands at 2.5%.

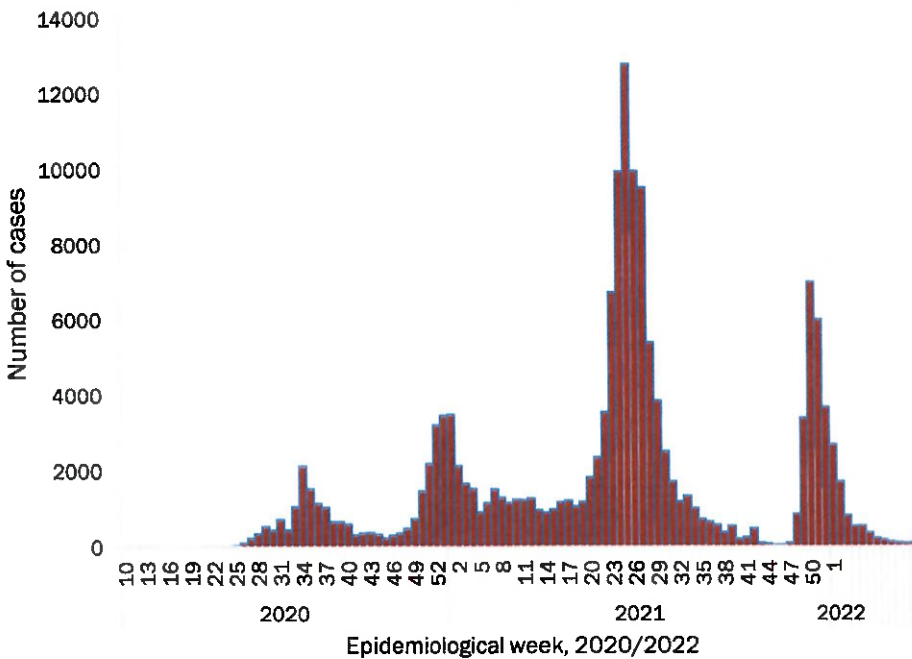
**Table 1: Distribution of confirmed COVID-19 cases by region, 26 March 2022**

Region	New cases	New re-infections	Cummulative re-infections	Cummulative New cases	Active cases	Recoveries	Cumulative Deaths	Cumulative deaths with co-morbidities	Non-COVID deaths	Health Workers
Erongo	1	0	360	22 697	18	22 608	426	353	5	493
Hardap	0	0	67	8 390	2	8 190	265	168	0	160
Karas	0	0	187	9 948	4	9 970	161	138	0	295
Kavango East	0	0	50	6 362	12	6 170	228	132	2	286
Kavango West	0	0	4	842	0	823	23	21	0	48
Khomas	1	0	896	51 106	55	51 045	901	705	1	1 819
Kunene	0	0	53	4 999	1	4 897	154	108	0	151
Ohangwena	1	0	42	6 062	18	5 880	204	124	2	221
Omaheke	1	0	60	5 191	4	4 955	291	205	1	143
Omusati	0	0	42	7 590	2	7 287	343	211	0	266
Oshana	0	0	92	10 636	25	10 307	395	244	1	607
Oshikoto	2	0	58	7 978	5	7 819	209	160	2	366
Otjozondjupa	1	0	163	12 238	13	12 103	284	194	1	344
Zambezi	0	0	23	3 572	8	3 453	135	77	0	128
<b>Total</b>	<b>7</b>	<b>0</b>	<b>2 097</b>	<b>157 611</b>	<b>167</b>	<b>155 507</b>	<b>4 019</b>	<b>2 840</b>	<b>15</b>	<b>5 327</b>

## EPIDEMIOLOGICAL SITUATION IN NAMIBA



**Figure 2: The 7 days moving average line chart for confirmed COVID-19 cases, 26 March 2022**



- The highest peak of **12 787 (8%)** cases was recorded during week 25 of 2021 (Figure 3).
- The country has started seeing a gradual reduction in the average number of confirmed cases from 1424 to 29 from epi-week 26 to 40 of 2021.
- Another peak of **7005** cases was recorded in week 50 of 2021
- The number of cases have decreased in the last seven weeks as seen in the graph.

- The National Call Center continues operations for 24 hours daily.
- Today (26/03/2022), **264** calls were answered.

**Figure 3: Epi-curve for confirmed COVID-19 cases, 26 March 2022**

**Table 4: Number of people in quarantine 26 March 2022**

Region	Newly quarantined 24 hours	Cumulative number	Number discharged	Number in quarantine now
Erongo	0	7 331	7 295	36
Hardap	0	3 263	3 263	0
Kavango (East and West)	0	1 686	1 673	13
Khomas	0	3 767	3 767	0
Kharas	0	10 000	10 000	0
Kunene	0	6 493	6 493	0
Ohangwena	0	924	924	0
Omaheke	0	19 973	19 973	0
Omusati	0	39 99	3 997	2
Oshana	0	400	400	0
Oshikoto	14	27 906	27 883	23
Otjozondjupa	0	1 932	1 932	0
Zambezi	0	2 184	2 148	36
<b>Total</b>	<b>14</b>	<b>89 858</b>	<b>89 748</b>	<b>110</b>

- Since March 2020, **89 858** people have been placed into quarantine around the country.
- A total of **110** people are currently in quarantine, with no new admissions.



**Table 3: COVID-19 specimen recorded at the Laboratories  
26 March 2022**

VARIABLES	TOTAL
Total samples received by the Laboratory	981 034
Total samples tested	962 677
Total samples re-tested	18 240
Total positive results	157 611
Total negative results	804 983
Total samples discarded	117
Invalid results	0
Total pending results	0
Indeterminant/Inconclusive	83
Suspected cases in 24 hours (excluding re-tests)	618

➤ The laboratory testing capacity has been enhanced; with a total of twenty-three (23) laboratories carrying out the testing of samples: NIP, Path-Care, UNAM Molecular, Central Veterinary Laboratory, Namib Poultry, NAMDEB, NamPath, Namibia Central Pathology, DiagnoLab, High Care, Alpha Medical Laboratory, Des-Jo Medical Test Centre, ProQuest Diagnostic Laboratory, MAXI, Medlink Laboratory Services, Biotech Medical, Covisure, Star Care, Soweto Medical Center, Hosea Kutako International Airport & Oshana Med Laboratory .

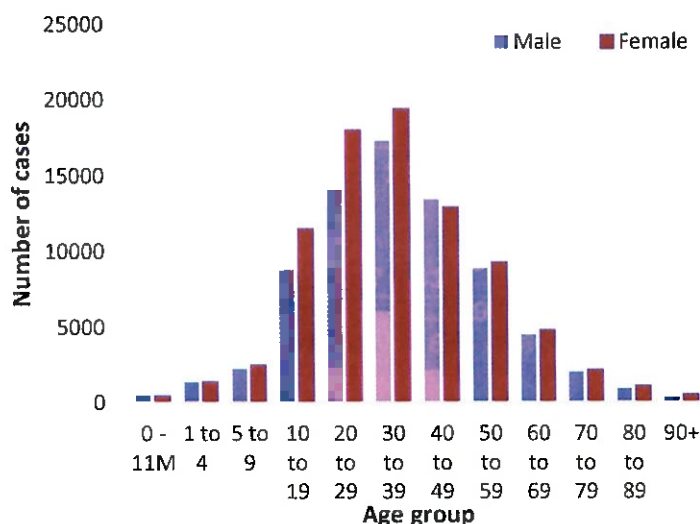
➤ To date, 981 047 tests (including 18 240 re-tests) have been conducted by authorized laboratories.

➤ Since the beginning of the outbreak, 168 795 contacts of confirmed cases have been identified, 1 new contacts were identified within the last 24 hours from 6 regions.

➤ Cumulatively, 167 141 contacts have completed their monitoring period, while 299 contacts are lost to follow-up and a total of 28 625 (18%) contacts of confirmed cases have tested positive.

➤ Today, 63 (100%) out of 63 active contacts were monitored.

- Of the total confirmed cases, 94 891 (60%) are in the 20-49 years age-brackets which constitutes the majority of the recorded cases.
- A total of 24 939 (16%) of the confirmed cases are among the 5-19 years category.
- A total of 18 160 (12%) of the confirmed cases are among the 50 - 59 years group.
- The under 5 years age group make up 3 493 (2%) of the total cases whereas, 16 128 (10%) are above 60 years of age.



**Figure 1: Age and Sex distribution of COVID-19 confirmed cases, 26 March 2022**

**Table 2: The current distribution for hospitalization of confirmed cases by region, 26 March 2022**

Region	Hospitalized confirmed cases		Vaccinated		Intensive Care Unit		Vaccinated	
	Current	Previous	1 <sup>st</sup> dose	2 <sup>nd</sup> dose	Current	Previous	1 <sup>st</sup> dose	2 <sup>nd</sup> dose
Erongo	1	1	0	0	0	0	0	0
Hardap	1	1	0	0	0	0	0	0
Kharas	0	0	0	0	0	0	0	0
Kavango East	0	0	0	0	0	0	0	0
Kavango West	0	0	0	0	0	0	0	0
Khomas	3	3	0	1	1	1	0	0
Kunene	0	0	0	0	0	0	0	0
Ohangwena	0	0	0	0	0	0	0	0
Omaheke	0	0	0	0	0	0	0	0
Omusati	0	0	0	0	0	0	0	0
Oshana	1	1	0	0	0	0	0	0
Oshikoto	0	0	0	0	0	0	0	0
Otjozondjupa	0	0	0	0	0	0	0	0
Zambezi	0	0	0	0	0	0	0	0
<b>Total</b>	<b>6</b>	<b>6</b>	<b>0</b>	<b>1</b>	<b>1</b>	<b>1</b>	<b>0</b>	<b>0</b>

**Table 6: Summary of COVID-19 vaccine 3<sup>rd</sup> doses administered, 26 March 2022**

Region	Cumulative no. of persons vaccinated			
	Sinopharm	AstraZeneca	Pfizer	Booster Doses J&J
Erongo	1 673	645	2 919	363
Hardap	2 199	451	992	274
Kharas	889	191	340	97
Kavango East	566	200	276	491
Kavango West	631	247	394	334
Khomas	2 632	939	5 398	660
Kunene	1 756	453	676	654
Ohangwena	283	82	22	59
Omaheke	444	166	153	61
Omusati	923	330	492	76
Oshana	1 264	233	609	202
Oshikoto	895	178	224	64
Otjozondjupa	1 685	546	948	8
Zambezi	463	59	105	151
<b>Total</b>	<b>16 303</b>	<b>4 720</b>	<b>13 548</b>	<b>3 494</b>

**Table 5: Summary of COVID-19 vaccine doses administered, 26 March 2022**

Region	Cumulative no. of persons vaccinated with doses of Sinopharm, AstraZeneca, Sputnik V, Pfizer and Jassen & Johnson		Targeted Population	Vaccination Coverage (%)	Cumulative no. of Healthcare Workers vaccinated with doses of Sinopharm, AstraZeneca, Sputnik V, Pfizer and Jassen & Johnson	
	1 <sup>st</sup> doses	Fully vaccinated			1 <sup>st</sup> doses	Fully vaccinated
Erongo	41 895	37 281	161 966	23%	1 432	1 095
Hardap	27 740	24 064	69 121	35%	541	447
Kharas	23 007	19 472	69 786	28%	815	491
Kavango East	38 736	28 310	105 223	27%	1 264	1 011
Kavango West	28 520	21 531	57 210	38%	434	388
Khomas	101 082	88 830	362 620	24%	4 065	3055
Kunene	27 228	22 501	72 991	30%	678	526
Ohangwena	28 329	24 410	174 546	14%	855	684
Omaheke	19 826	15 474	53 002	29%	382	272
Omusati	27 726	24 514	179 370	14%	1 000	790
Oshana	23 630	21 069	143 395	15%	1 612	1 331
Oshikoto	22 825	20 606	144 912	14%	881	770
Otjozondjupa	33 818	30 156	112 119	27%	911	666
Zambezi	8 492	7 803	73 010	11%	662	614
<b>Total</b>	<b>452 854</b>	<b>386 021</b>	<b>1 779 271</b>	<b>22%</b>	<b>15 532</b>	<b>12 140</b>

**PUBLIC HEALTH ACTION (S)**

- The COVID-19 vaccination programme is ongoing throughout the country.
- Public Health measures continue to be enforced as the situation is closely monitored.
- The government and development partners continue to prioritize the continuation of essential health services.


**CHALLENGES**

Slow vaccine uptake among members of the public, and circulation of anti-vaccination information.


**RECOMMENDATIONS**

Encourage the public to get vaccinated and strengthen community health awareness to counteract anti-vaccination information in circulation.

APPROVED



INCIDENT MANAGER  
26 MARCH 2022



SECRETARIAT

For enquiries, please contact  
**Namibia Public Health Emergency Operations Centre;**  
 [PHEOC@mhss.gov.na](mailto:PHEOC@mhss.gov.na)  
 0800 100 100  
 0851 100 100 Operations Centre