



NAMIBIA COVID-19 SITUATION REPORT NO. 739

Outbreak Name	COVID-19 outbreak	Country affected	Namibia
Date & Time	28.03 2022 17h00	Investigation start Date	13 March 2020
Prepared by	Surveillance Team		

HIGHLIGHTS/SITUATION UPDATE (28/03/2022)

CUMULATIVE

Tested 982 245

Confirmed 157 622

Active 164

Recovered 155 522

Vaccinated

1st doses 453 191 2nd doses 256 412 3rd doses 38 327

Deaths 4 019

TOTAL TODAY

Tested 771

Confirmed 7

Active 164

Recovered 15

Vaccinated

1st doses 337 2nd doses 308 3rd doses 262

Deaths 0

- A total of **157 622** cases have been recorded to-date, representing **6%** of the total population (**2 550 226**).
- More female cases **83 603 (53%)** have been recorded.
- Of the total confirmed cases, **5 327 (3%)** are Health Workers, with no new confirmation today.
 - **4 511 (85%)** State; **808 (15%)** Private, **8 (0.2%)** Non-Governmental Organizations.
 - **5 323 (100%)** recoveries and **25 (0.5%)** deaths.
- The recovery rate now stands at **99%**.
- Khomas and Erongo regions reported the highest number of cases with **51 110 (32%)** and **22 700 (14%)** respectively.
- Of the total fatalities **3 689 (92%)** are COVID-19 deaths while **330 (8%)** are COVID-19 related deaths.
- The case fatality rate now stands at **2.5%**.

Table 1: Distribution of confirmed COVID-19 cases by region, 28 March 2022

Region	New cases	New re-infections	Cummulative re-infections	Cummulative New cases	Active cases	Recoveries	Cumulative Deaths	Cumulative deaths with co-morbidities	Non-COVID deaths	Health Workers
Erongo	1	0	360	22 700	21	22 608	426	353	5	493
Hardap	1	0	67	8 391	2	8 191	265	168	0	160
Kharas	1	0	187	9 949	5	9 970	161	138	0	295
Kavango East	0	0	50	6 362	3	6 179	228	132	2	286
Kavango West	0	0	4	842	0	823	23	21	0	48
Khomas	2	0	897	51 110	60	51 045	901	705	1	1 819
Kunene	0	0	53	4 999	1	4 897	154	108	0	151
Ohangwena	0	0	42	6 062	18	5 880	204	124	2	221
Omaheke	2	0	60	5 193	6	4 955	291	205	1	143
Omusati	0	0	42	7 590	1	7 288	343	211	0	266
Oshana	0	0	92	10 636	25	10 307	395	244	1	607
Oshikoto	0	0	58	7 978	5	7 819	209	160	2	366
Otjozondjupa	0	0	163	12 238	9	12 107	284	194	1	344
Zambezi	0	0	23	3 572	8	3 453	135	77	0	128
Total	7	0	2 098	157 622	164	155 522	4 019	2 840	15	5 327

EPIDEMIOLOGICAL SITUATION IN NAMIBA

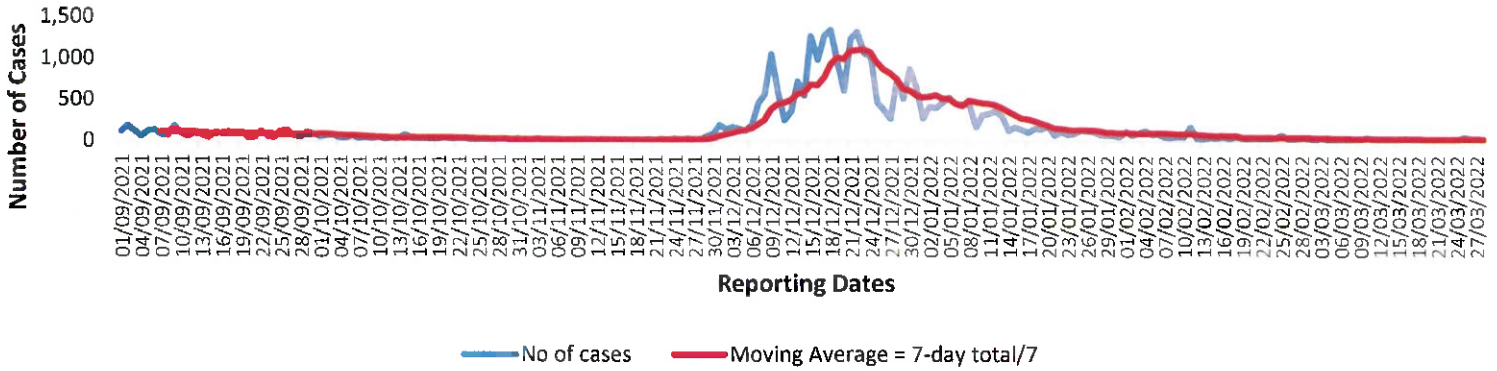


Figure 2: The 7 days moving average line chart for confirmed COVID-19 cases, 28 March 2022

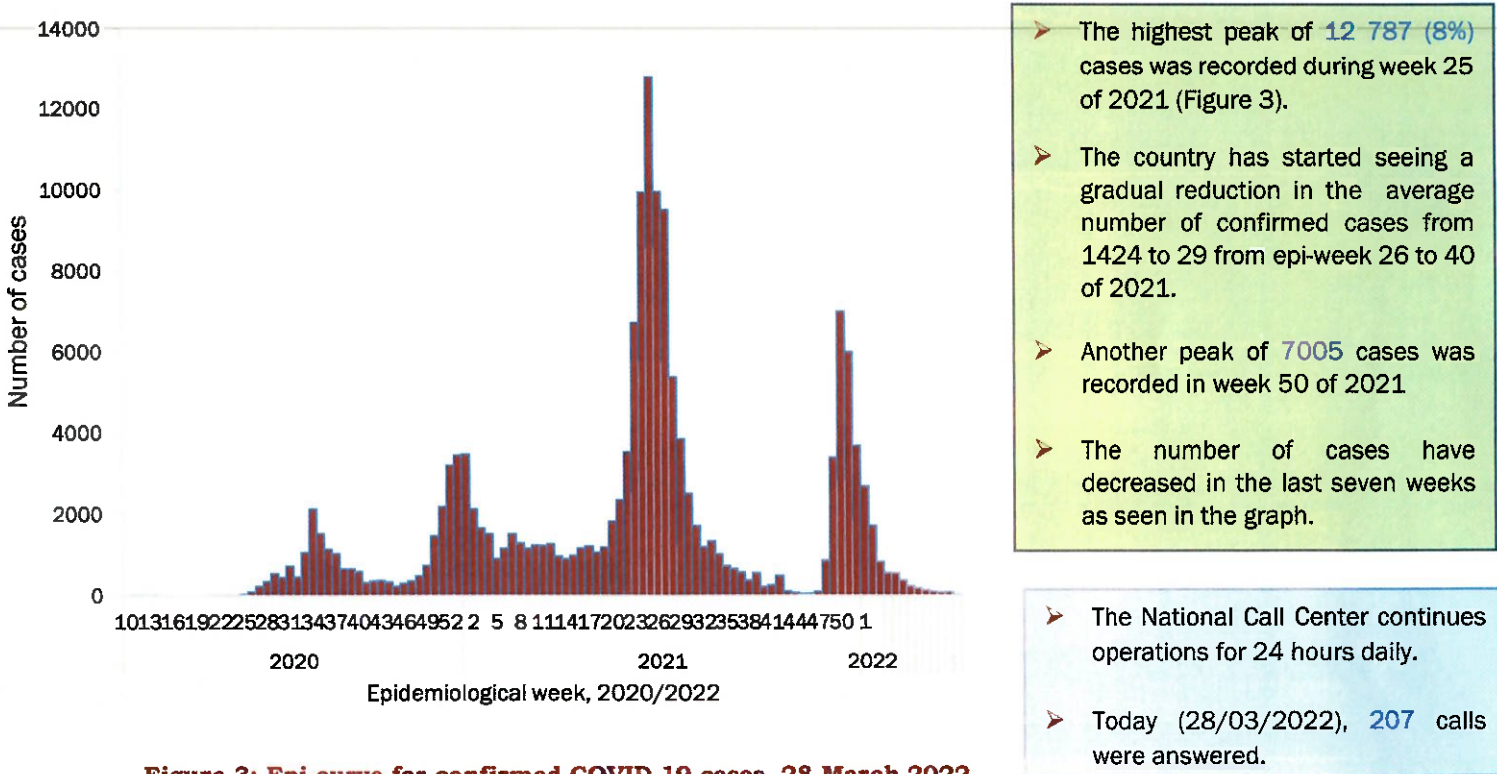


Figure 3: Epi-curve for confirmed COVID-19 cases, 28 March 2022

Table 4: Number of people in quarantine 28 March 2022

Region	Newly quarantined 24 hours	Cumulative number	Number discharged	Number in quarantine now
Erongo	0	7 331	7 295	36
Hardap	0	3 263	3 263	0
Kavango (East and West)	0	1 686	1 673	13
Khomas	0	3 767	3 767	0
Kharas	0	10 000	10 000	0
Kunene	0	6 493	6 493	0
Ohangwena	0	924	924	0
Omaheke	0	19 973	19 973	0
Omusati	6	4 005	3 997	8
Oshana	0	400	400	0
Oshikoto	0	27 920	27 883	37
Otjozondjupa	0	1 932	1 932	0
Zambezi	0	2 184	2 148	36
Total	6	89 878	89 748	130

- Since March 2020, **89 878** people have been placed into quarantine around the country.
- A total of **130** people are currently in quarantine, with **6** new admissions.

**Table 3: COVID-19 specimen recorded at the Laboratories
28 March 2022**

VARIABLES	TOTAL
Total samples received by the Laboratory	982 232
Total samples tested	963 872
Total samples re-tested	18 243
Total positive results	157 622
Total negative results	806 166
Total samples discarded	117
Invalid results	0
Total pending results	0
Indeterminant/Inconclusive	84
Suspected cases in 24 hours (excluding re-tests)	769

➤ The laboratory testing capacity has been enhanced; with a total of twenty-three (23) laboratories carrying out the testing of samples: NIP, Path-Care, UNAM Molecular, Central Veterinary Laboratory, Namib Poultry, NAMDEB, NamPath, Namibia Central Pathology, DiagnoLab, High Care, Alpha Medical Laboratory, Des-Jo Medical Test Centre, ProQuest Diagnostic Laboratory, MAXI, Medlink Laboratory Services, Biotech Medical, Covisure, Star Care, Soweto Medical Center, Hosea Kutako International Airport & Oshana Med Laboratory .

➤ To date, 982 245 tests (including 18 243 re-tests) have been conducted by authorized laboratories.

➤ Since the beginning of the outbreak, 168 804 contacts of confirmed cases have been identified, 9 new contacts were identified within the last 24 hours from 8 regions.

➤ Cumulatively, 167 142 contacts have completed their monitoring period, while 299 contacts are lost to follow-up and a total of 28 625 (18%) contacts of confirmed cases have tested positive.

➤ Today, 57 (88%) out of 65 active contacts were monitored.

- Of the total confirmed cases, 94 897 (60%) are in the 20-49 years age-brackets which constitutes the majority of the recorded cases.
- A total of 24 941 (16%) of the confirmed cases are among the 5-19 years category.
- A total of 18 162 (12%) of the confirmed cases are among the 50 - 59 years group.
- The under 5 years age group make up 3 493 (2%) of the total cases whereas, 16 129 (10%) are above 60 years of age.

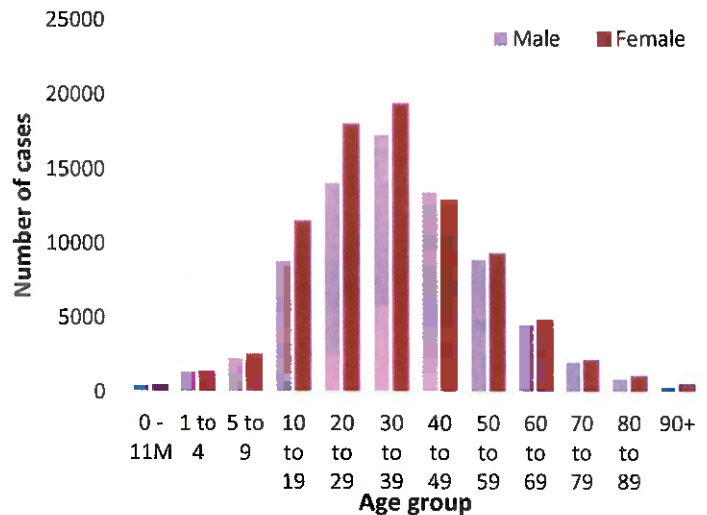


Figure 1: Age and Sex distribution of COVID-19 confirmed cases, 28 March 2022

Table 2: The current distribution for hospitalization of confirmed cases by region, 28 March 2022

Region	Hospitalized confirmed cases		Vaccinated		Intensive Care Unit		Vaccinated	
	Current	Previous	1 st dose	2 nd dose	Current	Previous	1 st dose	2 nd dose
Erongo	1	1	0	0	0	0	0	0
Hardap	1	1	0	0	0	0	0	0
ǀKaras	0	0	0	0	0	0	0	0
Kavango East	0	0	0	0	0	0	0	0
Kavango West	0	0	0	0	0	0	0	0
Komas	3	3	0	1	1	1	0	0
Kunene	0	0	0	0	0	0	0	0
Ohangwena	0	0	0	0	0	0	0	0
Omaheke	0	0	0	0	0	0	0	0
Omusati	0	0	0	0	0	0	0	0
Oshana	0	1	0	0	0	0	0	0
Oshikoto	0	0	0	0	0	0	0	0
Otjozondjupa	0	0	0	0	0	0	0	0
Zambezi	0	0	0	0	0	0	0	0
Total	5	6	0	1	1	1	0	0

Table 6: Summary of COVID-19 vaccine 3rd doses administered, 28 March 2022

Region	Cumulative no. of persons vaccinated			
	Sinopharm	AstraZeneca	Pfizer	Booster Doses J&J
Erongo	1 700	663	2 955	363
Hardap	2 199	451	992	274
Kharas	901	193	340	97
Kavango East	585	215	296	491
Kavango West	631	247	394	334
Khomas	2 654	954	5 426	660
Kunene	1 763	458	677	654
Ohangwena	283	82	22	59
Omaheke	445	173	157	61
Omusati	931	337	494	76
Oshana	1 264	233	609	202
Oshikoto	895	178	224	64
Otjozondjupa	1 688	549	948	8
Zambezi	463	59	105	151
Total	16 402	4 792	13 639	3 494

Table 5: Summary of COVID-19 vaccine doses administered, 28 March 2022

Region	Cumulative no. of persons vaccinated with doses of Sinopharm, AstraZeneca, Sputnik V, Pfizer and Jassen & Johnson		Targeted Population	Vaccination Coverage (%)	Cumulative no. of Healthcare Workers vaccinated with doses of Sinopharm, AstraZeneca, Sputnik V, Pfizer and Jassen & Johnson	
	1 st doses	Fully vaccinated			1 st doses	Fully vaccinated
Erongo	41 924	37 323	161 966	23%	1 432	1 095
Hardap	27 740	24 064	69 121	35%	541	447
Kharas	23 027	19 495	69 786	28%	815	491
Kavango East	38 963	28 644	105 223	27%	1 264	1 011
Kavango West	28 520	21 531	57 210	38%	434	388
Khomas	101 112	88 868	362 620	25%	4 065	3 055
Kunene	27 246	22 512	72 991	31%	678	526
Ohangwena	28 329	24 410	174 546	14%	855	684
Omaheke	19 829	15 478	53 002	29%	382	272
Omusati	27 736	24 523	179 370	14%	1 000	790
Oshana	23 630	21 069	143 395	15%	1 612	1 331
Oshikoto	22 825	20 606	144 912	14%	881	770
Otjozondjupa	33 818	30 157	112 119	27%	911	666
Zambezi	8 492	7 803	73 010	11%	662	614
Total	453 191	386 483	1 779 271	22%	15 532	12 140

PUBLIC HEALTH ACTION (S)

- The COVID-19 vaccination programme is ongoing throughout the country.
- Public Health measures continue to be enforced as the situation is closely monitored.
- The government and development partners continue to prioritize the continuation of essential health services.

CHALLENGES

Slow vaccine uptake among members of the public, and circulation of anti-vaccination information.


RECOMMENDATIONS

Encourage the public to get vaccinated and strengthen community health awareness to counteract anti-vaccination information in circulation.




APPROVED



INCIDENT MANAGER
28 MARCH 2022



SECRETARIAT

For enquiries, please contact
Namibia Public Health Emergency Operations Centre;
 PHEOC@mhss.gov.na
 0800 100 100
 0851 100 100