



NAMIBIA COVID-19 SITUATION REPORT NO. 743

Outbreak Name	COVID-19 outbreak	Country affected	Namibia
Date & Time	01.04 2022 17h00	Investigation start Date	13 March 2020
Prepared by	Surveillance Team		

HIGHLIGHTS/SITUATION UPDATE (01/04/2022)

CUMULATIVE

Tested 985 664

Confirmed 157 747

Active 178

Recovered 155 638

Vaccinated

1st doses 460 103 2nd doses 262 744 3rd doses 44 490

Deaths 4 019

TOTAL TODAY

Tested 1 125

Confirmed 84

Active 178

Recovered 62

Vaccinated

1st doses 414 2nd doses 189 3rd doses 349

Deaths 0

- A total of **157 747** cases have been recorded to-date, representing **6%** of the total population (**2 550 226**).
- More female cases **83 677 (53%)** have been recorded.
- Of the total confirmed cases, **5 332 (3%)** are Health Workers, with one new confirmation today.
 - **4 513 (85%)** State; **811 (15%)** Private, **8 (0.2%)** Non-Governmental Organizations.
 - **5 323 (100%)** recoveries and **25 (0.5%)** deaths.
- The recovery rate now stands at **99%**.
- Khomas and Erongo regions reported the highest number of cases with **51 200 (32%)** and **22 714 (14%)** respectively.
- Of the total fatalities **3 689 (92%)** are COVID-19 deaths while **330 (8%)** are COVID-19 related deaths.
- The case fatality rate now stands at **2.5%**.

Table 1: Distribution of confirmed COVID-19 cases by region, 01 April 2022

Region	New cases	New re-infections	Cummulative re-infections	Cummulative New cases	Active cases	Recoveries	Cumulative Deaths	Cumulative deaths with co-morbidities	Non-COVID deaths	Health Workers
Erongo	6	0	360	22 714	17	22 626	426	353	5	493
Hardap	0	0	67	8 391	0	8 193	265	168	0	160
Kharas	1	0	187	9 951	5	9 972	161	138	0	295
Kavango East	0	0	50	6 362	0	6 182	228	132	2	286
Kavango West	0	0	4	842	0	823	23	21	0	48
Khomas	68	2	900	51 200	96	51 102	901	705	1	1 820
Kunene	0	0	53	4 999	0	4 898	154	108	0	151
Ohangwena	3	0	42	6 072	12	5 896	204	124	2	221
Omaheke	1	1	61	5 194	5	4 958	291	205	1	143
Omusati	0	0	42	7 590	0	7 289	343	211	0	266
Oshana	0	0	92	10 636	25	10 307	395	244	1	607
Oshikoto	2	0	58	7 980	4	7 822	209	160	2	367
Otjozondjupa	0	0	163	12 238	4	12 112	284	194	1	344
Zambezi	3	0	24	3 578	10	3 458	135	77	0	128
Total	84	3	2 103	157 747	178	155 638	4 019	2 840	15	5 332

EPIDEMIOLOGICAL SITUATION IN NAMIBA

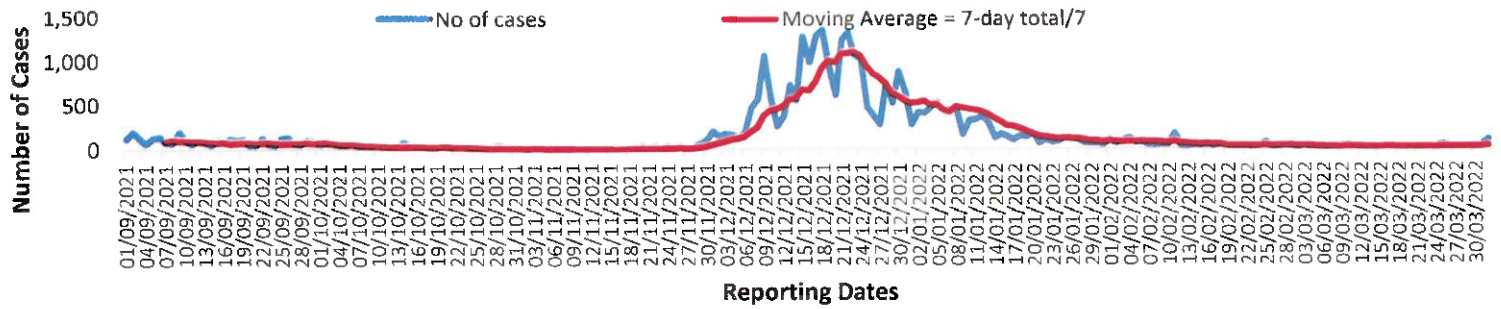


Figure 2: The 7 days moving average line chart for confirmed COVID-19 cases, 01 April 2022

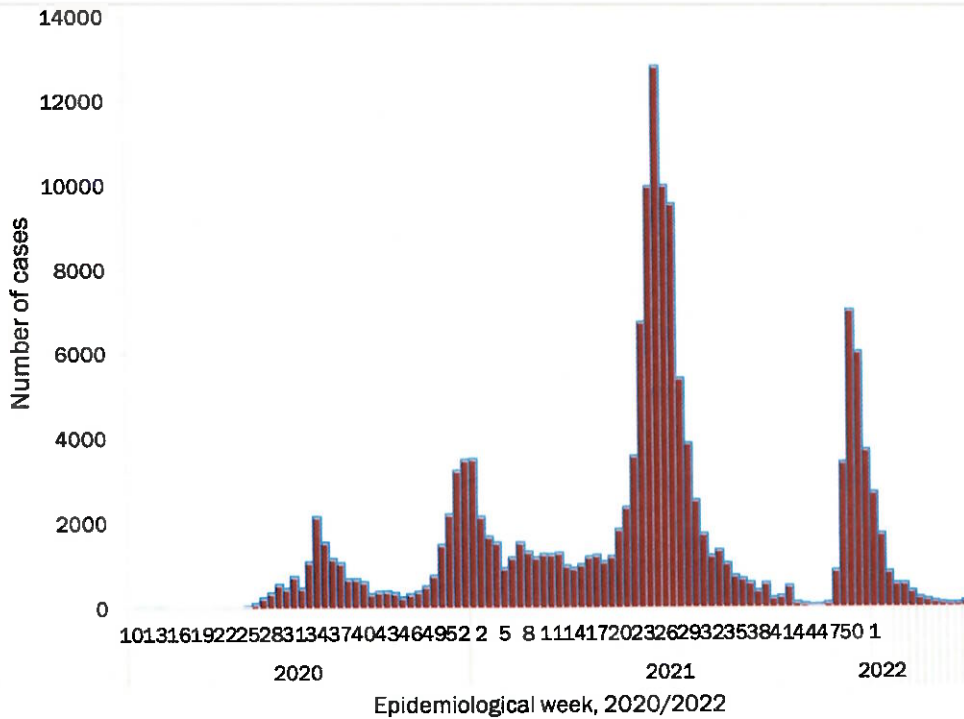


Figure 3: Epi-curve for confirmed COVID-19 case, 01 April 2022

- The highest peak of **12 787 (8%)** cases was recorded during week 25 of 2021 (Figure 3).
- The country has started seeing a gradual reduction in the average number of confirmed cases from 1424 to 29 from epi-week 26 to 40 of 2021.
- Another peak of **7005** cases was recorded in week 50 of 2021
- The number of cases have decreased in the last seven weeks as seen in the graph.

- The National Call Center continues operations for 24 hours daily.
- Today (01/04/2022), **201** calls were answered.

Table 4: Number of people in quarantine 01 April 2022

Region	Newly quarantined 24 hours	Cumulative number	Number discharged	Number in quarantine now
Erongo	0	7 333	7 295	38
Hardap	0	3 263	3 263	0
Kavango (East and West)	0	1 686	1 673	13
Khomas	0	3 767	3 767	0
Kharas	0	10 000	10 000	0
Kunene	0	6 493	6 493	0
Ohangwena	0	924	924	0
Omaheke	0	19 973	19 973	0
Omusati	0	4 006	4 000	6
Oshana	0	400	400	0
Oshikoto	0	27 940	27 915	25
Otjozondjupa	0	1 932	1 932	0
Zambezi	0	2 184	2 148	36
Total	0	89 901	89 783	118

- Since March 2020, **89 901** people have been placed into quarantine around the country.
- A total of **118** people are currently in quarantine, with no new admissions.

Table 6: Summary of COVID-19 vaccine 3rd doses administered, 01 April 2022

Region	Cumulative no. of persons vaccinated			
	Sinopharm	AstraZeneca	Pfizer	Booster Doses J&J
Erongo	1 742	708	3 021	416
Hardap	2 277	493	1 001	395
Kharas	944	216	354	111
Kavango East	638	251	318	574
Kavango West	688	262	419	391
Khomas	2 740	1 020	5 512	718
Kunene	1 819	497	683	701
Ohangwena	414	128	26	63
Omaheke	2 651	1 292	904	61
Omusati	1 030	399	509	89
Oshana	1 318	269	612	221
Oshikoto	940	222	228	78
Otjondjupa	1 730	601	975	8
Zambezi	482	68	109	154
Total	19 413	6 426	14 671	3 980

Table 5: Summary of COVID-19 vaccine doses administered, 01 April 2022

Region	Cumulative no. of persons vaccinated with doses of Sinopharm, AstraZeneca, Sputnik V, Pfizer and Jassen & Johnson		Targeted Population	Vaccination Coverage (%)	Cumulative no. of Healthcare Workers vaccinated with doses of Sinopharm, AstraZeneca, Sputnik V, Pfizer and Jassen & Johnson	
	1 st doses	Fully vaccinated			1 st doses	Fully vaccinated
Erongo	42 019	37 462	161 966	23%	1 432	1 095
Hardap	27 921	24 212	69 121	35%	541	447
Kharas	23 085	19 562	69 786	28%	815	491
Kavango East	39 822	29 455	105 223	28%	1 264	1 011
Kavango West	28 863	21 957	57 210	38%	434	388
Khomas	101 376	89 139	362 620	25%	4 065	3 055
Kunene	27 358	22 627	72 991	31%	678	526
Ohangwena	29 732	24 797	174 546	14%	856	686
Omaheke	23 022	20 781	53 002	39%	382	272
Omusati	27 817	24 585	179 370	14%	1 000	790
Oshana	23 665	21 124	143 395	15%	1 617	1 337
Oshikoto	22 900	20 647	144 912	14%	881	770
Otjondjupa	33 936	30 280	112 119	27%	911	666
Zambezi	8 587	7 891	73 010	11%	662	614
Total	460 103	394 519	1 779 271	22%	15 538	12 148

PUBLIC HEALTH ACTION (S)

- The COVID-19 vaccination programme is ongoing throughout the country.
- Public Health measures continue to be enforced as the situation is closely monitored.
- The government and development partners continue to prioritize the continuation of essential health services.


CHALLENGES

Slow vaccine uptake among members of the public, and circulation of anti-vaccination information.

RECOMMENDATIONS

Encourage the public to get vaccinated and strengthen community health awareness to counteract anti-vaccination information in circulation.

APPROVED



INCIDENT MANAGER
01 APRIL 2022



SECRETARIAT

For enquiries, please contact
Namibia Public Health Emergency Operations Centre;

 PHEOC@mhss.gov.na

 0800 100 100

 0851 100 100