



South Sudan Ministry of Health

Integrated Disease surveillance
and response (IDSR)



World Health
Organization
South Sudan

Epidemiological Bulletin Week 07, 2022 (February 14- February 20)



- In week 7, 2022 IDSR reporting timeliness was at 83% and completeness was at **92%** while timeliness was at 88% and completeness was **96%** for EWARN sites
- Hepatitis E virus cases continue to be reported in Bentiu IDP settlement with, **2,096** cases and 14 deaths (CFR **0.66%**) reported since week 1, 2019
- Confirmed measles outbreak in Torit county, Eastern Equatoria state
- Confirmed measles & Rubella outbreaks in Doro Refugee camp, Maban county, Upper Nile state
- Of the **132** alerts in week 7, 2022; malaria (16), AWD (17), ARI (10), measles (5) and ABD (20) were the most frequent alerts
- This week, **39** new COVID-19 cases were confirmed, making total of **16,936** confirmed cases and **137** deaths (CFR of **0.81%**) in South Sudan
- Alerts of VHF, Yellow Fever, meningitis and yellow fever reported and are being investigated respectively in Ibba, Gangura, Aweil Center and Ikotos counties.

SURVEILLANCE PERFORMANCE



For the Integrated Disease Surveillance (IDSR) network and Early warning alert and response network (EWARN)



IDSR timeliness performance at State level for week 7 of 2022 & 6 of 2022

Timeliness States Ranking	States	Number of reporting sites	No. of HF's Reported on Time in WK 07	Timeliness Percentage of WK 07	No. of HF's Reported on Time in WK 06	Timeliness Percentage of WK 06
1st	WES	217	216	100%	196	90%
2nd	WBGZ	77	70	91%	57	74%
3rd	NBGZ	114	99	87%	101	89%
4th	EES	141	122	87%	106	75%
5th	Warrap	123	106	86%	111	90%
6th	Jonglei	111	95	86%	83	75%
7th	Lakes	113	89	79%	89	79%
8th	Upper Nile	102	72	71%	86	84%
9th	Unity	99	69	70%	84	85%
10th	CES	114	73	64%	73	64%
	South Sudan	1211	1011	83%	986	81%

KEY

	<60%	Poor
	61%-79%	Fair
	80%-99%	Good
	100%	Excellent

The timeliness of IDSR reporting (supported by EWARS mobile) at health facility level in week 7, 2021 was 83% and in week 6, 2021 was 81%. 6 states were above the target of 80%

Reporting challenges: Insecurity, internet access and new partners



IDSR completeness performance at State level for week 7 of 2022 & 6 of 2022

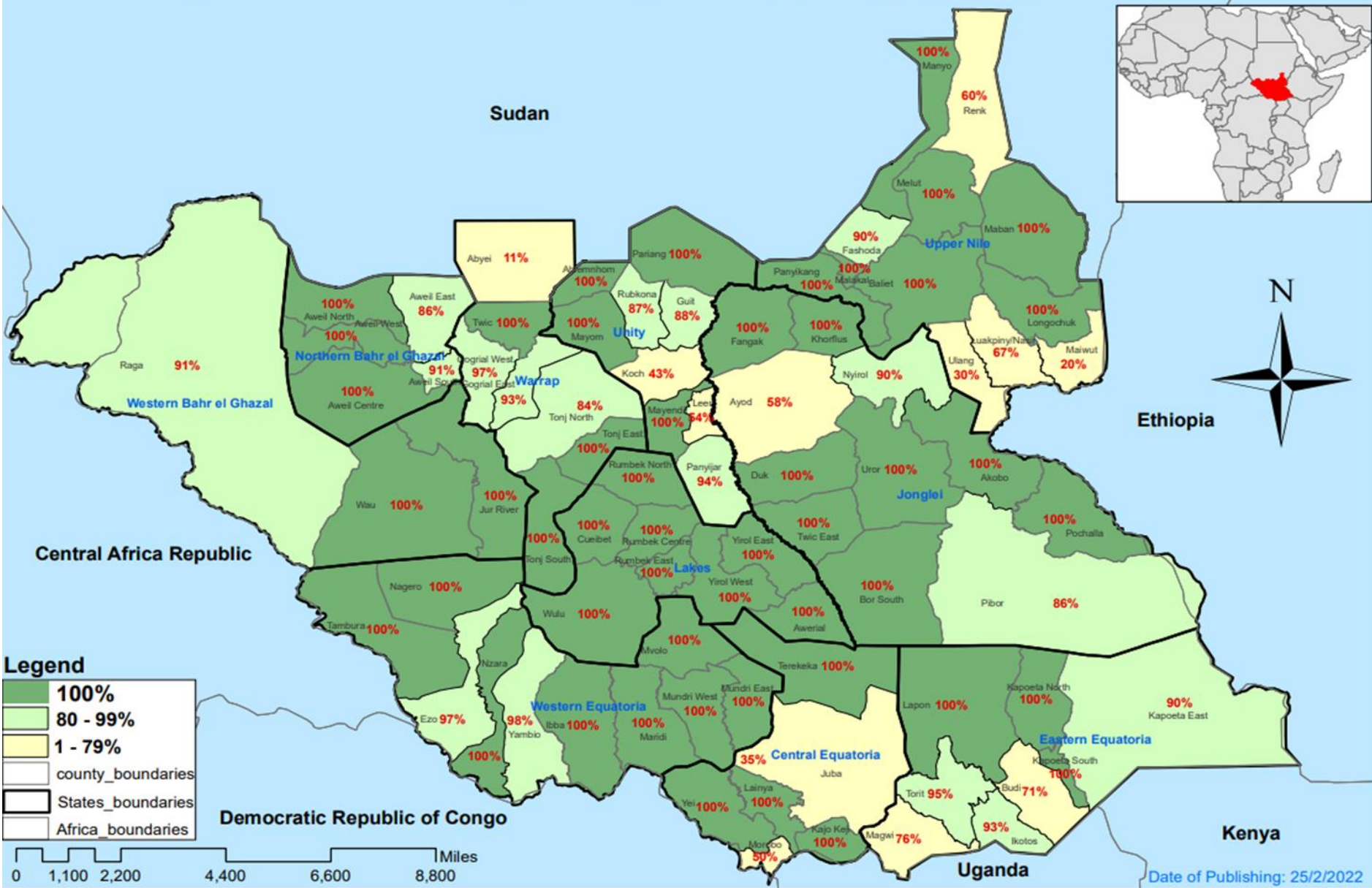
Completeness States Ranking	States	Number of reporting sites	No. of HFs Reported regardless of time in WK 07	Completeness Percentage of WK 07	No. of HFs Reported regardless of time in WK 06	Completeness Percentage of WK 06
1st	Lakes	113	113	100%	113	100%
2nd	WES	217	216	100%	216	100%
3rd	WBGZ	77	76	99%	74	96%
4th	NBGZ	114	110	96%	107	94%
5th	Jonglei	111	102	92%	93	84%
6th	Warrap	123	112	91%	115	93%
7th	EES	141	128	91%	123	87%
8th	Unity	99	87	88%	91	92%
9th	Upper Nile	102	85	83%	88	86%
10th	CES	114	81	71%	74	65%
	South Sudan	1211	1110	92%	1094	90%

KEY

	<60%	Poor
	61%-79%	Fair
	80%-99%	Good
	100%	Excellent

The completeness of IDSR reporting (supported by EWARS mobile) at health facility level was **92%** in week 7, 2022 and **90%** in 6, 2022. 9 states were above the target of 80%

Map of South Sudan Showing the Completeness (reporting) by County in week 7, 2022.



Date of Publishing: 25/2/2022

Disclaimer: The boundaries and names shown and the designations used on this map do not imply the expression of any opinion whatsoever on the part of the World Health Organization concerning the legal status of any country, territory, city or area or of its authorities, or concerning the delimitation of its frontiers or boundaries.



Surveillance: EWARS timeliness performance indicator by partner for week 7 of 2022 and 6 of 2022

Partner	HF's	Reporting	Performance		
PARTER	Number of reporting sites	# of reports received on Time in Week 07	Timeliness of Week 07	# of reports received on Time in Week 06	Timeliness of Week 06
UNH	2	2	100%	2	100%
World Relief	2	2	100%	2	100%
MC	2	2	100%	2	100%
UNIDOR	2	2	100%	2	100%
RHS	1	1	100%	1	100%
CIDO	1	1	100%	1	100%
IOM	10	10	100%	10	100%
TRI-SS	2	2	100%	2	100%
ADA	1	1	100%	1	100%
Islamic Relief	5	5	100%	5	100%
Medicair	4	4	100%	4	100%
SMC	6	6	100%	5	83%
Medair	2	2	100%	1	50%
HFO	2	2	100%	1	50%
IMC	24	23	96%	24	100%
MSF-H	4	3	75%	3	75%
MSF-E	6	4	67%	4	67%
HAA	4	2	50%	2	50%
IRC	2	0	0%	2	100%
SSHCO	1	0	0%	1	100%
CMD	1	0	0%	0	0%
TOTAL	84	74	88%	75	89%

Timeliness for EWARS partners supported sites was at 88% in week 7, 2022 and 89% in week 6, 2022

Surveillance: EWARS completeness performance indicator by partner for week 7 of 2022 and 6 of 2022



Partner	HF's	Reporting	Performance		
PARTER	Number of reporting sites	# of reports received regardless of Time in Week 07	Completeness of Week 07	# of reports received regardless of Time in Week 06	Completeness of Week 06
UNH	2	2	100%	2	100%
Medicair	4	4	100%	4	100%
IRC	2	2	100%	2	100%
World Relief	2	2	100%	2	100%
MC	2	2	100%	2	100%
UNIDOR	2	2	100%	2	100%
IOM	10	10	100%	10	100%
Islamic Relief	5	5	100%	5	100%
HFO	2	2	100%	2	100%
RHS	1	1	100%	1	100%
Medair	2	2	100%	2	100%
TRI-SS	2	2	100%	2	100%
ADA	1	1	100%	1	100%
CIDO	1	1	100%	1	100%
IMC	24	24	100%	24	100%
SMC	6	6	100%	5	83%
MSF-E	6	6	100%	4	67%
HAA	4	4	100%	2	50%
MSF-H	4	3	75%	4	100%
SSHCO	1	0	0%	1	100%
CMD	1	0	0%	0	0%
TOTAL	84	81	96%	78	93%

Completeness for EWARS partners supported sites was at **99%** in week 7, 2022 compared to **93%** at week 6, 2022

EVENT-BASED SURVEILLANCE

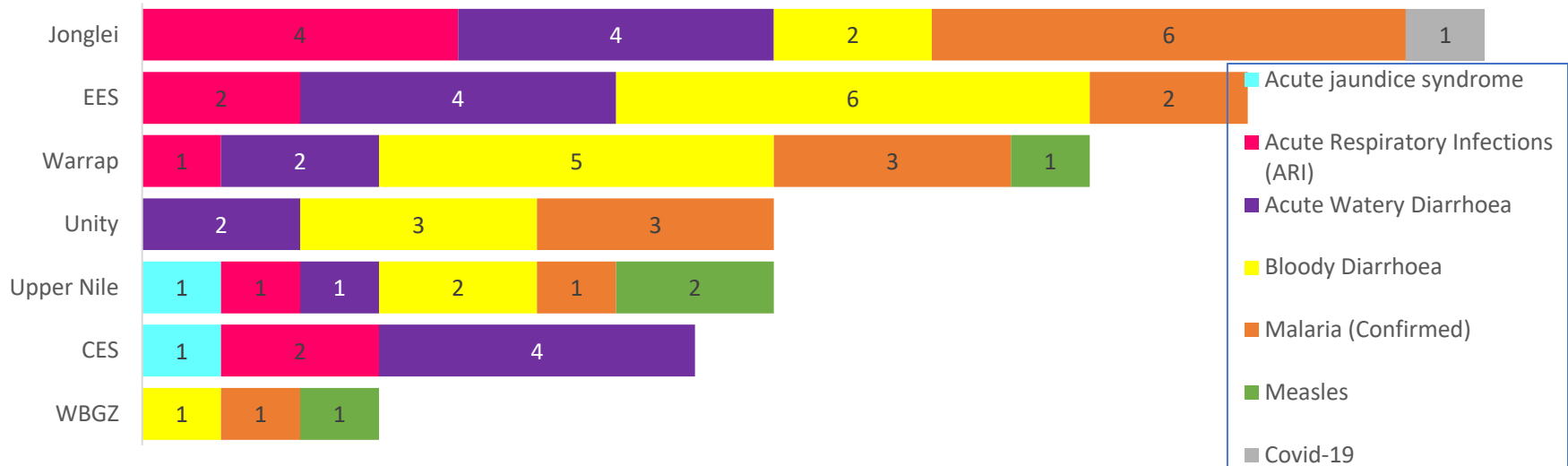


Alert management including detection; reporting; verification; risk assessment; & risk characterization



Alert by disease and hubs in week 7 of 2022

Alert by disease and States in week 07 of 2022 [a total of events specific alerts generated by state



This week a total of 132 Alerts were triggered from the EWARS System:

- ❖ **5 Measles alert:** this alert was triggered from Warrap State, Gogrial West county in Kuajok Hospital, Tambura Hospital in Tambura County of WES. Doro IMC PHCC and Gentil Hospital in Maban County of Upper Nile State, Raja Hospital in Raja County of WBGZ State.
- ❖ **2 AJS alert:** this alert was from Kimu PHCC in CES it was verified and SMOH to investigate tomorrow Wednesday , Gesm Allah PHCU in Maban and investigation is ongoing.

SUSPECTED OUTBREAKS

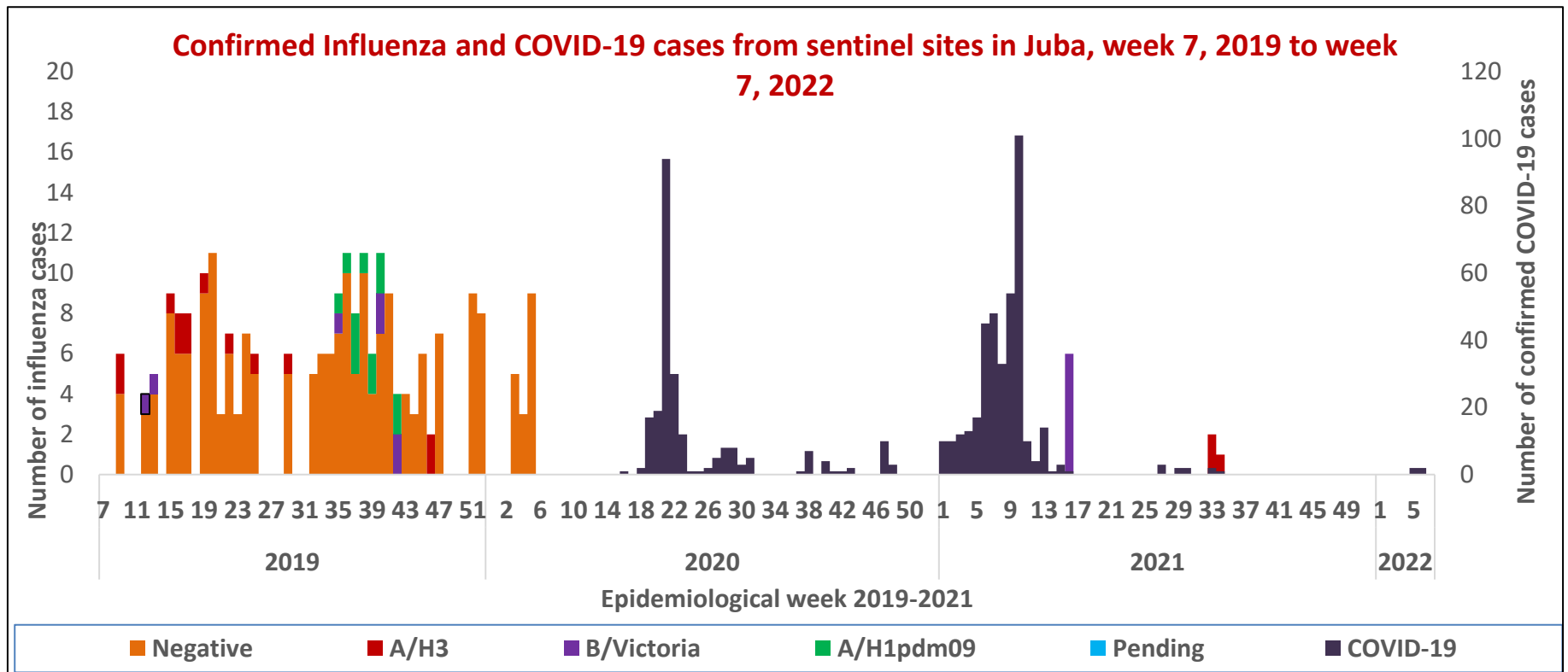


**Major suspected outbreaks in South Sudan
in 2022**

South Sudan Measles Lab updates as of week 7, 2022

S/N	County	Total Number of Samples tested	Measles IgM Positive	Rubella IgM Positive	Comment
1	Gogrial West	18	1	13	Confirmed rubella outbreak
2	Greater Pibor	9	1	0	
3	Yambio	1	0	0	
4	Wau	2	1	0	
5	Nzara	2	0	1	
6	Yei	1	0	0	
7	Raja	1	0	0	
5	Torit	17	9	1	Confirmed measles outbreak
6	Pariang	1	0	0	
8	Maban	10	4	5	Confirmed measles and rubella outbreak
9	Cueibet	3	0	3	Confirmed rubella outbreak
	TOTAL	65	16	23	26 samples tested negative

- 62 samples received for measles/rubella serology from week 1 to week 6, 2022
- New confirmed measles and rubella outbreaks in Maban county (Doro refugee camp)
- There is ongoing rubella outbreak in Gogrial west Warrap state
- Ongoing measles outbreak in Torit county Eastern Equatoria State
- A confirmed rubella outbreak in Cueibet county, Lakes state



- There are currently three designated Influenza sentinel surveillance sites in Juba (Juba Teaching Hospital and Al Sabah Children’s Hospital & Juba Military Hospital) that are collecting epidemiological data and samples from ILI/SARI cases.
- By the end of wk. 52 of 2021, a total of 266 ILI/SARI samples have been collected and tested in NPHL, 257 being negative; 6(2%) positive for Influenza B (Victoria); 3 (1%) positive for Influenza A (H3) and zero(0%) positive for Influenza A (H1)pdm09.
- Since week 1-7,2022; a total of 76 ILI/SARI samples collected, 74 samples tested negative for Influenza and 2 samples tested positive for COVID-19 from wk 6 2022.



- MSF France in Aweil Northern Bahr el ghazal reported sporadic cases of meningitis in Aweil Civil Hospital
- A total of 13 cases reported from week 1 to 6, 2022 with age range from 22 days to 8yrs
- Out of the 13 cases seen in the hospital, 7 died giving a CFR of 53.8%
- All cases are sporadic from different counties of residence; Aweil town (4), Aweil South (2), Aweil East (4), Aweil North 2 and 1 case was from Warrap state.
- Deployment of state RRTs to conduct active case findings and in depths investigation in Aweil town and the surrounding villages
- MSF will continue to monitor situation and will collect samples from subsequent suspect cases in TI media for microbiological and aliquots for molecular testing



- On 29 Jan 2022, the county rapid response team investigated a suspect yellow fever case from Imatong payam in Ikotos county
- The case illness started on 17 Jan 2022 with complaints of fever, yellowing of eyes, and diarrhoea
- There were no additional suspect cases reported in the household or neighborhood
- GeneXpert testing for Ebolavirus Zaire was negative and differential testing for yellow fever came out negative by ELISA
- Arrangement are in place to shipped the sample and other 2 samples to Uganda Virus Research Insitute for VHF profiling
- The last yellow fever outbreak in Imatong, Ikotos occurred in May 2003 with a total of 178 cases including 27 deaths (CFR 15%) being reported.

Suspect VHF case in Ibba, Western Equatoria State (WES)



- On 16th Feb 2022, CHD informed State MoH about sudden illness involving a 43-year-old patient that presented with fever, headache nasal bleeding, abdominal cramps and vomiting blood
- The case is a resident of Nabanga Payam, Ibba county and the illness is reported to have started on 13th Feb 2022
- No history of travel to DRC since 2018. The patient visited the Nabanga PHCC on 16 Feb 2022 and clinical officer suspected VHF and immediately informed the CHD and state MoH
- From February 18 – 21 2022, the state and county rapid response teams investigated the case, collected the sample, oriented the HCWs on case definitions and infection control and conducted community awareness on VHF prevention
- The sample was shipped to Juba on 23 Feb 2022 and tested negative for *Ebolavirus Zaire* on 24 Feb 2022. Plans are underway to ship it to UVRI to test for other *Ebolavirus species* as well as other viruses – Marburg, Rift Valley Fever, Crimean Congo Hemorrhagic Fever, and Yellow Fever

Suspect Yellow Fever case in Gangura, Western Equatoria State (WES)



- On 23rd Feb 2022, Gangura PHCC informed State MoH of a suspect yellow fever case at the South Sudan – Democratic Republic of Congo (DRC) border
- The suspect case involved a 30-year-old male that presented with sudden onset of high fever on 23 Feb 2022, followed by headache and jaundice
- The state rapid response team has been supported to investigate the case, conduct active case search and collect samples from the suspect case and any additional suspect cases that may be identified.
- Further information on the investigations and progress on sample collection and testing will be shared in due course.
- In December 2018, three yellow fever cases were confirmed in Sakure Payam, Nzara county. A reactive yellow fever campaign from 25-29 March 2019 reached 19,981 individuals aged 9 months to 65 years


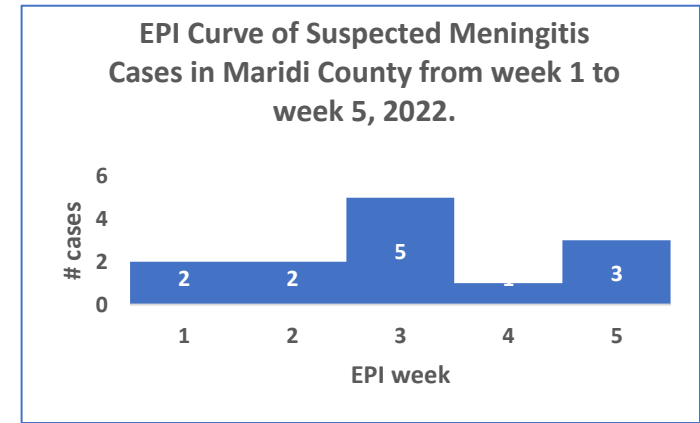
Suspect meningitis cases in Maridi, Western Equatoria State (WES)



- During week 2 of 2022, unexplained deaths following a febrile illness in Maridi were reported to the state Ministry of Health in Yambio
- Following a series of investigations by the county and state rapid response teams (RRT) at least 15 cases including 6 deaths (CFR 40%) have been reported
- The cases have been reported from 12 residential areas/ villages with most 10 (83%) of the affected areas located in Maridi town.
- Active surveillance is ongoing to detect and investigate suspect cases and countrywide surveillance for suspect meningitis has been enhanced

Lab updates

- On 10 February Maridi hospital reported and investigated 2 other suspected cases Samples were collected after antibiotic was administered
- For bacteriological investigation, Gram positive *Streptococcus pneumonia* (*pathogenic*) was isolated from one sample and the one show no growth
- Using real-time PCR, *S. pneumoniae* serotype 1 were detected in the two samples shipped in NCID in South Africa.



ACTIVE OUTBREAKS AND PUBLIC HEALTH EVENTS

Brief epidemiological description and public health response for active outbreaks and public health events`

Response| Summary of major ongoing outbreaks in 2020, 2021 and 2022



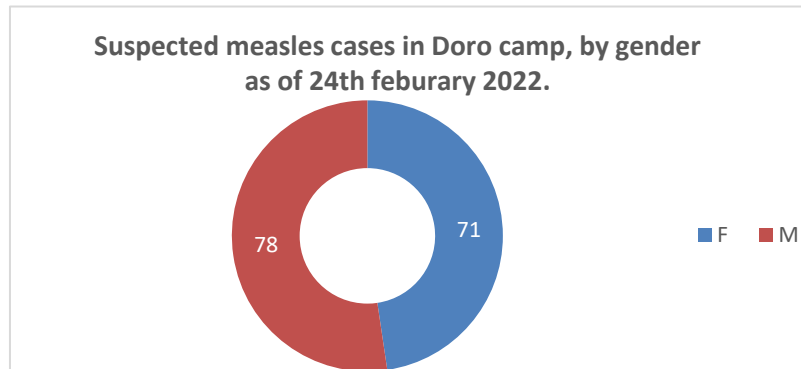
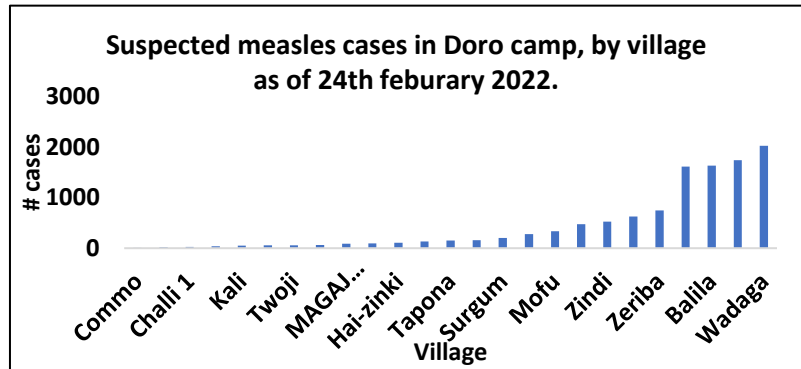
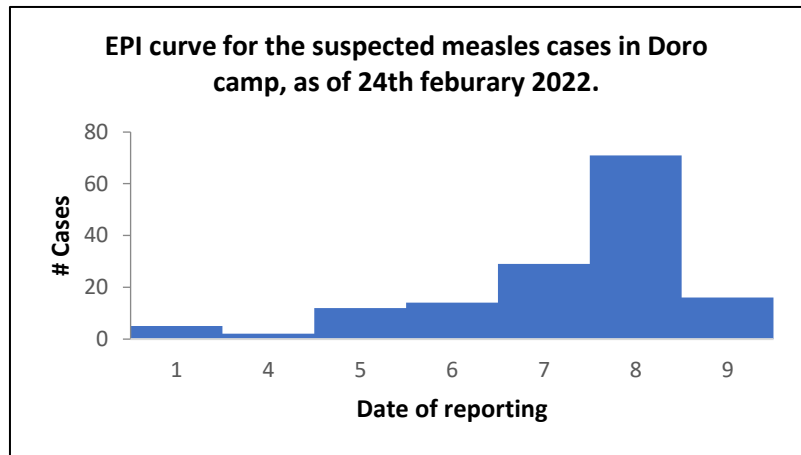
Aetiological agent	Location (county)	Date first reported	New cases since last bulletin	Cumulative cases to date (attack rate %)	Interventions			
					Case management	Vaccination	Health promotion	WASH
Ongoing epidemics								
Hepatitis E	Bentiu PoC	03/01/2019	53	2,036(0.026)	Yes	No	Yes	Yes
COVID-19	35 counties	05/4/2020	46	16,897 (0.002)	yes	yes	yes	yes
Measles	Torit	8/2/2022	32	2 (0.62)	Yes	No	Yes	Yes
Measles	Maban-Doro Camp	5/01/2022	68	4(0.58)				

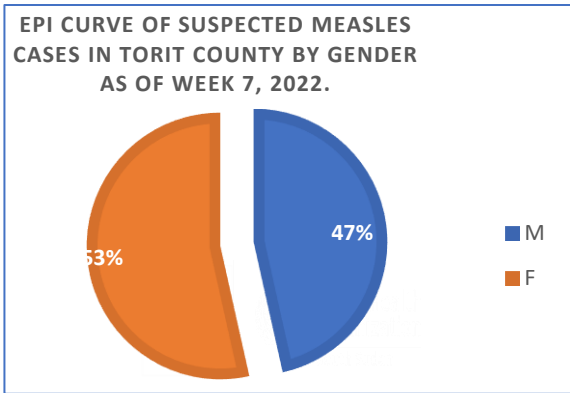
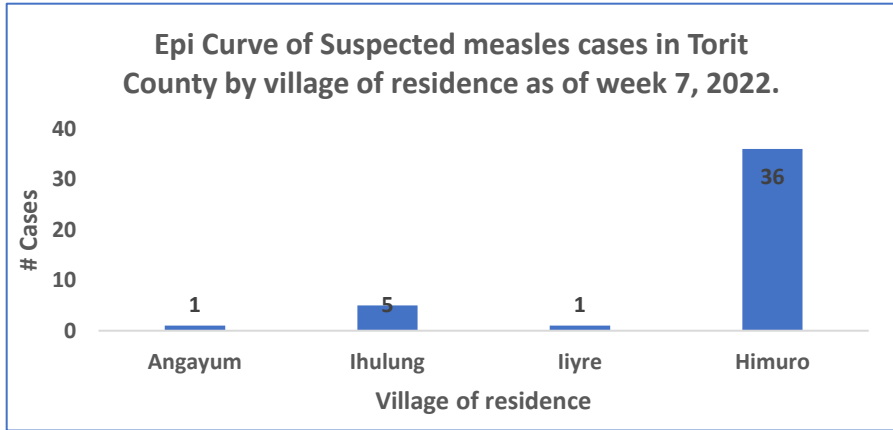
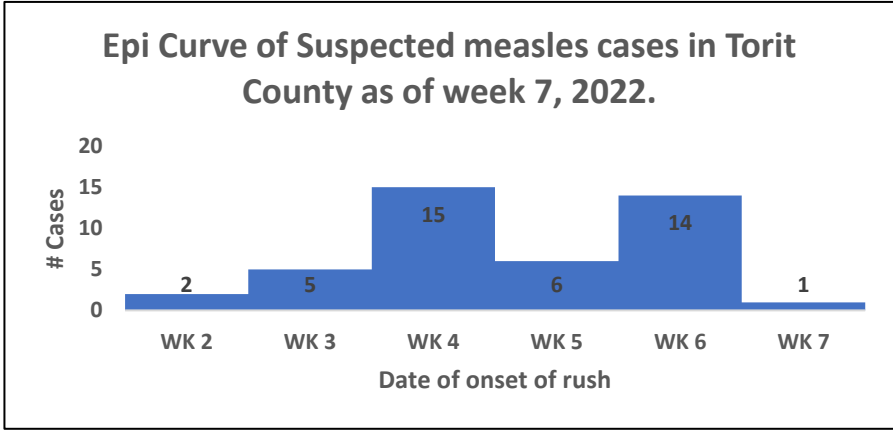
Descriptive epidemiology

- Doro Camp- County started reporting measles cases in week 1, 2022
- A total of **149** cases have been listed and **10** new cases reported in week 8, 2022
- **48%** are female and **52%** are male; and 56% of the cases are <5years
- Most affected area is Wadaga and Balila villages
- Out of the **10** samples tested in the NPHL, **4** tested measles IgM positive and **5** tested Rubella IgM positive.

Response Actions

- Measles outbreak declared and taskforce activated to coordinate the response
- Reactive vaccination campaign to start on 7th March 2022.
- SMOH, CHD and partners should continue line listing, case management, and enhance community awareness on case reporting and routine immunization





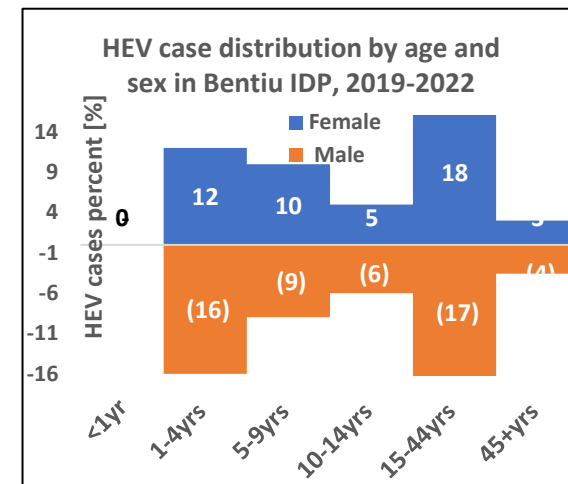
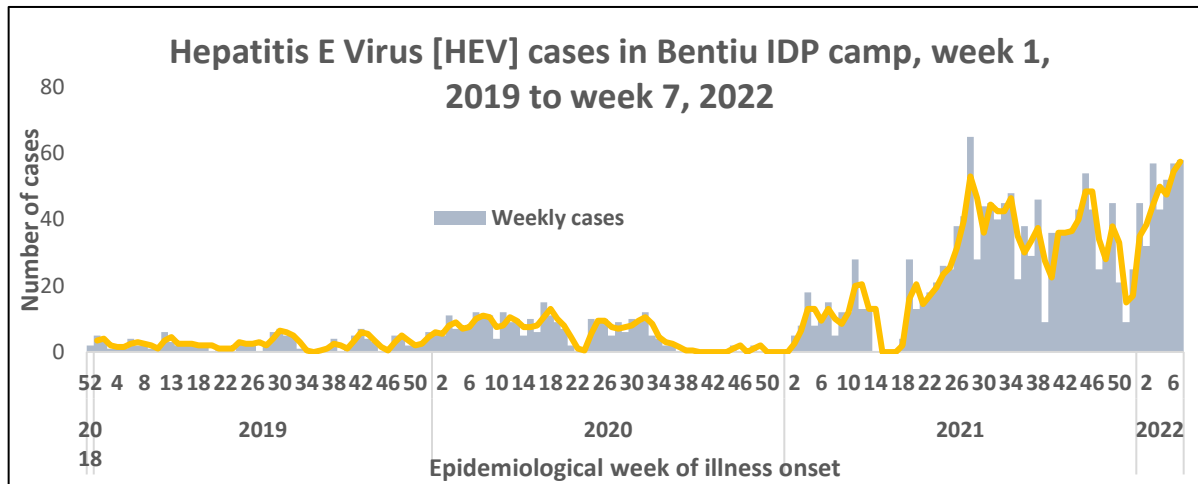
Outcome	Cases
Alive	41
Death	2
Grand Total	43

Descriptive epidemiology

- Torit County started reporting cases of measles in week 49, 2021
- A total of **43** cases have been listed
- There were 1 new cases reported in week 7, 2022
- Out of the **10** samples collected and tested; **7** were measles IgM positive and **1** sample was Rubella IgM positive
- **2** deaths have been reported CFR 6.06%
- Over 82% of the cases are <5 years
- **53%** cases are female and **47%** are male and the most affected area is Himoru village, Imurok payam in Torit county with 36 cases

Response Actions:

- Measles outbreak declared and taskforce activated to coordinate the response
- Reactive vaccination campaign to start on 7th March 2022 targeting 43,894 individuals 6-59 months old in 8 payams of Torit county.
- Surveillance, case management, and community sensitization are ongoing



Descriptive epidemiology

- The persistent transmission of HEV in Bentiu IDP camp continues with **2,036** cases since beginning of 2019
- A total of **57 new** HEV cases were detected and reported in week 7 2022.
- **HEV transmission has increased from a peak of 53 cases every fortnight by week 28, 2021 to 57 cases every fortnight by week 7, 2022.**
- All the cases have been managed as outpatient cases except for seven cases who were admitted
- 14 deaths reported in 2019, 2020 and 2021 (**CFR 0.68%**)
- 47% are female and 53% are male. Within the IDP camp, the sector specific attack rates for HEV disease for the period week 1, 2022 are highest in sectors 3 and 5.
- The upsurge is attributed to declining WASH in the IDP camp due to reduced funding up to the first half of 2021



HEV response update

1. Following the completion of the multi-cluster HEV response strategy, resources have been secured to optimize the response and interrupt transmission.
2. Increased the amount of water per person to 16 liters as part of Hepatitis E virus response
3. IOM has constructed 28 latrines in sectors 2&3
4. IOM deployed 5 operational dislodging tanks for human excreta disposal and dislodging disposition is ongoing in all sectors.
5. IOM has deployed casual workers to collect the solid waste
6. IOM Hygiene promoters conducting house-to-house & schools messaging on HEV control
7. IRC recruited 33 home health promoters in sector 4 and 5; while WR recruited and deployed 15 HHs at sector 1 & 2.
8. IOM conducted targeted NFI distribution to Lactating and pregnant
9. IOM-CCCM deployed teams to clean up the drainage around the camp to flash out stagnant water and about 18 kilometer of drainage has been cleared and dried up.
10. HEV vaccination campaign tentatively to start on 7 March, running for 6 days and 2 days mop up.
11. The HEV vaccination will target an estimated 27,000 individuals aged 16-40 years (incl. pregnant women) targeted in Bentiu IDP camp.

HEV response challenges


1. WR and IRC lack HEV testing kits to diagnose the disease
2. Roads inaccessible hence response supplies are airlifted from Juba to Bentiu which is very costly.

Response | Summary of major controlled outbreaks in 2020 and 2021



Aetiological agent	Location (county)	Date first reported	New cases since last bulletin	Cumulative cases to date (attack rate %)	Interventions			
					Case management	Vaccination	Health promotion	WASH
Controlled epidemics								
Measles	Pibor	27/1/2020	NR	355 (0.0028)	Yes	Yes	Yes	Yes
Measles	Wau	5/1/2020	NR	39 (0.051)	Yes	Yes	Yes	Yes
Measles	Ibba	25/1/2020	0	55 (0.36)	Yes	Yes	Yes	Yes
Rubella	Tambura	11/1/2021	0	23 (0.13)	Yes	No	Yes	Yes
Rubella	Nagero	01/03/ 20201	0	5 (0.25)	Yes	No	Yes	Yes
cVDPV2	25 counties	11/06/2020 18/09/2020	NA	59	Yes	Yes	Yes	Yes

COVID-19 UPDATES

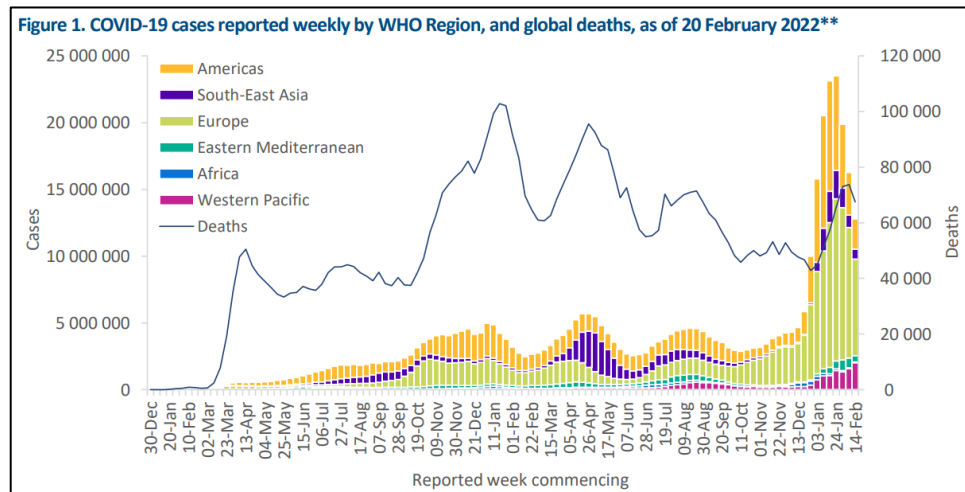




Situation update as of 20th February 2022

- **Globally, 20th February 2022**, there have been **422 188 754 confirmed cases** of COVID-19, including **5 876 766 deaths**, reported to WHO. As of **26th February 2021**, a total of **10,585,766,316 vaccine doses** have been administered.

- **In Africa, as of 20st February**, there have been **8 279 661 confirmed cases** of COVID-19, including **168 916 deaths** reported to WHO



WHO: <https://www.who.int/health-topics/coronavirus>

COVID-19 Response in South Sudan as of 20th February 2022



- **16,936** confirmed cases with **137** deaths, **13,250** recoveries, and **3,549** active cases. **0.81%** case fatality rate (CFR)
- **39** new confirmed cases during the week with pre-travel screening (**61.5%**) and alerts (**38.5%**) accounting for all the cases. **472** imported cases (**0** new cases this week) mostly from South Sudanese returnees (**297**), Uganda (**55**), and Kenya (**20**)
- Average positivity yield is 0.9% this week compared to 1.0% in Week 6 (seventh consecutive week of observed decrease in positivity rate)
- **15** alerts and suspected cases tested positive for COVID-19 this week. Cumulatively, **3,517** alerts have been reported, **3,386 (96.3%)** were verified, and 3,303 (97.5%) sampled
- The Omicron [B.1.1.529]) predominates the last batch of samples sequenced at Uganda Virus Research Institute ; 79.6% of cases detected in Juba compared to 20.4% outside of Juba
- **930,070** vaccine doses received to-date. **494,661** vaccine doses administered to date. **402,460** fully vaccinated (3,736 with two AZ vaccine doses, 353,743 with single dose J&J vaccine). Ongoing vaccination roll-out in 10 state, 3 administrative areas, 79 counties and 543 health facilities.



Epi Curve

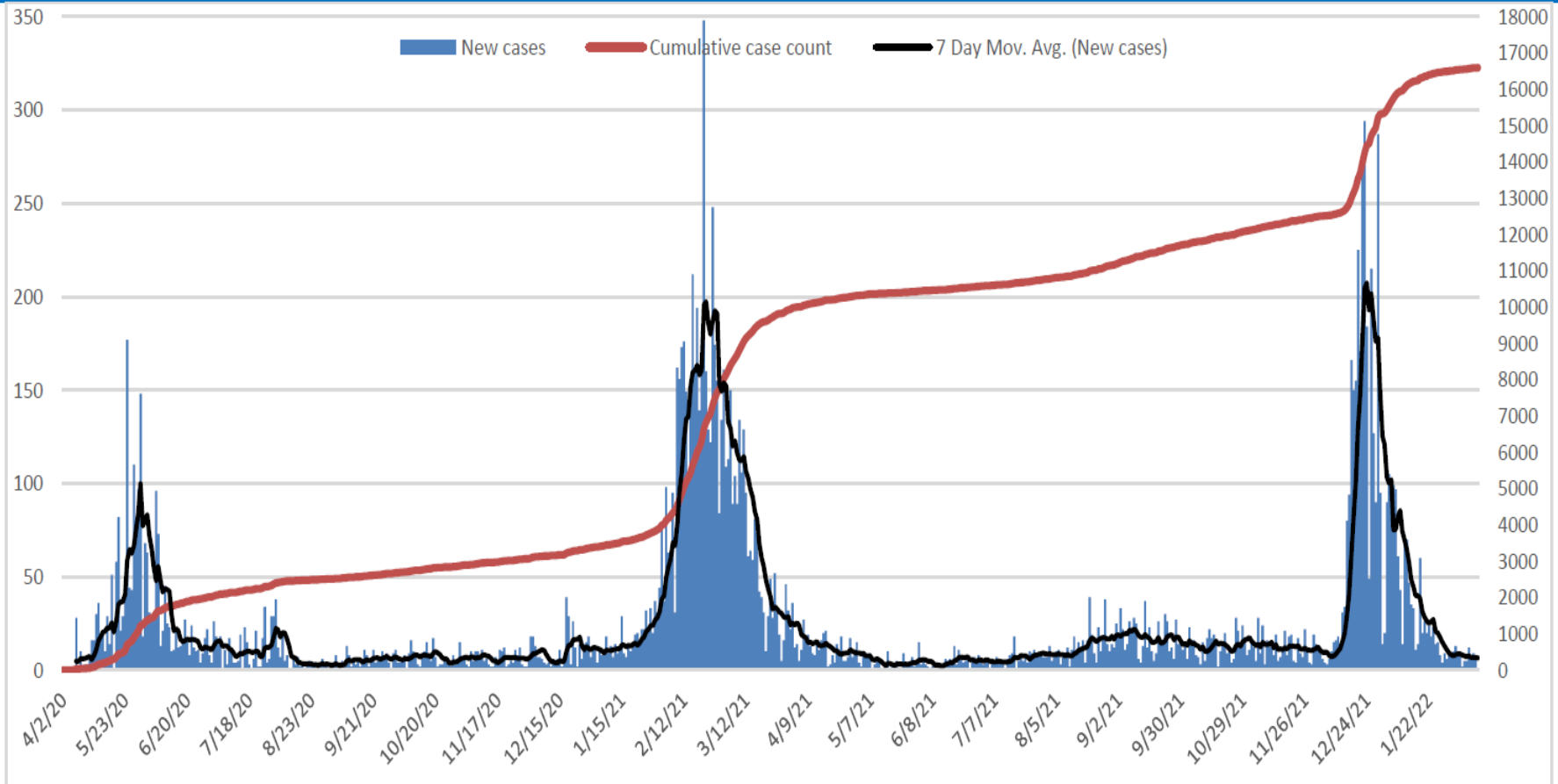


Figure 2. Epidemiological curve of reported cases through Week 6



**OVERALL
CONCLUSIONS AND
RECOMMENDATIONS**

Conclusions

- The overall performance of IDSR and EWARNS reporting sites in week 7, 2022 is above the target of 80%
- **16,936** confirmed COVID-19 cases (case fatality rate of **0.81%**) **137** deaths
- HEV transmission is on the rise in Bentiu IDPs with a 14-day moving average of 60 cases reported at the end of week 7 2022 exceeding the peak of 53 cases every fortnight reported by week 28, 2021.
- Confirmed measles outbreak in Torit county as 7 out of the 10 samples sent in February testing measles IgM positive
- Confirmed measles & rubella outbreak in Doro refugee camp, Maban county, as 4 samples tested measles IgM positive, and 5 samples tested Rubella IgM positive out of 10 samples.
- Alerts of VHF, Yellow Fever, meningitis and yellow fever reported and are being investigated respectively in Ibba, Gangura, Aweil Center and Ikotos counties

Recommendations

- Partners should continue supporting County Health Departments (CHD) & State Ministries of Health on timely IDSR/EWARN reporting
- Health facilities should conduct initial investigation on suspected epidemic prone diseases and collect samples
- Implement the multicluster HEV response strategy in Bentiu IDP camp and initiate the HEV vaccination campaign as soon as the OCV campaign is completed
- Enhance COVID-19 surveillance, investigate ARI/ILI/SARI cases, and optimize SARS-COV2 Ag-RDT use
- Implement the accelerated COVID-19 vaccine absorption plan to attain 70% coverage by July 2022
- Conduct reactive measles vaccination campaign in Torit and Doro camp/ Maban county and mobilize communities countrywide to enhance routine immunization

IDSR timeliness & completeness performance at county level for week 07 and 06 of 2022 (1)



STATE	COUNTY	Number of reporting sites	No. of HFs Reported on Time in WK 07	Timeliness Percentage of WK 07	No. of HFs Reported regardless of time in WK 07	Completeness Percentage of WK 07	No. of HFs Reported regardless of time in WK 06	Completeness Percentage of WK 06
Lakes	Cueibet	15	15	100%	15	100%	15	100%
Lakes	Rumbek North	7	7	100%	7	100%	7	100%
Lakes	Wulu	14	14	100%	14	100%	14	100%
Lakes	Awerial	7	7	100%	7	100%	7	100%
Lakes	Rumbek Centre	23	23	100%	23	100%	23	100%
Lakes	Yirol West	12	12	100%	12	100%	12	100%
Lakes	Yirol East	11	11	100%	11	100%	11	100%
NBGZ	Aweil North	25	25	100%	25	100%	25	100%
NBGZ	Aweil Centre	15	15	100%	15	100%	15	100%
WBGZ	Wau	31	31	100%	31	100%	30	97%
CES	Kajo Keji	17	16	94%	16	94%	14	82%
CES	Yei	17	16	94%	16	94%	16	94%
CES	Lainya	16	14	88%	14	88%	13	81%
WBGZ	Jur River	35	29	83%	35	100%	35	100%
NBGZ	Aweil South	11	9	82%	11	100%	11	100%
NBGZ	Aweil East	37	30	81%	32	86%	29	78%
CES	Terekeka	20	16	80%	16	80%	15	75%
NBGZ	Aweil West	27	20	74%	27	100%	27	100%
WBGZ	Raja	15	10	67%	10	67%	9	60%
CES	Morobo	5	3	60%	3	60%	4	80%
CES	Juba	46	8	17%	16	35%	12	26%
Lakes	Rumbek East	24	0	0%	24	100%	24	100%

STATE	COUNTY	Number of reporting sites	No. of HFs Reported on Time in WK 07	Timeliness Percentage of WK 07	No. of HFs Reported regardless of time in 07	Completeness Percentage of WK 07	No. of HFs Reported regardless of time in WK 06	Completeness Percentage of WK 06
Unity	Abiemnhom	4	4	100%	4	100%	4	100%
Unity	Mayom	13	13	100%	13	100%	13	100%
Unity	Pariang	11	11	100%	11	100%	11	100%
WES	Nzara	20	20	100%	20	100%	20	100%
WES	Nagero	10	10	100%	10	100%	10	100%
WES	Mundri West	21	21	100%	21	100%	21	100%
WES	Maridi	26	26	100%	26	100%	26	100%
WES	Ibba	11	11	100%	11	100%	11	100%
WES	Mundri East	19	19	100%	19	100%	19	100%
WES	Ezo	31	31	100%	31	100%	31	100%
WES	Mvolo	11	11	100%	11	100%	11	100%
WES	Yambio	42	41	98%	41	98%	41	98%
WES	Tambura	28	26	93%	26	93%	26	93%
Unity	Panyijiar	16	14	88%	15	94%	14	88%
Unity	Guit	7	6	86%	7	100%	7	100%
Unity	Leer	11	7	64%	7	64%	11	100%
Unity	Rubkona	20	11	55%	13	65%	14	70%
Unity	Koch	7	3	43%	5	71%	5	71%
Unity	Mayendit	12	0	0%	12	100%	12	100%

IDSR timeliness & completeness performance at county level for week 07 and 06 of 2022 (2)



STATE	COUNTY	Number of reporting sites	No. of HFs Reported on Time in WK 07	Timeliness Percentage of WK 07	No. of HFs Reported regardless of time in WK 07	Completeness Percentage of WK 07	No. of HFs Reported regardless of time in WK 06	Completeness Percentage of WK 06
Jonglei	Fangak	19	19	100%	19	100%	18	95%
Jonglei	Pochalla	7	7	100%	7	100%	7	100%
Jonglei	Duk	15	15	100%	15	100%	12	80%
EES	Lopa Lafon	18	18	100%	18	100%	18	100%
EES	Kapoeta South	10	10	100%	10	100%	10	100%
EES	Torit	20	19	95%	19	95%	17	85%
EES	Kapoeta North	16	15	94%	15	94%	15	94%
Jonglei	Nyirrol	10	9	90%	9	90%	10	100%
EES	Ikotos	27	24	89%	25	93%	27	100%
EES	Kapoeta East	12	9	75%	9	75%	8	67%
Jonglei	Twic East	11	8	73%	8	73%	8	73%
Jonglei	Pibor	9	6	67%	6	67%	4	44%
EES	Magwi	22	14	64%	17	77%	13	59%
EES	Budi	21	13	62%	15	71%	15	71%
Jonglei	Bor	35	21	60%	21	60%	21	60%
Jonglei	Canal Pigi	12	6	50%	6	50%	5	42%
Jonglei	Akobo	8	3	38%	3	38%	2	25%
Jonglei	Uror	8	1	13%	1	13%	1	13%
Jonglei	Ayod	15	0	0%	7	47%	5	33%

STATE	COUNTY	Number of reporting sites	No. of HFs Reported on Time in WK 07	Timeliness Percentage of WK 07	No. of HFs Reported regardless of time in WK 07	Completeness Percentage of WK 07	No. of HFs Reported regardless of time in WK 06	Completeness Percentage of WK 06
Warrap	Tonj East	12	12	100%	12	100%	12	100%
Warrap	Tonj South	12	12	100%	12	100%	12	100%
Upper Nile	Longechuk	9	9	100%	9	100%	8	89%
Warrap	Twic	26	25	96%	25	96%	25	96%
Warrap	Tonj North	17	16	94%	17	100%	16	94%
Warrap	Gogrial West	31	29	94%	30	97%	30	97%
Upper Nile	Manyo	10	8	80%	10	100%	8	80%
Upper Nile	Akoka	5	4	80%	5	100%	5	100%
Warrap	Gogrial East	15	12	80%	14	93%	15	100%
Upper Nile	Baliet	4	3	75%	4	100%	4	100%
Upper Nile	Melut	8	6	75%	6	75%	6	75%
Upper Nile	Makal	7	5	71%	7	100%	5	71%
Upper Nile	Panyikan g	3	2	67%	3	100%	3	100%
Upper Nile	Luakpiny Nasir	12	8	67%	8	67%	9	75%
Upper Nile	Fashoda	16	9	56%	9	56%	10	63%
Upper Nile	Renk	11	6	55%	6	55%	5	45%
Upper Nile	Maban	17	8	47%	13	76%	12	71%
Upper Nile	Ulang	14	3	21%	3	21%	8	57%
Upper Nile	Maiwut	5	1	20%	1	20%	5	100%
Warrap	Abyei	9	0	0%	1	11%	5	56%

Thanks to the State Surveillance Officers, County Surveillance Officers and Health Facility in-charges for sharing the weekly IDSR data

Thanks to all partners for supporting IDSR weekly reporting and sharing the line lists

To access the IDSR bulletins for 2021 use the link below:

<https://www.afro.who.int/publications/south-sudan-weekly-disease-surveillance-bulletin-2021>

**This bulletin is produced by the
Ministry of Health with Technical
support from WHO**

**For more help and support,
please contact:**

Dr. John Rumunu

Director General Preventive Health
Services

Ministry of Health

Republic of South Sudan

Telephone: +211924767490

Email: ori.moiga@gmail.com

IDSR Bulletin Editorial Team

1. Mr. Ajak Ater, MoH - Email: ajakater014@gmail.com
2. Mrs. Sheila Baya, WHO - Email: bayas@who.int
3. Mr. Robert Lasu Martin, WHO - Email: lasur@who.int
4. Mrs. Rose Dagama, WHO - Email: dagamaa@who.int
5. Dr. Abraham Adut, WHO - Email: abenegoa@who.int
6. Dr. Alice Igale Lado, WHO - Email: ladua@who.int
7. Dr. Joseph Wamala, WHO - Email: wamalaj@who.int
8. Dr. Argata Guracha Guyo, WHO - Email: guyo@who.int

Notes

WHO and the Ministry of Health gratefully acknowledge the surveillance officers [at state, county, and health facility levels], health cluster and health pooled fund (HPF) partners who have reported the data used in this bulletin. We would also like to thank ECHO and USAID for providing financial support.

The data has been collected with support from the EWARS project. This is an initiative to strengthen early warning, alert and response in emergencies. It includes an online, desktop and mobile application that can be rapidly configured and deployed in the field. It is designed with frontline users in mind, and built to work in difficult and remote operating environments. This bulletin has been automatically published from the EWARS application.

More information can be found at <http://ewars-project.org>

