



NAMIBIA COVID-19 SITUATION REPORT NO. 707

Outbreak Name	COVID-19 outbreak	Country affected	Namibia
Date & Time	24.02.2022 17h00	Investigation start Date	13 March 2020
Prepared by	Surveillance Team		

HIGHLIGHTS/SITUATION UPDATE (24/02/2022)

CUMULATIVE

Tested 952 040

Confirmed 157 133

Active 459

Recovered 152 652

Vaccinated

1st doses 441 285 2nd doses 251 210 3rd doses 26 399

Deaths 4 007

TOTAL TODAY

Tested 1 241

Confirmed 27

Active 459

Recovered 17

Vaccinated

1st doses 624 2nd doses 515 3rd doses 464

Deaths 1

- A total of 157 133 cases have been recorded to-date, representing 6% of the total population (2 550 226).
- More female cases 83 346 (53%) have been recorded.
- Of the total confirmed cases, 5 316 (3%) are Health Workers, with no new confirmation today.
 - 4 502 (85%) State; 806 (15%) Private, 8 (0.2%) Non-Governmental Organizations.
 - 5 316 (100%) recoveries and 25 (0.5%) deaths.
- The recovery rate now stands at 97%.
- Khomas and Erongo regions reported the highest number of cases with 50 987 (32%) and 22 617 (14%) respectively.
- Of the total fatalities, 3 679 (92%) are COVID-19 deaths while 328 (8%) are COVID-19 related deaths.
- The case fatality rate now stands at 2.5%.

Table 1: Distribution of confirmed COVID-19 cases by region, 24 February 2022

Region	Total cases daily	New reported re-infections	Total No. of cases	Active cases	Recoveries	Cumulative Deaths	Cumulative deaths with co-morbidities	Non-COVID deaths	Health Workers
Erongo	4	0	22 617	171	22 015	426	353	5	491
Hardap	0	0	8 384	2	8 117	265	168	0	160
Karas	0	0	9 933	7	9 766	160	137	0	295
Kavango East	0	0	6 350	1	6 120	227	131	2	285
Kavango West	0	0	842	1	818	23	21	0	48
Khomas	12	1	50 987	70	50 015	901	705	1	1 815
Kunene	0	0	4 992	2	4 837	153	108	0	151
Ohangwena	1	0	6 028	43	5 783	200	121	2	221
Omaheke	1	0	5 147	51	4 805	290	204	1	143
Omusati	0	0	7 579	15	7 222	342	210	0	265
Oshana	0	0	10 610	18	10 198	393	242	1	607
Oshikoto	4	0	7 916	27	7 679	208	159	2	365
Otjozondjupa	2	1	12 184	37	11 862	284	194	1	342
Zambezi	3	0	3 564	14	3 415	135	77	0	128
Total	27	2	157 133	459	152 652	4 007	2 830	15	5 316

EPIDEMIOLOGICAL SITUATION IN NAMIBA

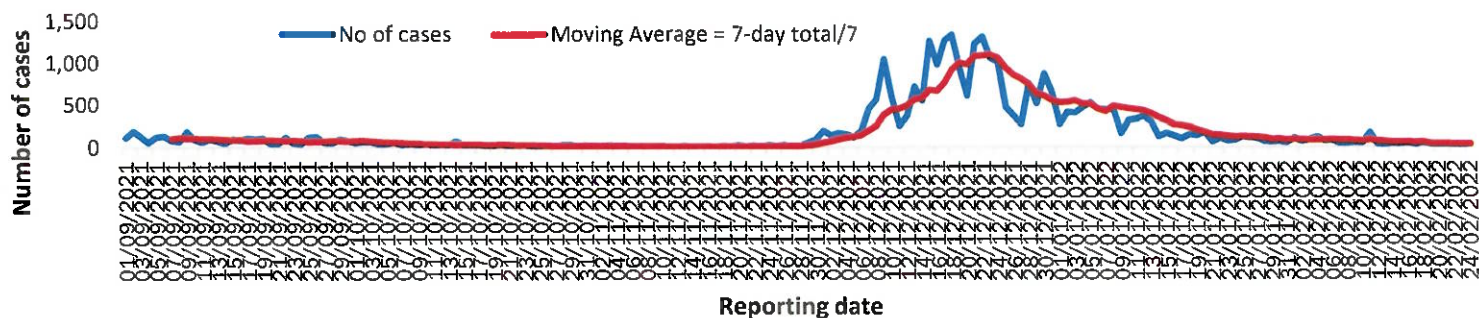
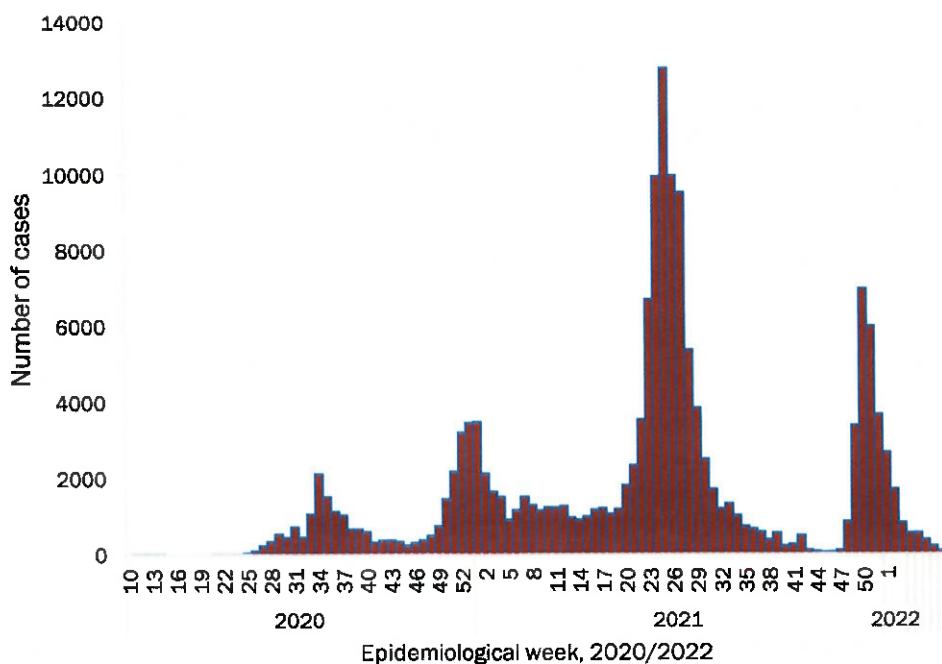


Figure 2: The 7 days moving average line chart for confirmed COVID-19 cases, 24 February 2022



- The highest peak of **12 787 (8%)** cases was recorded during week 25 of 2021 (Figure 3).
- The country has started seeing a gradual reduction in the average number of confirmed cases from 383 to 32 in epi-week 7.
- The number of cases have decreased in the last five weeks as seen in the graph.

- The National Call Center continues operations for 24 hours daily.
- Today (24/02/2022), **206** calls were answered.

Figure 3: Epi-curve for confirmed COVID-19 cases, 24 February 2022

Table 4: Number of people in quarantine 24 February 2022

Region	Newly quarantined 24 hours	Cumulative number	Number discharged	Number in quarantine now
Erongo	0	7 003	6 949	54
Hardap	0	3 263	3 263	0
Kavango (East and West)	0	1 686	1 673	13
Khomas	0	3 764	3 763	1
Kharas	0	10 000	10 000	0
Kunene	0	6 493	6 493	0
Ohangwena	0	924	924	0
Omaheke	50	19 597	19 212	385
Omusati	0	3 987	3 970	17
Oshana	0	400	400	0
Oshikoto	43	27 454	27 369	85
Otjozondjupa	0	1 932	1 927	5
Zambezi	0	2 184	2 148	36
Total	93	88 687	88 091	596

- Since March 2020, **88 687** people have been placed into quarantine around the country.
- A total of **596** people are currently in quarantine, with **93** new admissions.

Table 3: COVID-19 specimen recorded at the Laboratories 24 February 2022

VARIABLES	TOTAL
Total samples received by the Laboratory	952 035
Total samples tested	933 745
Total samples re-tested	18 173
Total positive results	157 133
Total negative results	776 556
Total samples discarded	117
Invalid results	0
Total pending results	0
Indeterminant/Inconclusive	56
Suspected cases in 24 hours (excluding re-tests)	1 238

- The laboratory testing capacity has been enhanced; with a total of twenty-three (23) laboratories carrying out the testing of samples: NIP, Path-Care, UNAM Molecular, Central Veterinary Laboratory, Namib Poultry, NAMDEB, NamPath, Namibia Central Pathology, DiagnoLab, High Care, Alpha Medical Laboratory, Des-Jo Medical Test Centre, ProQuest Diagnostic Laboratory, MAXI, Medlink Laboratory Services, Biotech Medical, Covisure, Star Care, Soweto Medical Center, Hosea Kutako International Airport & Oshana Med Laboratory .
- To date, **952 040** tests (including **18 173** re-tests) have been conducted by authorized laboratories.
- Since the beginning of the outbreak, **168 045** contacts of confirmed cases have been identified, **48** new contacts were identified within the last 24 hours from **11** regions.
- Cumulatively, **165 656** contacts have completed their monitoring period, while **299** contacts are lost to follow-up and a total of **28 544 (18%)** contacts of confirmed cases have tested positive.
- Today, **647 (93%)** out of **692** active contacts were monitored.

- Of the total confirmed cases, **94 668 (60%)** are in the 20-49 years age-brackets which constitutes the majority of the recorded cases.
- A total of **24 805 (16%)** of the confirmed cases are among the 5-19 years category.
- A total of **18 122 (12%)** of the confirmed cases are among the 50 - 59 years group.
- The under 5 years age group make up **3 476 (2%)** of the total cases whereas, **16 062 (10%)** are above 60 years of age.

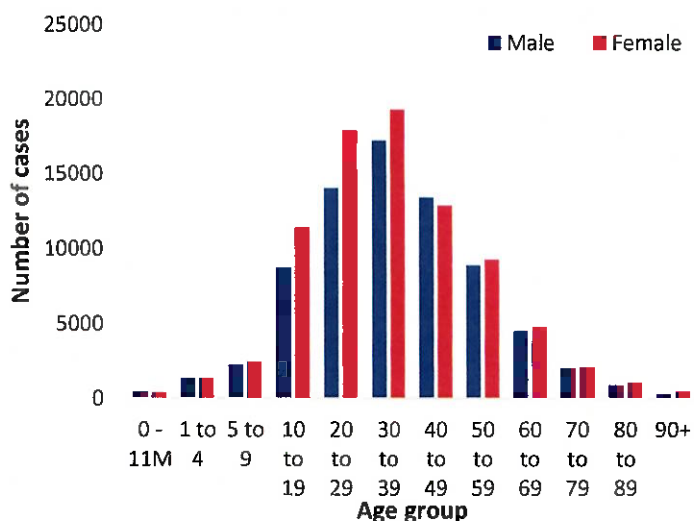


Figure 1: Age and Sex distribution of COVID-19 confirmed cases, 24 February 2022

Table 2: The current distribution for hospitalization of confirmed cases by region, 24 February 2022

Region	Hospitalized confirmed cases		Vaccinated		Intensive Care Unit		Vaccinated	
	Current	Previous	1 st dose	2 nd dose	Current	Previous	1 st dose	2 nd dose
Erongo	2	9	0	1	0	0	0	0
Hardap	0	0	0	0	0	0	0	0
ǀKaras	0	0	0	0	0	0	0	0
Kavango East	0	0	0	0	0	0	0	0
Kavango West	0	0	0	0	0	0	0	0
Khomas	2	5	0	1	2	3	0	0
Kunene	0	0	0	0	0	0	0	0
Ohangwena	6	6	0	0	0	0	0	0
Omaheke	0	0	0	0	0	0	0	0
Omusati	3	3	0	0	0	0	0	0
Oshana	4	2	0	0	0	0	0	0
Oshikoto	0	2	0	0	0	0	0	0
Otjozondjupa	0	0	0	0	0	0	0	0
Zambezi	7	7	0	0	0	0	0	0
Total	24	34	0	2	2	3	0	0

Table 6: Summary of COVID-19 vaccine 3rd doses administered, 24 February 2022

Region	Cumulative no. of persons vaccinated		
	Sinopharm	AstraZeneca	Pfizer
Erongo	1 388	564	2 397
Hardap	1 592	335	811
Kharas	571	123	258
Kavango East	435	169	217
Kavango West	313	197	173
Khomas	2 131	733	4 544
Kunene	1 342	316	570
Ohangwena	150	21	6
Omaheke	234	122	61
Omusati	664	278	321
Oshana	931	173	484
Oshikoto	653	133	170
Otjozondjupa	1 247	420	756
Zambezi	253	38	105
Total	11 904	3 622	10 873

Table 5: Summary of COVID-19 vaccine doses administered, 24 February 2022

Region	Cumulative no. of persons vaccinated with doses of Sinopharm, AstraZeneca, Sputnik V, Pfizer and Jassen & Johnson		Targeted Population	Vaccination Coverage (%)	Cumulative no. of Healthcare Workers vaccinated with doses of Sinopharm, AstraZeneca, Sputnik V, Pfizer and Jassen & Johnson	
	1 st doses	Fully vaccinated			1 st doses	Fully vaccinated
Erongo	41 507	36 866	161 966	23%	1 427	1 091
Hardap	27 055	23 422	69 121	34%	539	445
Kharas	22 260	18 735	69 786	27%	803	474
Kavango East	36 461	26 206	105 223	25%	1 255	1 002
Kavango West	26 593	19 826	57 210	34%	432	386
Khomas	99 486	87 074	362 620	24%	4 045	3 031
Kunene	26 605	21 901	72 991	30%	658	514
Ohangwena	27 810	23 726	174 546	14%	846	673
Omaheke	19 560	15 164	53 002	28%	374	270
Omusati	27 325	24 107	179 370	13%	1 000	790
Oshana	22 978	20 510	143 395	14%	1 605	1 322
Oshikoto	22 567	20 347	144 912	14%	863	740
Otjozondjupa	33 154	29 516	112 119	26%	896	651
Zambezi	7 924	7 228	73 010	10%	647	600
Total	441 285	374 628	1 779 271	21%	15 390	11 989

PUBLIC HEALTH ACTION (S)

- The COVID-19 vaccination programme is ongoing throughout the country.
- Public Health measures continue to be enforced as the situation is closely monitored.
- The government and development partners continue to prioritize the continuation of essential health services.

CHALLENGES

Slow vaccine uptake among members of the public, and circulation of anti-vaccination information.

RECOMMENDATIONS

Encourage the public to get vaccinated and strengthen community health awareness to counteract anti-vaccination information in circulation.

APPROVED




INCIDENT MANAGER
24 FEBRUARY 2022



SECRETARIAT

For enquiries, please contact
Namibia Public Health Emergency Operations Centre;

 PHEOC@mhss.gov.na

 0800 100 100

 0851 100 100