



NAMIBIA COVID-19 SITUATION REPORT NO. 732

Outbreak Name	COVID-19 outbreak	Country affected	Namibia
Date & Time	21.03 2022 17h00	Investigation start Date	13 March 2020
Prepared by	Surveillance Team		

HIGHLIGHTS/SITUATION UPDATE (21/03/2022)

CUMULATIVE

Tested 976 453

Confirmed 157 545

Active 183

Recovered 155 426

Vaccinated

1st doses 450 291 2nd doses 254 598 3rd doses 35 488

Deaths 4 016

Tested 531

Confirmed 9

Active 183

Recovered 0

Vaccinated

1st doses 5 2nd doses 0 3rd doses 0

Deaths 0

- A total of **157 545** cases have been recorded to-date, representing **6%** of the total population (**2 550 226**).
- More female cases **83 568 (53%)** have been recorded.
- Of the total confirmed cases, **5 324 (3%)** are Health Workers, with one new confirmation today.
 - 4 508 (85%) State; 807 (15%) Private, 8 (0.2%) Non-Governmental Organizations.
 - 5 318 (100%) recoveries and 25 (0.5%) deaths.
- The recovery rate now stands at **99%**.
- Khomas and Erongo regions reported the highest number of cases with **51 086 (32%)** and **22 692 (14%)** respectively.
- Of the total fatalities **3 687 (92%)** are COVID-19 deaths while **329 (8%)** are COVID-19 related deaths.
- The case fatality rate now stands at **2.5%**.

Table 1: Distribution of confirmed COVID-19 cases by region, 21 March 2022

Region	New cases	New re-infections	Cummulative re-infections	Cummulative New cases	Active cases	Recoveries	Cumulative Deaths	Cumulative deaths with co-morbidities	Non-COVID deaths	Health Workers
Erongo	1	0	360	22 692	34	22 587	426	353	5	493
Hardap	0	0	67	8 390	3	8 189	265	168	0	160
ǀKaras	1	0	187	9 945	5	9 967	160	137	0	295
Kavango East	0	0	50	6 356	6	6 170	228	132	2	286
Kavango West	0	0	4	842	0	823	23	21	0	48
Khomas	6	0	894	51 086	66	51 012	901	705	1	1 817
Kunene	0	0	53	4 999	5	4 893	154	108	0	151
Ohangwena	0	0	42	6 049	5	5 880	204	124	2	221
Omaheke	0	0	60	5 190	4	4 955	290	204	1	143
Omusati	0	0	42	7 588	1	7 286	343	211	0	266
Oshana	0	0	92	10 631	20	10 307	395	244	1	607
Oshikoto	0	0	58	7 973	3	7 817	208	159	2	366
Otjozondjupa	1	0	163	12 234	24	12 088	284	194	1	343
Zambezi	0	0	23	3 570	7	3 452	135	77	0	128
Total	9	0	2 095	157 545	183	155 426	4 016	2 837	15	5 324

EPIDEMIOLOGICAL SITUATION IN NAMIBA

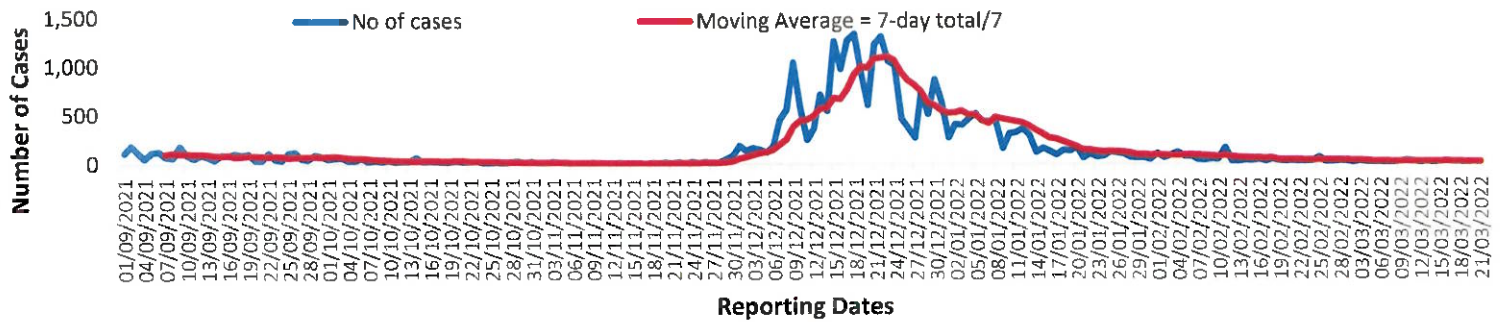


Figure 2: The 7 days moving average line chart for confirmed COVID-19 cases, 21 March 2022

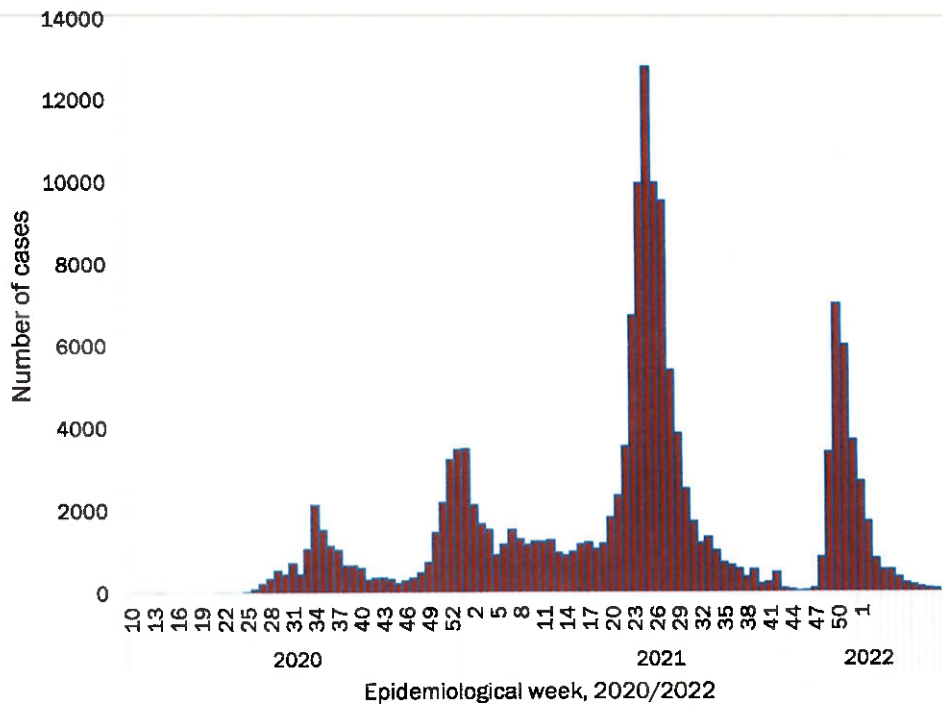


Figure 3: Epi-curve for confirmed COVID-19 cases, 21 March 2022

- The highest peak of **12 787 (8%)** cases was recorded during week 25 of 2021 (Figure 3).
- The country has started seeing a gradual reduction in the average number of confirmed cases from 1424 to 29 from epi-week 26 to 40 of 2021.
- Another peak of **7005** cases was recorded in week 50 of 2021
- The number of cases have decreased in the last seven weeks as seen in the graph.

- The National Call Center continues operations for 24 hours daily.
- Today (21/03/2022), **311** calls were answered.

Table 4: Number of people in quarantine 21 March 2022

Region	Newly quarantined 24 hours	Cumulative number	Number discharged	Number in quarantine now
Erongo	0	7331	7295	36
Hardap	0	3263	3263	0
Kavango (East and West)	0	1686	1673	13
Khomas	0	3767	3767	0
Kharas	0	10000	10000	0
Kunene	0	6493	6493	0
Ohangwena	0	924	924	0
Omaheke	0	19973	19953	20
Omusati	0	3999	3995	4
Oshana	0	400	400	0
Oshikoto	0	27856	27821	35
Otjozondjupa	0	1932	1932	0
Zambezi	0	2184	2148	36
Total	0	89808	89664	144

- Since March 2020, **89 808** people have been placed into quarantine around the country.
- A total of **144** people are currently in quarantine, with no new admissions.

**Table 3: COVID-19 specimen recorded at the Laboratories
21 March 2022**

VARIABLES	TOTAL
Total samples received by the Laboratory	976 440
Total samples tested	958 089
Total samples re-tested	18 234
Total positive results	157 545
Total negative results	800 465
Total samples discarded	117
Invalid results	0
Total pending results	0
Indeterminant/Inconclusive	79
Suspected cases in 24 hours (excluding re-tests)	530

➤ The laboratory testing capacity has been enhanced; with a total of twenty-three (23) laboratories carrying out the testing of samples: NIP, Path-Care, UNAM Molecular, Central Veterinary Laboratory, Namib Poultry, NAMDEB, NamPath, Namibia Central Pathology, DiagnoLab, High Care, Alpha Medical Laboratory, Des-Jo Medical Test Centre, ProQuest Diagnostic Laboratory, MAXI, Medlink Laboratory Services, Biotech Medical, Covisure, Star Care, Soweto Medical Center, Hosea Kutako International Airport & Oshana Med Laboratory .

➤ To date, 976 453 tests (including 18 234 re-tests) have been conducted by authorized laboratories.

➤ Since the beginning of the outbreak, 168 702 contacts of confirmed cases have been identified, 2 new contacts were identified within the last 24 hours from 5 regions.

➤ Cumulatively, 166 998 contacts have completed their monitoring period, while 299 contacts are lost to follow-up and a total of 28 578 (18%) contacts of confirmed cases have tested positive.

➤ Today, 25 (24%) out of 106 active contacts were monitored.

- Of the total confirmed cases, 94 855 (60%) are in the 20-49 years age-brackets which constitutes the majority of the recorded cases.
- A total of 24 929 (16%) of the confirmed cases are among the 5-19 years category.
- A total of 18 156 (12%) of the confirmed cases are among the 50 - 59 years group.
- The under 5 years age group make up 3 489 (2%) of the total cases whereas, 16 116 (10%) are above 60 years of age.

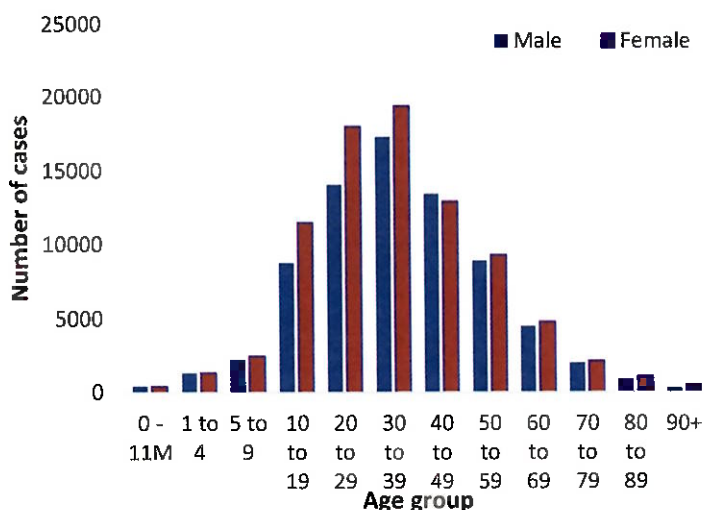


Figure 1: Age and Sex distribution of COVID-19 confirmed cases, 21 March 2022

Table 2: The current distribution for hospitalization of confirmed cases by region, 21 March 2022

Region	Hospitalized confirmed cases		Vaccinated		Intensive Care Unit		Vaccinated	
	Current	Previous	1 st dose	2 nd dose	Current	Previous	1 st dose	2 nd dose
Erongo	2	2	0	0	0	0	0	0
Hardap	2	2	0	1	0	0	0	0
ǀKaras	0	0	0	0	0	0	0	0
Kavango East	0	0	0	0	0	0	0	0
Kavango West	0	0	0	0	0	0	0	0
Khomas	6	6	0	1	4	4	0	0
Kunene	0	0	0	0	0	0	0	0
Oshana	0	0	0	0	0	0	0	0
Oshikoto	1	1	0	0	0	0	0	0
Otjozondjupa	0	0	0	0	0	0	0	0
Zambezi	0	0	0	0	0	0	0	0
Total	11	11	0	2	4	4	0	0

Table 6: Summary of COVID-19 vaccine 3rd doses administered, 21 March 2022

Region	Cumulative no. of persons vaccinated			
	Sinopharm	AstraZeneca	Pfizer	Booster Doses J&J
Erongo	1 641	601	2 872	348
Hardap	2 042	385	966	203
Kharas	830	167	330	66
Kavango East	527	193	247	434
Kavango West	535	247	267	302
Khomas	2 545	888	5 264	614
Kunene	1 482	376	579	454
Ohangwena	283	82	22	59
Omaheke	397	152	144	61
Omusati	873	308	446	64
Oshana	1 185	196	595	192
Oshikoto	807	168	217	57
Otjozondjupa	1 653	453	924	6
Zambezi	445	38	105	151
Total	15 245	4 254	12 978	3 011

Table 5: Summary of COVID-19 vaccine doses administered, 21 March 2022

Region	Cumulative no. of persons vaccinated with doses of Sinopharm, AstraZeneca, Sputnik V, Pfizer and Jassen & Johnson		Targeted Population	Vaccination Coverage (%)	Cumulative no. of Healthcare Workers vaccinated with doses of Sinopharm, AstraZeneca, Sputnik V, Pfizer and Jassen & Johnson	
	1 st doses	Fully vaccinated			1 st doses	Fully vaccinated
Erongo	41 826	37 200	161 966	23%	1 432	1 095
Hardap	27 580	23 929	69 121	35%	541	447
Kharas	22 909	19 388	69 786	28%	815	491
Kavango East	38 027	27 477	105 223	26%	1 264	1 011
Kavango West	28 129	21 083	57 210	37%	434	388
Khomas	100 790	88 520	362 620	24%	4 065	3 055
Kunene	26 825	22 089	72 991	30%	678	526
Ohangwena	28 329	24 410	174 546	14%	855	684
Omaheke	19 764	15 421	53 002	29%	379	272
Omusati	27 677	24 447	179 370	14%	1 000	790
Oshana	23 540	20 992	143 395	15%	1 612	1 331
Oshikoto	22 775	20 561	144 912	14%	881	770
Otjozondjupa	33 710	30 032	112 119	27%	911	666
Zambezi	8 405	7 725	73 010	11%	662	614
Total	450 291	383 274	1 779 271	22%	15 529	12 140

PUBLIC HEALTH ACTION (S)

- The COVID-19 vaccination programme is ongoing throughout the country.
- Public Health measures continue to be enforced as the situation is closely monitored.
- The government and development partners continue to prioritize the continuation of essential health services.


CHALLENGES

Slow vaccine uptake among members of the public, and circulation of anti-vaccination information.

RECOMMENDATIONS

Encourage the public to get vaccinated and strengthen community health awareness to counteract anti-vaccination information in circulation.




APPROVED



INCIDENT MANAGER
21 MARCH 2022



SECRETARIAT

For enquiries, please contact
Namibia Public Health Emergency Operations Centre;
 PHEOC@mhss.gov.na
 0800 100 100
 0851 100 100