



NAMIBIA COVID-19 SITUATION REPORT NO. 695

Outbreak Name	COVID-19 outbreak	Country affected	Namibia
Date & Time	12.02.2022 17h00	Investigation start Date	13 March 2020
Prepared by	Surveillance Team		

HIGHLIGHTS/SITUATION UPDATE (12/02/2022)

CUMULATIVE	TOTAL TODAY
Tested 938 427	Tested 994
Confirmed 156 789	Confirmed 24
Active 761	Active 761
Recovered 152 018	Recovered 26
Vaccinated 1 st doses 432 784 2 nd doses 248 293 3 rd doses 20 735	Vaccinated 1 st doses 211 2 nd doses 159 3 rd doses 156
Deaths 3 995	Deaths 2

- A total of **156 789** cases have been recorded to-date, representing **6%** of the total population (**2 550 226**).
- More female cases **83 174 (53%)** have been recorded.
- Of the total confirmed cases, **5 315 (3%)** are Health Workers, with no new confirmation today.
 - 4 501 (85%) State; 806 (15%) Private, 8 (0.2%) Non-Governmental Organizations.
 - 5 287 (99%) recoveries and 25 (0.5%) deaths.
- The recovery rate now stands at **97%**.
- Khomas and Erongo regions reported the highest number of cases with **50 921 (32%)** and **22 559 (14%)** respectively.
- Of the total fatalities, **3 667 (92%)** are COVID-19 deaths while **328 (8%)** are COVID-19 related deaths.
- The case fatality rate now stands at **2.5%**.

Table 1: Distribution of confirmed COVID-19 cases by region, 12 February 2022

Region	Total cases daily	New reported re-infections	Total No. of cases	Active cases	Recoveries	Cumulative Deaths	Cumulative deaths with co-morbidities	Non-COVID deaths	Health Workers
Erongo	3	1	22 559	113	22 015	426	353	5	491
Hardap	0	0	8 381	8	8 108	265	168	0	160
Karas	1	1	9 924	20	9 744	160	137	0	295
Kavango East	0	0	6 342	107	6 007	226	131	2	285
Kavango West	0	0	842	3	816	23	21	0	48
Khomas	5	0	50 921	134	49 885	901	705	1	1 815
Kunene	0	0	4 982	6	4 825	151	107	0	151
Oshana	3	0	5 997	44	5 754	197	120	2	221
Omaheke	3	0	5 117	158	4 669	289	204	1	143
Omusati	1	0	7 555	32	7 183	340	209	0	265
Oshana	1	1	10 597	37	10 166	393	242	1	607
Oshikoto	3	0	7 887	36	7 642	207	159	2	365
Otjozondjupa	2	0	12 144	44	11 815	284	194	1	341
Zambezi	2	0	3 541	19	3 389	133	77	0	128
Total	24	3	156 789	761	152 018	3 995	2 826	15	5 315

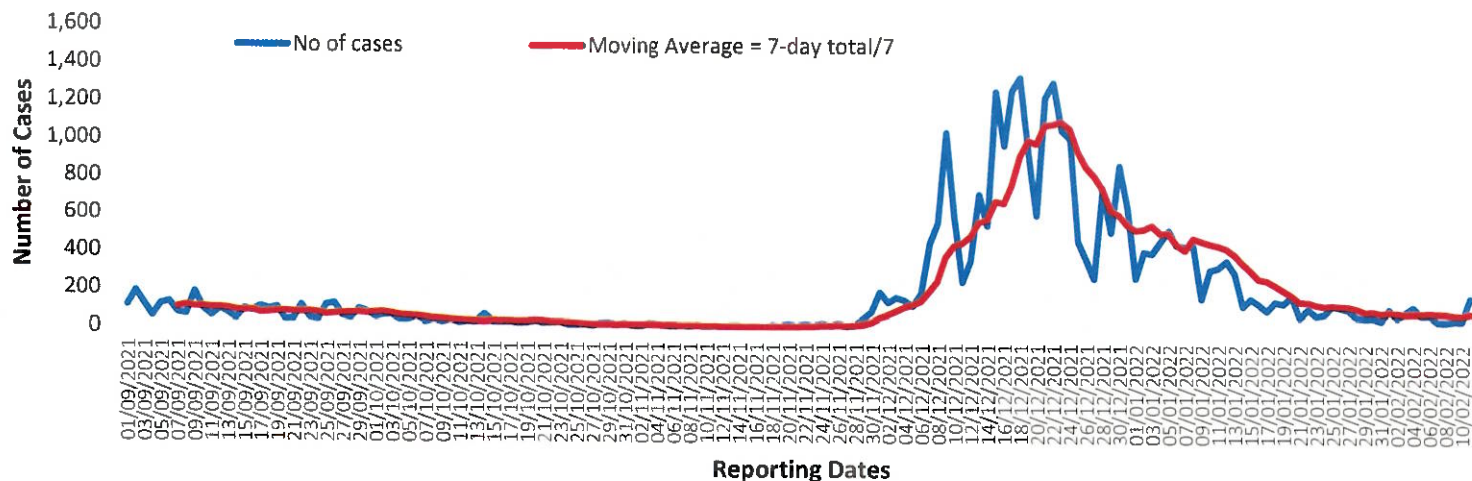


Figure 2: The 7 days moving average line chart for confirmed COVID-19 cases, 12 February 2022

- The highest peak of **12 787 (8%)** cases was recorded during week 25 of 2021 (Figure 3).
- The country has started seeing a gradual reduction in the average number of confirmed cases from 383 to 77 in epi-week 5.
- The number of cases have decreased in the last four weeks as seen in the graph.

- The National Call Center continues operations for 24 hours daily.
- Today (12/02/2022), **157** calls were answered.

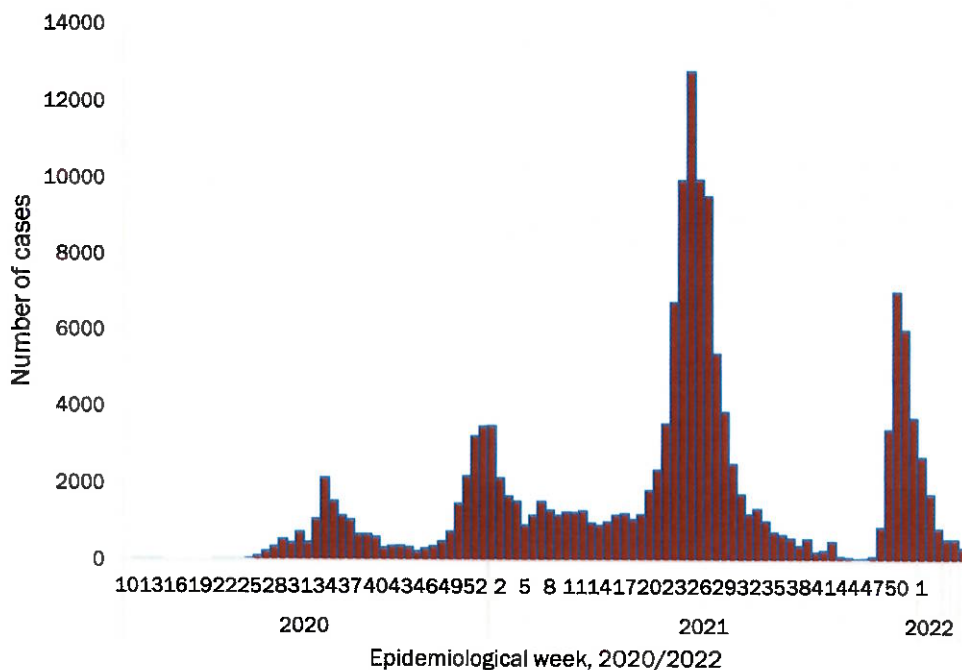


Figure 3: Epi-curve for confirmed COVID-19 cases, 12 February 2022

Table 4: Number of people in quarantine 12 February 2022

Region	Newly quarantined 24 hours	Cumulative number	Number discharged	Number in quarantine now
Erongo	20	6 993	6 949	44
Hardap	0	3 263	3 263	0
Kavango (East and West)	0	1 673	1 673	0
Khomas	0	3 763	3 754	9
Kharas	0	10 000	10 000	0
Kunene	0	6 493	6 493	0
Ohangwena	0	924	924	0
Omaheke	0	18 928	18 646	282
Omusati	0	3 947	3 936	11
Oshana	0	400	400	0
Oshikoto	33	27 239	27 175	64
Otjozondjupa	0	1 932	1 927	5
Zambezi	0	2 107	2 107	0
Total	53	87 662	87 247	415

- Since March 2020, **87 662** people have been placed into quarantine around the country.
- A total of **415** people are currently in quarantine, with **53** new admissions.

EPIDEMIOLOGICAL SITUATION IN NAMIBA

Table 2: The current distribution for hospitalization of confirmed cases by region, 12 February 2022

Region	Hospitalized confirmed cases		Vaccinated		Intensive Care Unit		Vaccinated	
	Current	Previous	1 st dose	2 nd dose	Current	Previous	1 st dose	2 nd dose
Erongo	8	8	0	3	0	0	0	0
Hardap	2	2	0	0	0	0	0	0
Kharas	0	0	0	0	0	0	0	0
Kavango East	5	5	0	0	0	0	0	0
Kavango West	1	1	0	0	0	0	0	0
Khomas	10	9	0	2	3	2	0	1
Kunene	0	0	0	0	0	0	0	0
Ohangwena	6	6	1	0	0	0	0	0
Omaheke	2	2	0	0	0	0	0	0
Omusati	9	9	0	0	0	0	0	0
Oshana	3	3	0	0	0	0	0	0
Oshikoto	6	6	0	0	1	1	0	0
Otjozondjupa	2	1	0	1	0	0	0	0
Zambezi	9	8	0	0	0	0	0	0
Total	63	60	1	5	4	3	0	1

- Of the total confirmed cases, **94 538 (60%)** are in the 20-49 years age-brackets which constitutes the majority of the recorded cases.
- A total of **24 702 (16%)** of the confirmed cases are among the 5-19 years category.
- A total of **18 075 (12%)** of the confirmed cases are among the 50 - 59 years group.
- The under 5 years age group make up **3 442 (2%)** of the total cases whereas, **16 014 (10%)** are above 60 years of age.

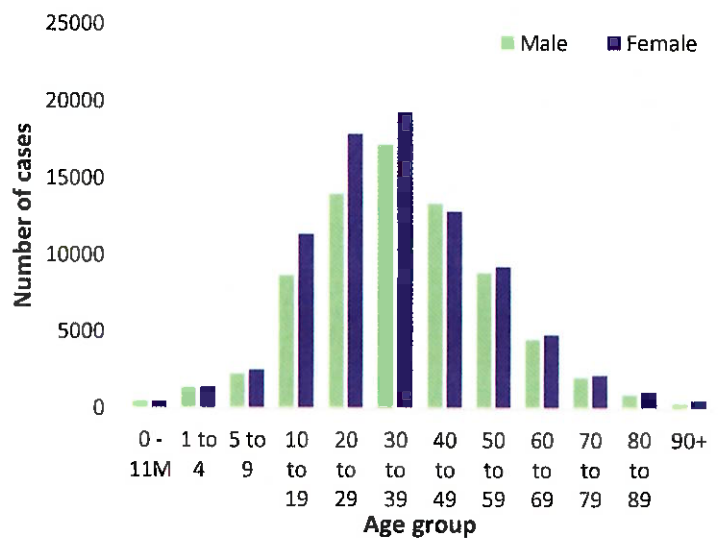


Figure 1: Age and Sex distribution of COVID-19 confirmed cases, 12 February 2022

Table 3: COVID-19 specimen recorded at the Laboratories 12 February 2022

VARIABLES	TOTAL
Total samples received by the Laboratory	938 550
Total samples tested	920 303
Total samples re-tested	18 130
Total positive results	156 789
Total negative results	763 465
Total samples discarded	117
Invalid results	0
Total pending results	0
Indeterminant/Inconclusive	49
Suspected cases in 24 hours (excluding re-tests)	986

- The laboratory testing capacity has been enhanced; with a total of twenty-three (23) laboratories carrying out the testing of samples: NIP, Path-Care, UNAM Molecular, Central Veterinary Laboratory, Namib Poultry, NAMDEB, NamPath, Namibia Central Pathology, DiagnoLab, High Care, Alpha Medical Laboratory, Des-Jo Medical Test Centre, ProQuest Diagnostic Laboratory, MAXI, Medlink Laboratory Services, Biotech Medical, Covisure, Star Care, Soweto Medical Center, Hosea Kutako International Airport & Oshana Med Laboratory .
- To date, **938 427** tests (including **18 130** re-tests) have been conducted by authorized laboratories.
- Since the beginning of the outbreak, **166 855** contacts of confirmed cases have been identified, **35** new contacts were identified within the last 24 hours from **8** regions.
- Cumulatively, **164 414** contacts have completed their monitoring period, while **299** contacts are lost to follow-up and a total of **28 508 (17%)** contacts of confirmed cases have tested positive.
- Today, **722 (91%)** out of **790** active contacts were monitored.

Table 5: Summary of COVID-19 vaccine doses administered, 12 February 2022

Region	Cumulative no. of persons vaccinated with doses of Sinopharm, AstraZeneca, Sputnik V, Pfizer and Jassen & Johnson		Targeted Population	Vaccination Coverage (%)	Cumulative no. of Healthcare Workers vaccinated with doses of Sinopharm, AstraZeneca, Sputnik V, Pfizer and Jassen & Johnson	
	1 st doses	Fully vaccinated			1 st doses	Fully vaccinated
Erongo	40 795	36 101	161 966	22%	1 415	1 077
Hardap	26 777	23 117	69 121	33%	525	432
Karas	21 921	18 328	69 786	26%	803	474
Kavango East	34 387	24 840	105 223	24%	1 253	998
Kavango West	24 610	18 768	57 210	33%	429	383
Khomas	98 699	86 198	362 620	24%	4 037	3 022
Kunene	25 933	21 219	72 991	29%	658	514
Ohangwena	27 788	23 689	174 546	14%	846	672
Omaheke	19 386	14 944	53 002	28%	374	270
Omusati	27 065	23 814	179 370	13%	998	788
Oshana	22 708	20 199	143 395	14%	1 593	1 310
Oshikoto	22 437	20 170	144 912	14%	863	740
Otjozondjupa	32 629	28 936	112 119	26%	896	650
Zambezi	7 649	6 949	73 010	10%	639	594
Total	432 784	367 272	1 779 271	21%	15 329	11 924

Table 6: Summary of COVID-19 vaccine 3rd doses administered, 12 February 2022

Region	Cumulative no. of persons vaccinated		
	Sinopharm	AstraZeneca	Pfizer
Erongo	1 063	254	2 198
Hardap	1 004	183	768
Karas	411	78	188
Kavango East	320	69	197
Kavango West	174	72	135
Khomas	1 895	584	4 161
Kunene	869	169	367
Ohangwena	146	18	5
Omaheke	131	50	45
Omusati	509	120	290
Oshana	790	96	432
Oshikoto	542	90	165
Otjozondjupa	992	288	662
Zambezi	125	19	60
Total	8 971	2 090	9 673

PUBLIC HEALTH ACTION (S)

- The COVID-19 vaccination programme is ongoing throughout the country.
- Public Health measures continue to be enforced as the situation is closely monitored.
- The government and development partners continue to prioritize the continuation of essential health services.

CHALLENGES

- Slow vaccine uptake among members of the public, and circulation of anti-vaccination information.

RECOMMENDATIONS

- Encourage the public to get vaccinated and strengthen community health awareness to counteract anti-vaccination information in circulation.


APPROVED



 INCIDENT MANAGER
 12 FEBRUARY 20227




SECRETARIAT

For enquiries, please contact
Namibia Public Health Emergency Operations Centre;

 PHEOC@mhss.gov.na

 0800 100 100

 0851 100 100