



**NAMIBIA COVID-19 SITUATION REPORT NO. 708**

<b>Outbreak Name</b>	COVID-19 outbreak	<b>Country affected</b>	Namibia
<b>Date &amp; Time</b>	25.02. 2022 17h00	<b>Investigation start Date</b>	13 March 2020
<b>Prepared by</b>	Surveillance Team		

**HIGHLIGHTS/SITUATION UPDATE (25/02/2022)**

**CUMULATIVE**

**Tested 953 850**

**Confirmed 157 193**

**Active 491**

**Recovered 152 680**

**Vaccinated**

1<sup>st</sup> doses 442 159 2<sup>nd</sup> doses 251 587 3<sup>rd</sup> doses 26 971

**Deaths 4 007**

**TOTAL TODAY**

**Tested 1810**

**Confirmed 60**

**Active 491**

**Recovered 28**

**Vaccinated**

1<sup>st</sup> doses 874 2<sup>nd</sup> doses 377 3<sup>rd</sup> doses 572

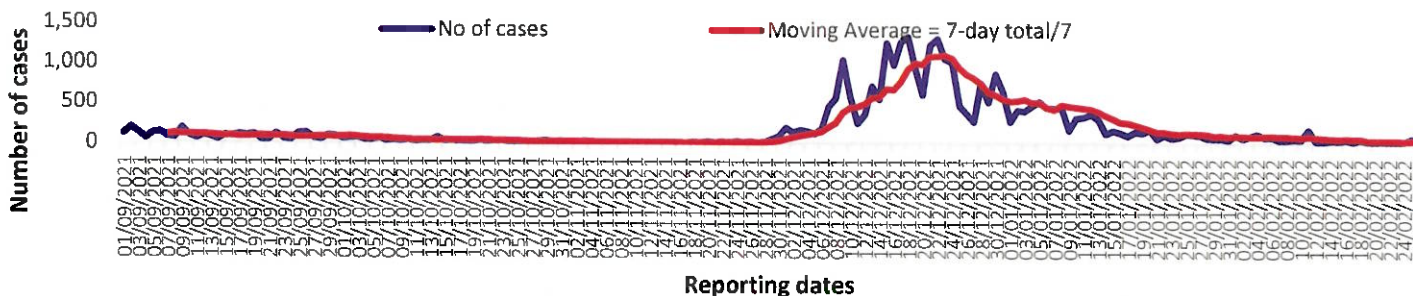
**Death 0**

- A total of **157 193** cases have been recorded to-date, representing **6%** of the total population (2 550 226).
- More female cases **83 378 (53%)** have been recorded.
- Of the total confirmed cases, **5 316 (3%)** are Health Workers, with no new confirmation today.
  - 4 502 (85%) State; 806 (15%) Private, 8 (0.2%) Non-Governmental Organizations.
  - 5 316 (100%) recoveries and 25 (0.5%) deaths.
- The recovery rate now stands at **97%**.
- Khomas and Erongo regions reported the highest number of cases with **50 992 (32%)** and **22 622 (14%)** respectively.
- Of the total fatalities, **3 679 (92%)** are COVID-19 deaths while **328 (8%)** are COVID-19 related deaths.
- The case fatality rate now stands at **2.5%**.

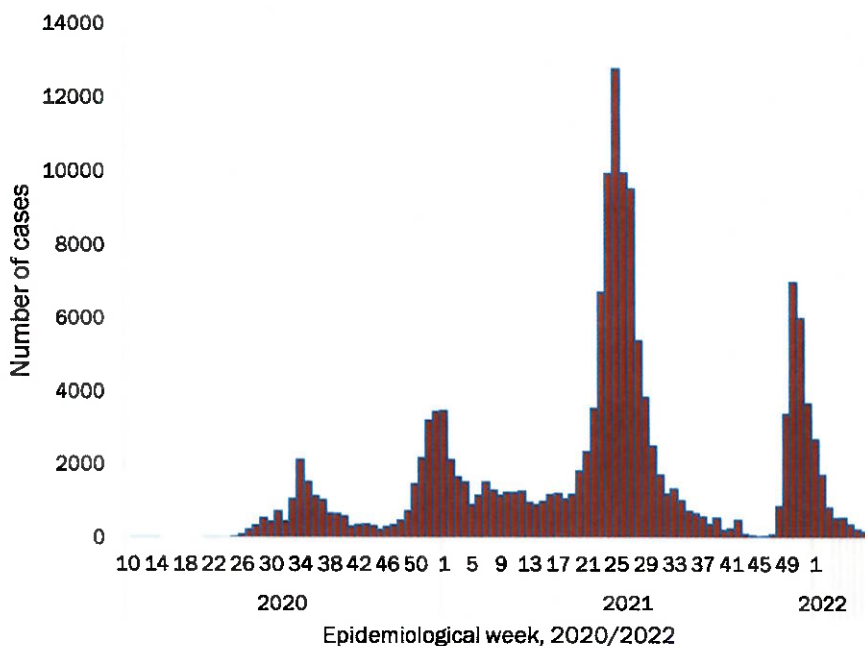
**Table 1: Distribution of confirmed COVID-19 cases by region, 25 February 2022**

Region	Total cases daily	New reported re-infections	Total No. of cases	Active cases	Recoveries	Cumulative Deaths	Cumulative deaths with co-morbidities	Non-COVID deaths	Health Workers
Erongo	5	0	22 622	176	22 015	426	353	5	491
Hardap	0	0	8 384	2	8 117	265	168	0	160
Kharas	0	0	9 933	7	9 766	160	137	0	295
Kavango East	0	0	6 350	1	6 120	227	131	2	285
Kavango West	0	0	842	1	818	23	21	0	48
Khomas	5	1	50 992	62	50 028	901	705	1	1 815
Kunene	2	0	4 994	4	4 837	153	108	0	151
Ohangwena	1	0	6 029	35	5 792	200	121	2	221
Omaheke	35	1	5 182	86	4 805	290	204	1	143
Omusati	3	0	7 582	18	7 222	342	210	0	265
Oshana	1	0	10 611	19	10 198	393	242	1	607
Oshikoto	0	0	7 916	26	7 680	208	159	2	365
Otjozondjupa	8	0	12 192	40	11 867	284	194	1	342
Zambezi	0	0	3 564	14	3 415	135	77	0	128
<b>Total</b>	<b>60</b>	<b>2</b>	<b>157 193</b>	<b>491</b>	<b>152 680</b>	<b>4 007</b>	<b>2 830</b>	<b>15</b>	<b>5 316</b>

## EPIDEMIOLOGICAL SITUATION IN NAMIBA



**Figure 2: The 7 days moving average line chart for confirmed COVID-19 cases, 25 February 2022**



- The highest peak of **12 787 (8%)** cases was recorded during week 25 of 2021 (Figure 3).
- The country has started seeing a gradual reduction in the average number of confirmed cases from 383 to 32 in epi-week 7.
- The number of cases have decreased in the last five weeks as seen in the graph.

- The National Call Center continues operations for 24 hours daily.
- Today (25/02/2022), **211** calls were answered.

**Figure 3: Epi-curve for confirmed COVID-19 cases, 25 February 2022**

**Table 4: Number of people in quarantine 25 February 2022**

Region	Newly quarantined 24 hours	Cumulative number	Number discharged	Number in quarantine now
Erongo	0	7 003	6 959	44
Hardap	0	3 263	3 263	0
Kavango (East and West)	0	1 686	1 673	13
Khomas	0	3 764	3 763	1
Kharas	0	10 000	10 000	0
Kunene	0	6 493	6 493	0
Ohangwena	0	924	924	0
Omaheke	0	19 597	19 212	385
Omusati	0	3 987	3 975	12
Oshana	0	400	400	0
Oshikoto	22	27 476	27 373	103
Otjozondjupa	0	1 932	1 932	0
Zambezi	0	2 184	2 148	36
<b>Total</b>	<b>22</b>	<b>88 709</b>	<b>88 115</b>	<b>594</b>

- Since March 2020, **88 709** people have been placed into quarantine around the country.
- A total of **594** people are currently in quarantine, with **22** new admissions.

**Table 3: COVID-19 specimen recorded at the Laboratories 25 February 2022**

VARIABLES	TOTAL
Total samples received by the Laboratory	953 845
Total samples tested	935 549
Total samples re-tested	18 179
Total positive results	157 193
Total negative results	778 300
Total samples discarded	117
Invalid results	0
Total pending results	0
Indeterminant/Inconclusive	56
Suspected cases in 24 hours (excluding re-tests)	1 804

➤ The laboratory testing capacity has been enhanced; with a total of twenty-three (23) laboratories carrying out the testing of samples: NIP, Path-Care, UNAM Molecular, Central Veterinary Laboratory, Namib Poultry, NAMDEB, NamPath, Namibia Central Pathology, DiagnoLab, High Care, Alpha Medical Laboratory, Des-Jo Medical Test Centre, ProQuest Diagnostic Laboratory, MAXI, Medlink Laboratory Services, Biotech Medical, Covisure, Star Care, Soweto Medical Center, Hosea Kutako International Airport & Oshana Med Laboratory .

➤ To date, **953 850** tests (including **18 179** re-tests) have been conducted by authorized laboratories.

➤ Since the beginning of the outbreak, **168 097** contacts of confirmed cases have been identified, **52** new contacts were identified within the last 24 hours from **10** regions.

➤ Cumulatively, **165 731** contacts have completed their monitoring period, while **299** contacts are lost to follow-up and a total of **28 545 (18%)** contacts of confirmed cases have tested positive.

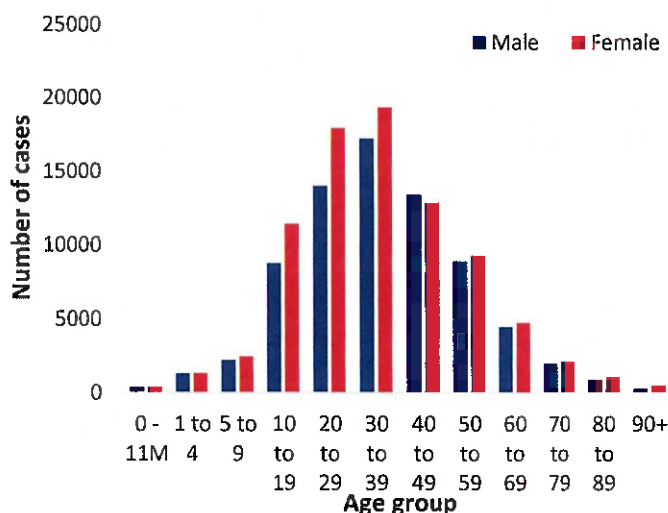
➤ Today, **648 (93%)** out of **693** active contacts were monitored.

➤ Of the total confirmed cases, **94 687 (60%)** are in the 20-49 years age-brackets which constitutes the majority of the recorded cases.

➤ A total of **24 829 (16%)** of the confirmed cases are among the 5-19 years category.

➤ A total of **18 130 (12%)** of the confirmed cases are among the 50 - 59 years group.

➤ The under 5 years age group make up **3 478 (2%)** of the total cases whereas, **16 069 (10%)** are above 60 years of age.



**Figure 1: Age and Sex distribution of COVID-19 confirmed cases, 25 February 2022**

**Table 2: The current distribution for hospitalization of confirmed cases by region, 25 February 2022**

Region	Hospitalized confirmed cases		Vaccinated		Intensive Care Unit		Vaccinated	
	Current	Previous	1 <sup>st</sup> dose	2 <sup>nd</sup> dose	Current	Previous	1 <sup>st</sup> dose	2 <sup>nd</sup> dose
Erongo	2	2	0	1	0	0	0	0
Hardap	0	0	0	0	0	0	0	0
ǀKaras	0	0	0	0	0	0	0	0
Kavango East	0	0	0	0	0	0	0	0
Kavango West	0	0	0	0	0	0	0	0
Khomas	3	2	0	1	2	2	0	0
Kunene	0	0	0	0	0	0	0	0
Ohangwena	7	6	0	0	0	0	0	0
Omaheke	0	0	0	0	0	0	0	0
Omusati	3	3	0	0	0	0	0	0
Oshana	5	4	0	0	0	0	0	0
Oshikoto	0	0	0	0	0	0	0	0
Otjozondjupa	0	0	0	0	0	0	0	0
Zambezi	1	7	0	0	0	0	0	0
<b>Total</b>	<b>21</b>	<b>24</b>	<b>0</b>	<b>2</b>	<b>2</b>	<b>2</b>	<b>0</b>	<b>0</b>

**Table 6: Summary of COVID-19 vaccine 3<sup>rd</sup> doses administered, 25 February 2022**

Region	Cumulative no. of persons vaccinated		
	Sinopharm	AstraZeneca	Pfizer
Erongo	1 417	580	2 402
Hardap	1 630	342	814
Kharas	593	150	268
Kavango East	443	183	219
Kavango West	328	224	178
Khomas	2 189	791	4 611
Kunene	1 358	320	576
Ohangwena	150	21	6
Omaheke	252	125	70
Omusati	675	282	335
Oshana	933	184	488
Oshikoto	654	140	171
Otjozondjupa	1 269	433	761
Zambezi	263	38	105
<b>Total</b>	<b>12 154</b>	<b>3 813</b>	<b>11 004</b>

**Table 5: Summary of COVID-19 vaccine doses administered, 25 February 2022**

Region	Cumulative no. of persons vaccinated with doses of Sinopharm, AstraZeneca, Sputnik V, Pfizer and Jassen & Johnson		Targeted Population	Vaccination Coverage (%)	Cumulative no. of Healthcare Workers vaccinated with doses of Sinopharm, AstraZeneca, Sputnik V, Pfizer and Jassen & Johnson	
	1 <sup>st</sup> doses	Fully vaccinated			1 <sup>st</sup> doses	Fully vaccinated
Erongo	41 519	36 879	161 966	23%	1 427	1 091
Hardap	27 086	23 445	69 121	34%	539	445
Kharas	22 339	18 810	69 786	27%	803	474
Kavango East	36 648	26 365	105 223	25%	1 255	1 002
Kavango West	26 771	20 021	57 210	34%	432	386
Khomas	99 654	87 269	362 620	24%	4 047	3 031
Kunene	26 669	21 952	72 991	30%	658	514
Ohangwena	27 810	23 726	174 546	14%	846	673
Omaheke	19 579	15 184	53 002	28%	374	270
Omusati	27 361	24 136	179 370	13%	1 000	790
Oshana	23 004	20 542	143 395	14%	1 605	1 322
Oshikoto	22 585	20 361	144 912	14%	863	740
Otjozondjupa	33 194	29 553	112 119	26%	896	651
Zambezi	7 940	7 245	73 010	10%	647	600
<b>Total</b>	<b>442 159</b>	<b>375 488</b>	<b>1 779 271</b>	<b>21%</b>	<b>15 392</b>	<b>11 989</b>

**PUBLIC HEALTH ACTION (S)**

- The COVID-19 vaccination programme is ongoing throughout the country.
- Public Health measures continue to be enforced as the situation is closely monitored.
- The government and development partners continue to prioritize the continuation of essential health services.

**CHALLENGES**

Slow vaccine uptake among members of the public, and circulation of anti-vaccination information.


**RECOMMENDATIONS**

Encourage the public to get vaccinated and strengthen community health awareness to counteract anti-vaccination information in circulation.

APPROVED



INCIDENT MANAGER  
25 FEBRUARY 2022



SECRETARIAT

For enquiries, please contact  
Namibia Public Health Emergency Operations Centre;

 [PHEOC@mhss.gov.na](mailto:PHEOC@mhss.gov.na)

 0800 100 100

 0851 100 100