



NAMIBIA COVID-19 SITUATION REPORT NO. 713

Outbreak Name	COVID-19 outbreak	Country affected	Namibia
Date & Time	02.03 2022 17h00	Investigation start Date	13 March 2020
Prepared by	Surveillance Team		

HIGHLIGHTS/SITUATION UPDATE (02/03/2022)

CUMULATIVE

Tested 958 170

Confirmed 157 284

Active 453

Recovered 152 806

Vaccinated

1st doses 444 199 2nd doses 252 463 3rd doses 28 085

Deaths 4 010

TOTAL TODAY

Tested 728

Confirmed 9

Active 453

Recovered 19

Vaccinated

1st doses 373 2nd doses 75 3rd doses 229

Deaths 1

- A total of **157 284** cases have been recorded to-date, representing **6%** of the total population (**2 550 226**).
- More female cases **83 434 (53%)** have been recorded.
- Of the total confirmed cases, **5 320 (3%)** are Health Workers, with no new confirmation today.
 - 4 505 (85%) State; 807 (15%) Private, 8 (0.2%) Non-Governmental Organizations.
 - 5 316 (100%) recoveries and 25 (0.5%) deaths.
- The recovery rate now stands at **97%**.
- Khomas and Erongo regions reported the highest number of cases with **51 013 (32%)** and **22 645 (14%)** respectively.
- Of the total fatalities, **3 681 (92%)** are COVID-19 deaths while **329 (8%)** are COVID-19 related deaths.
- The case fatality rate now stands at **2.5%**.

Table 1: Distribution of confirmed COVID-19 cases by region, 02 March 2022

Region	New cases	New re-infections	Cummulative re-infection	Total No. of cases	Active cases	Recoveries	Cumulative Deaths	Cumulative deaths with co-morbidities	Non-COVID deaths	Health Workers
Erongo	1	0	358	22 645	199	22 015	426	353	5	493
Hardap	0	0	67	8 384	0	8 119	265	168	0	160
ǀKharas	1	0	187	9 935	6	9 769	160	137	0	295
Kavango East	0	0	50	6 350	1	6 120	227	131	2	285
Kavango West	0	0	4	842	1	818	23	21	0	48
Khomas	4	0	887	51 013	82	50 029	901	705	1	1 816
Kunene	0	0	53	4 994	4	4 837	153	108	0	151
Oshana	0	0	42	6 039	41	5 793	203	123	2	221
Omaheke	0	0	60	5 184	38	4 855	290	204	1	143
Omusati	0	0	42	7 584	13	7 229	342	210	0	265
Oshana	0	0	92	10 615	10	10 211	393	242	1	607
Oshikoto	1	0	57	7 935	25	7 700	208	159	2	366
Otjozondjupa	2	0	159	12 200	25	11 890	284	194	1	342
Zambezi	0	0	23	3 564	8	3 421	135	77	0	128
Total	9	0	2 081	157 284	453	152 806	4 010	2 832	15	5 320

EPIDEMIOLOGICAL SITUATION IN NAMIBA

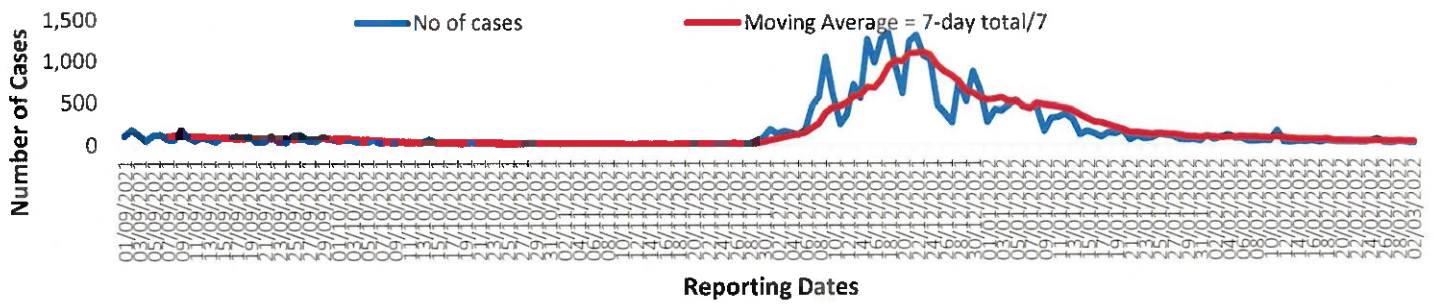
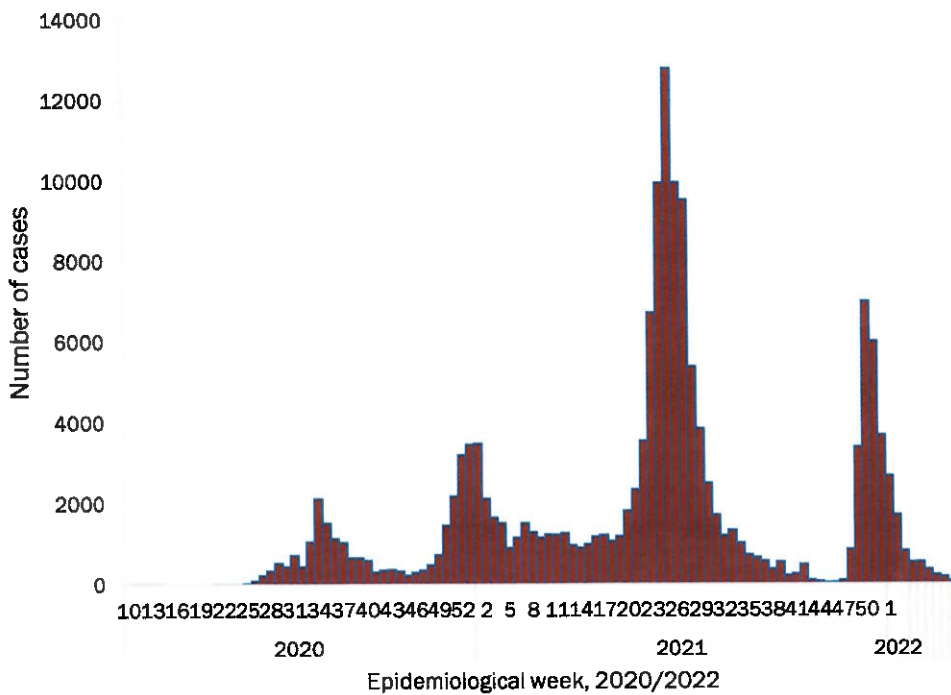


Figure 2: The 7 days moving average line chart for confirmed COVID-19 cases, 02 March 2022



- The highest peak of **12 787 (8%)** cases was recorded during week 25 of 2021 (Figure 3).
- The country has started seeing a gradual reduction in the average number of confirmed cases from 1424 to 29 from epi-week 26 to 40 of 2021.
- Another peak of **7005** cases was recorded in week 50 of 2021.
- The number of cases have decreased in the last seven weeks as seen in the graph.

- The National Call Center continues operations for 24 hours daily.
- Today (02/03/2022), **188** calls were answered.

Figure 3: Epi-curve for confirmed COVID-19 cases, 02 March 2022

Table 4: Number of people in quarantine 02 March 2022

Region	Newly quarantined 24 hours	Cumulative number	Number discharged	Number in quarantine now
Erongo	0	7 003	6 969	34
Hardap	0	3 263	3 263	0
Kavango (East and West)	0	1 686	1 673	13
Khomas	0	3 764	3 764	0
Kharas	0	10 000	10 000	0
Kunene	0	6 493	6 493	0
Ohangwena	0	924	924	0
Omaheke	43	19 660	19 461	199
Omusati	0	3 990	3 981	9
Oshana	0	400	400	0
Oshikoto	22	27 530	27 469	61
Otjozondjupa	0	1 932	1 932	0
Zambezi	0	2 184	2 148	36
Total	65	88 829	88 477	352

- Since March 2020, **88 829** people have been placed into quarantine around the country.
- A total of **352** people are currently in quarantine, with no new admissions.

**Table 3: COVID-19 specimen recorded at the Laboratories
02 March 2022**

VARIABLES	TOTAL
Total samples received by the Laboratory	958 165
Total samples tested	939 854
Total samples re-tested	18 194
Total positive results	157 284
Total negative results	782 506
Total samples discarded	117
Invalid results	0
Total pending results	0
Indeterminant/Inconclusive	64
Suspected cases in 24 hours (excluding re-tests)	725

➤ The laboratory testing capacity has been enhanced; with a total of twenty-three (23) laboratories carrying out the testing of samples: NIP, Path-Care, UNAM Molecular, Central Veterinary Laboratory, Namib Poultry, NAMDEB, NamPath, Namibia Central Pathology, DiagnoLab, High Care, Alpha Medical Laboratory, Des-Jo Medical Test Centre, ProQuest Diagnostic Laboratory, MAXI, Medlink Laboratory Services, Biotech Medical, Covisure, Star Care, Soweto Medical Center, Hosea Kutako International Airport & Oshana Med Laboratory .

➤ To date, **958 170** tests (including **18 194** re-tests) have been conducted by authorized laboratories.

➤ Since the beginning of the outbreak, **168 199** contacts of confirmed cases have been identified, **5** new contacts were identified within the last 24 hours from **11** regions.

➤ Cumulatively, **165 961** contacts have completed their monitoring period, while **299** contacts are lost to follow-up and a total of **28 554 (18%)** contacts of confirmed cases have tested positive.

➤ Today, **230 (49%)** out of **468** active contacts were monitored.

- Of the total confirmed cases, **94 716 (60%)** are in the 20-49 years age-brackets which constitutes the majority of the recorded cases.
- A total of **24 872 (16%)** of the confirmed cases are among the 5-19 years category.
- A total of **18 136 (12%)** of the confirmed cases are among the 50 - 59 years group.
- The under 5 years age group make up **3 480 (2%)** of the total cases whereas, **16 080 (10%)** are above 60 years of age.

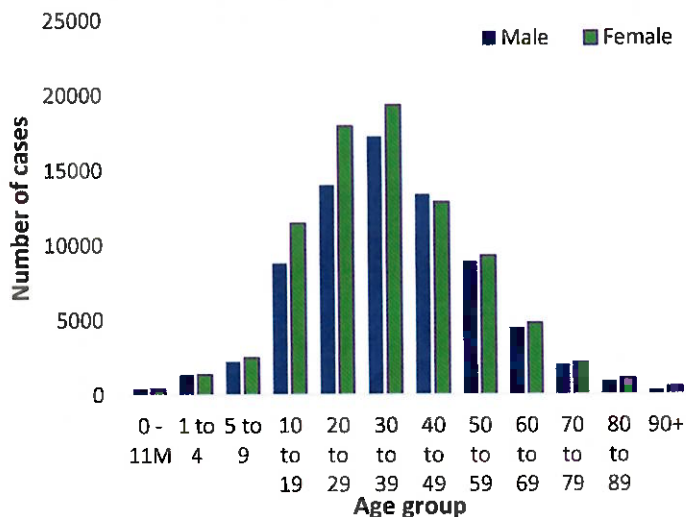


Figure 1: Age and Sex distribution of COVID-19 confirmed cases, 02 March 2022

Table 2: The current distribution for hospitalization of confirmed cases by region, 02 March 2022

Region	Hospitalized confirmed cases		Vaccinated		Intensive Care Unit		Vaccinated	
	Current	Previous	1 st dose	2 nd dose	Current	Previous	1 st dose	2 nd dose
Erongo	2	2	0	1	0	0	0	0
Hardap	0	0	0	0	0	0	0	0
ǀKaras	0	0	0	0	0	0	0	0
Kavango East	1	0	0	0	0	0	0	0
Kavango West	0	0	0	0	0	0	0	0
Khomas	7	7	0	1	4	5	0	0
Kunene	2	2	0	0	0	0	0	0
Ohangwena	4	5	0	0	0	0	0	0
Omaheke	0	0	0	0	0	0	0	0
Omusati	3	3	0	0	0	0	0	0
Oshana	5	5	0	1	0	0	0	0
Oshikoto	0	0	0	0	0	0	0	0
Otjozondjupa	0	1	0	0	0	0	0	0
Zambezi	0	0	0	0	0	0	0	0
Total	24	25	0	3	4	5	0	0

Table 6: Summary of COVID-19 vaccine 3rd doses administered, 02 March 2022

Region	Cumulative no. of persons vaccinated		
	Sinopharm	AstraZeneca	Pfizer
Erongo	1 458	601	2 462
Hardap	1 711	365	829
Kharas	637	161	275
Kavango East	454	192	222
Kavango West	385	245	184
Khomas	2 264	866	4 731
Kunene	1 429	376	579
Ohangwena	150	21	6
Omaheke	278	150	79
Omusati	719	295	345
Oshana	961	196	497
Oshikoto	686	158	176
Otjozondjupa	1 290	444	766
Zambezi	299	38	105
Total	12 721	4 108	11 256

Table 5: Summary of COVID-19 vaccine doses administered, 02 March 2022

Region	Cumulative no. of persons vaccinated with doses of Sinopharm, AstraZeneca, Sputnik V, Pfizer and Jassen & Johnson		Targeted Population	Vaccination Coverage (%)	Cumulative no. of Healthcare Workers vaccinated with doses of Sinopharm, AstraZeneca, Sputnik V, Pfizer and Jassen & Johnson	
	1 st doses	Fully vaccinated			1 st doses	Fully vaccinated
Erongo	41 587	36 942	161 966	23%	1 427	1 091
Hardap	27 146	23 523	69 121	34%	540	446
Kharas	22 480	18 961	69 786	27%	803	474
Kavango East	37 202	26 905	105 223	26%	1255	1 002
Kavango West	27 219	20 248	57 210	35%	432	386
Khomas	99 891	87 507	362 620	24%	4 049	3 032
Kunene	26 790	22 055	72 991	30%	658	514
Ohangwena	27 810	23 726	174 546	14%	846	673
Omaheke	19 610	15 217	53 002	29%	374	270
Omusati	27 465	24 231	179 370	14%	1 000	790
Oshana	23 056	20 603	143 395	14%	1 606	1 322
Oshikoto	22 641	20 420	144 912	14%	863	740
Otjozondjupa	33 243	29 602	112 119	26%	896	651
Zambezi	8 059	7 380	73 010	10%	649	601
Total	444 199	377 320	1 779 271	21%	15 398	11 992

PUBLIC HEALTH ACTION (S)

- The COVID-19 vaccination programme is ongoing throughout the country.
- Public Health measures continue to be enforced as the situation is closely monitored.
- The government and development partners continue to prioritize the continuation of essential health services.

CHALLENGES

Slow vaccine uptake among members of the public, and circulation of anti-vaccination information.

RECOMMENDATIONS

Encourage the public to get vaccinated and strengthen community health awareness to counteract anti-vaccination information in circulation.

APPROVED

[Signature]


INCIDENT MANAGER
02 MARCH 2022

[Signature]

SECRETARIAT

For enquiries, please contact
Namibia Public Health Emergency Operations Centre;

 PHEOC@mhss.gov.na

 0800 100 100

 0851 100 100