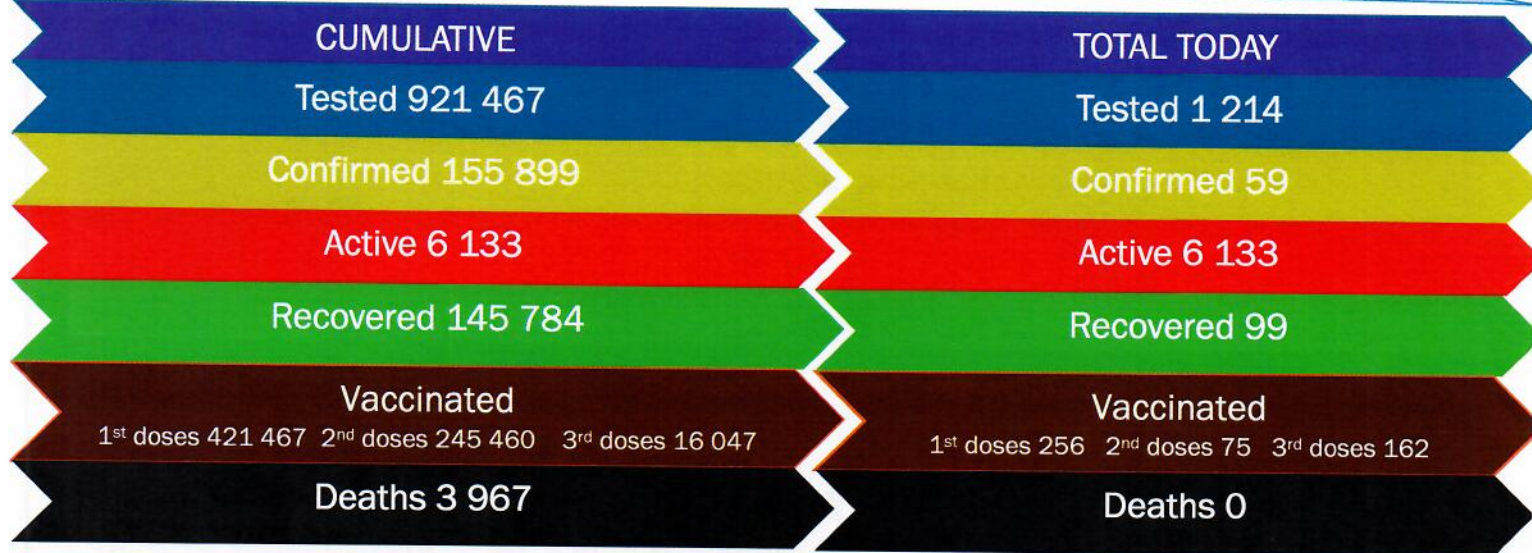




NAMIBIA COVID-19 SITUATION REPORT NO. 682

Outbreak Name	COVID-19 outbreak	Country affected	Namibia
Date & Time	30.01. 2022 17h00	Investigation start Date	13 March 2020
Prepared by	Surveillance Team		

HIGHLIGHTS/SITUATION UPDATE (30/01/2022)



- A total of **155 899** cases have been recorded to-date, representing **6%** of the total population (**2 550 226**).
- More female cases **82 720 (53%)** have been recorded.
- Of the total confirmed cases, **5 280 (3%)** are Health Workers, with **1** new confirmation today.
 - 4 469 (85%) State; 803 (15%) Private, 8 (0.2%) Non-Governmental Organizations.
 - 5 261 (99%) recoveries and 25 (0.5%) deaths.
- The recovery rate now stands at **93.5%**.
- Khomas and Erongo regions reported the highest number of cases with **50 805 (33%)** and **22 486 (14%)** respectively.
- Of the total fatalities, **3 643 (92%)** are COVID-19 deaths while **324 (8%)** are COVID-19 related deaths.
- The case fatality rate now stands at **2.5%**.

Table 1: Distribution of confirmed COVID-19 cases by region, 30 January 2022

Region	Total cases daily	New reported re-infections	Total No. of cases	Active cases	Recoveries	Cumulative Deaths	Cumulative deaths with co-morbidities	Non-COVID deaths	Health Workers
Erongo	7	0	22 486	3 628	18 427	426	353	5	491
Hardap	1	0	8 370	8	8 098	264	166	0	160
Kharas	3	0	9 892	134	9 599	159	136	0	295
Kavango East	0	0	6 235	390	5 618	225	130	2	265
Kavango West	0	0	838	20	795	23	21	0	48
Khomas	8	0	50 805	1 368	48 539	897	703	1	1 811
Kunene	3	0	4 968	32	4 788	148	106	0	150
Ohangwena	2	0	5 953	74	5 684	193	118	2	219
Omaheke	21	0	4 846	53	4 503	289	204	1	142
Omusati	3	0	7 501	107	7 064	330	202	0	265
Oshana	5	0	10 565	62	10 112	390	239	1	606
Oshikoto	2	0	7 843	9	7 625	207	159	2	365
Otjozondjupa	4	0	12 087	91	11 711	284	194	1	339
Zambezi	0	0	3 510	157	3 221	132	76	0	124
Total	59	0	155 899	6 133	145 784	3 967	2 806	15	5 280

EPIDEMIOLOGICAL SITUATION IN NAMIBA

Table 2: The current distribution for hospitalization of confirmed cases by region, 30 January 2022

Region	Hospitalized confirmed cases		Vaccinated		Intensive Care Unit		Vaccinated	
	Current	Previous	1 st dose	2 nd dose	Current	Previous	1 st dose	2 nd dose
Erongo	14	14	1	4	2	2	0	0
Hardap	4	4	0	0	0	0	0	0
Kharas	2	2	0	0	0	0	0	0
Kavango East	8	11	0	0	0	0	0	0
Kavango West	0	0	0	0	0	0	0	0
Khomas	29	27	0	0	8	7	0	1
Kunene	10	10	0	6	0	0	0	0
Ohangwena	15	15	1	1	0	0	0	0
Omaheke	0	0	0	0	0	0	0	0
Omusati	17	17	0	0	0	0	0	0
Oshana	13	12	0	0	1	4	0	0
Oshikoto	6	5	0	0	4	3	0	0
Otjozondjupa	2	2	0	1	0	0	0	0
Zambezi	5	5	0	0	0	0	0	0
Total	125	124	2	12	15	16	0	1

- Of the total confirmed cases, **94 183 (60%)** are in the 20-49 years age-brackets which constitutes the majority of the recorded cases.
- A total of **24 342 (16%)** of the confirmed cases are among the 5-19 years category.
- A total of **17 998 (12%)** of the confirmed cases are among the 50 - 59 years group.
- The under 5 years age group make up **3 416 (2%)** of the total cases whereas, **15 946 (10%)** are above 60 years of age.

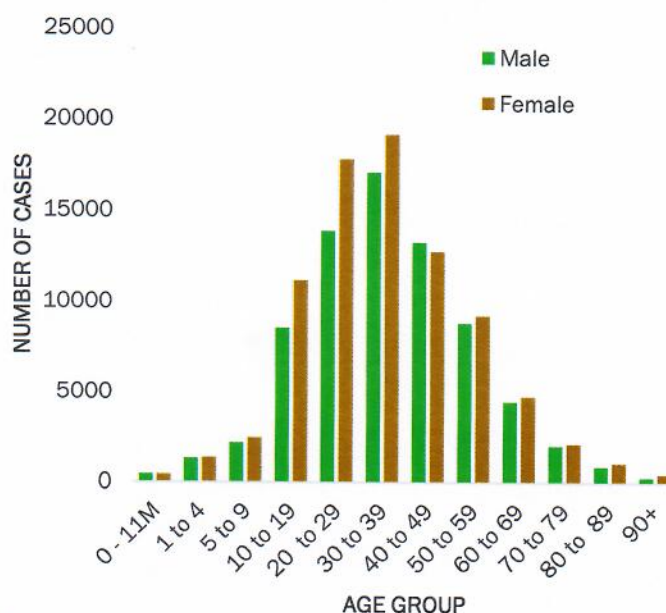


Figure 1: Age and Sex distribution of COVID-19 confirmed cases, 30 January 2022

- The laboratory testing capacity has been enhanced; with a total of twenty-one (21) laboratories carrying out the testing of samples: NIP, Path-Care, UNAM Molecular, Central Veterinary Laboratory, Namib Poultry, NAMDEB, NamPath, Namibia Central Pathology, DiagnoLab, High Care, Alpha Medical Laboratory, Des-Jo Medical Test Centre, ProQuest Diagnostic Laboratory, MAXI, Medlink Laboratory Services, Biotech Medical, Covisure, Star Care, Soweto Medical Center, Hosea Kutako International Airport & Oshana Med Laboratory .
- To date, **921 467** tests (including **17 985** re-tests) have been conducted by authorized laboratories.
- Since the beginning of the outbreak, **165 602** contacts of confirmed cases have been identified, **60** new contacts were identified within the last 24 hours from **5** regions.
- Cumulatively, **162 070** contacts have completed their monitoring period, while **299** contacts are lost to follow-up and a total of **28 197 (18%)** contacts of confirmed cases have tested positive.
- Today, **214 (12%)** out of **1 769** active contacts were monitored.

Table 3: COVID-19 specimen recorded at the Laboratories 30 January 2022

VARIABLES	TOTAL
Total samples received by the Laboratory	921 581
Total samples tested	903 479
Total samples re-tested	17 985
Total positive results	155 899
Total negative results	747 548
Total samples discarded	117
Invalid results	0
Total pending results	0
Indeterminant/Inconclusive	32
Suspected cases in 24 hours (excluding re-tests)	1 210

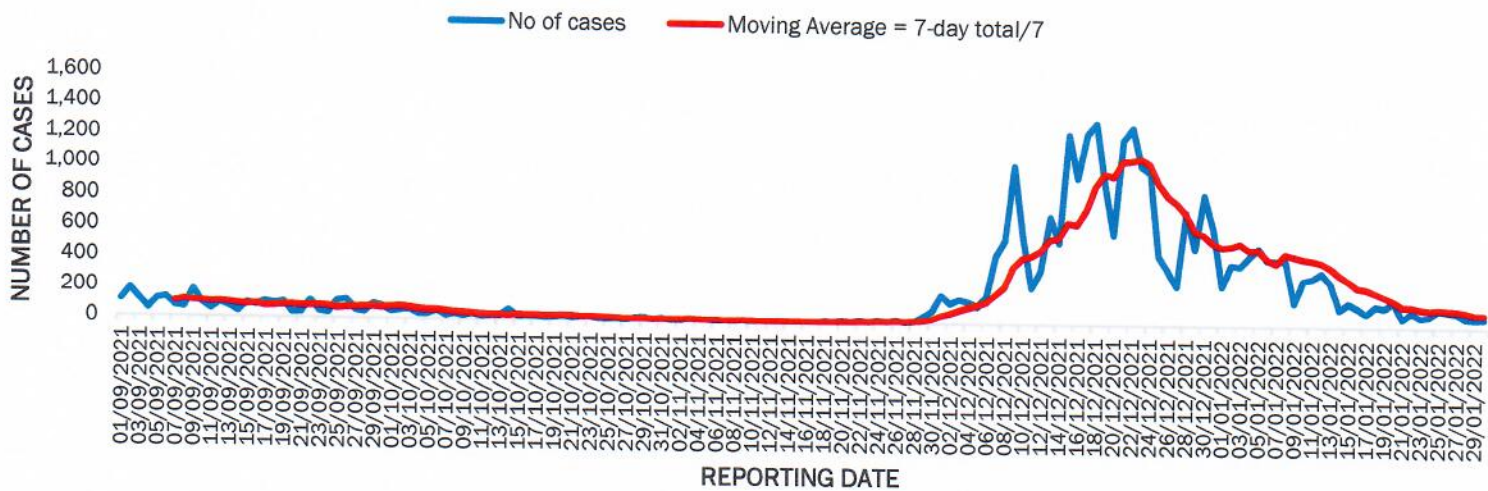


Figure 2: The 7 days moving average line chart for confirmed COVID-19 cases, 30 January 2022

- The highest peak of **12 787 (8%)** cases was recorded during week 25 of 2021 (Figure 3).
- The country has started seeing a gradual reduction in the average number of confirmed cases from 383 to 117 in epi-week 3.
- The number of cases have decreased in the last four weeks as seen in the graph.

- The National Call Center continues operations for 24 hours daily.
- Today (30/01/2022), **270** calls were answered.

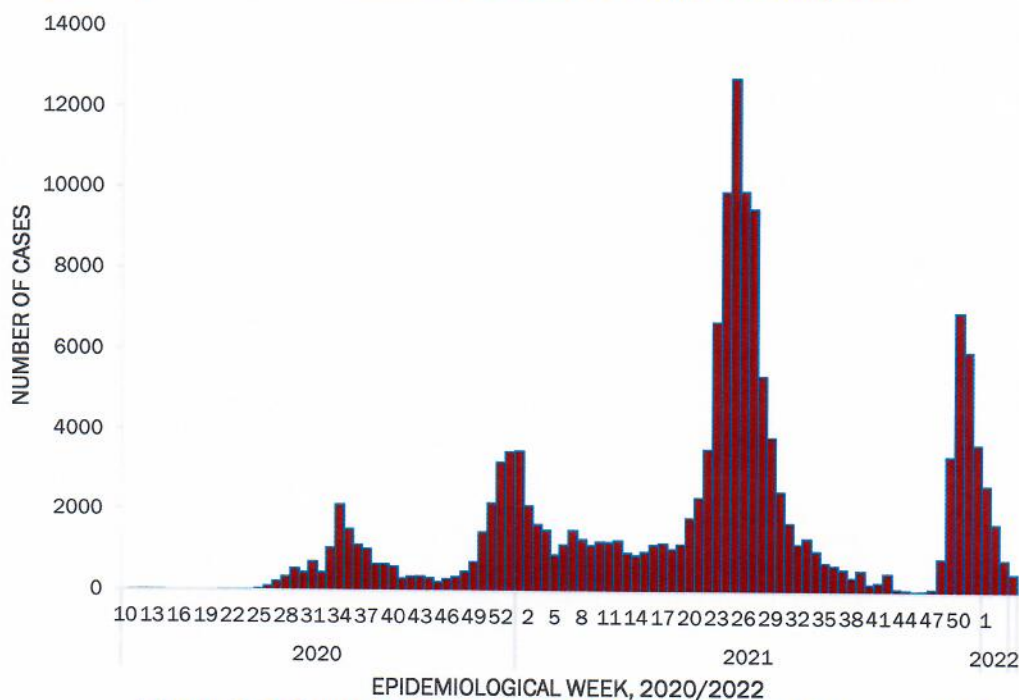


Figure 3: Epi-curve for confirmed COVID-19 cases, 30 January 2022

Table 4: Number of people in quarantine 30 January 2022

Region	Newly quarantined 24 hours	Cumulative number	Number discharged	Number in quarantine now
Erongo	0	6 949	6 949	0
Hardap	0	3 263	3 263	0
Kavango (East and West)	0	1 673	1 673	0
Khomas	1	3 754	3 753	1
Kharas	0	10 000	10 000	0
Kunene	0	6 493	6 493	0
Ohangwena	0	924	924	0
Omaheke	0	18 598	18 509	89
Omusati	4	3 880	3 859	21
Oshana	0	400	400	0
Oshikoto	0	26 972	26 919	53
Otjozondjupa	0	1 932	1 927	5
Zambezi	0	2 107	2 107	0
Total	5	86 945	86 776	169

- Since March 2020, **86 945** people have been placed into quarantine around the country.
- A total of **169** people are currently in quarantine, with **5** new admissions.

Table 5: Summary of COVID-19 vaccine doses administered, 30 January 2022

Region	Cumulative no. of persons vaccinated with doses of Sinopharm, AstraZeneca, Sputnik V, Pfizer and Jassen & Johnson		Targeted Population	Vaccination Coverage (%)	Cumulative no. of Healthcare Workers vaccinated with doses of Sinopharm, AstraZeneca, Sputnik V, Pfizer and Jassen & Johnson	
	1 st doses	Fully vaccinated			1 st doses	Fully vaccinated
Erongo	40 294	35 553	161 966	22%	1 415	1 077
Hardap	26 444	22 701	69 121	33%	525	432
Kharas	21 475	17 968	69 786	26%	803	474
Kavango East	31 276	23 131	105 223	22%	1 237	979
Kavango West	21 368	17 658	57 210	31%	426	381
Khomas	97 442	84 752	362 620	23%	4 035	3 013
Kunene	25 739	21 028	72 991	29%	658	514
Ohangwena	27 487	23 424	174 546	13%	834	661
Omaheke	19 066	14 664	53 002	28%	374	270
Omusati	26 852	23 557	179 370	13%	993	782
Oshana	22 360	19 858	143 395	14%	1 565	1 284
Oshikoto	22 262	19 965	144 912	14%	863	740
Otjondjupa	31 688	27 930	112 119	25%	879	646
Zambezi	7 600	6 898	73 010	9%	638	593
Total	421 353	359 087	1 779 271	20%	15 245	11 846

Table 6: Summary of COVID-19 vaccine 3rd doses administered, 30 January 2022

Region	Cumulative no. of persons vaccinated		
	Sinopharm	AstraZeneca	Pfizer
Erongo	864	80	1 959
Hardap	727	0	719
Kharas	325	24	174
Kavango East	212	2	138
Kavango West	96	0	112
Khomas	1 611	383	3 638
Kunene	601	17	319
Ohangwena	110	2	2
Omaheke	67	3	24
Omusati	398	23	251
Oshana	619	57	373
Oshikoto	446	39	156
Otjondjupa	659	61	583
Zambezi	109	5	59
Total	6 844	696	8 507

PUBLIC HEALTH ACTION (S)

- The COVID-19 vaccination programme is ongoing throughout the country.
- Public Health measures continue to be enforced as the situation is closely monitored.
- The government and development partners continue to prioritize the continuation of essential health services.

CHALLENGES

- Slow vaccine uptake among members of the public, and circulation of anti-vaccination information.


RECOMMENDATIONS

- Encourage the public to get vaccinated and strengthen community health awareness to counteract anti-vaccination information in circulation.

APPROVED




INCIDENT MANAGER
30 JANUARY 2022




SECRETARIAT

For enquiries, please contact

Namibia Public Health Emergency Operations Centre;

 PHEOC@mhss.gov.na

 0800 100 100

 0851 100 100