



**NAMIBIA COVID-19 SITUATION REPORT NO. 677**

<b>Outbreak Name</b>	COVID-19 outbreak	<b>Country affected</b>	Namibia
<b>Date &amp; Time</b>	24.01. 2022 17h00	<b>Investigation start Date</b>	13 March 2020
<b>Prepared by</b>	Surveillance Team		

**HIGHLIGHTS/SITUATION UPDATE (24/01/2022)**

CUMULATIVE	TOTAL TODAY
Tested 914 561	Tested 982
Confirmed 155 502	Confirmed 78
Active 6 363	Active 6 363
Recovered 145 187	Recovered 219
<b>Vaccinated</b> 1 <sup>st</sup> doses 415 480 2 <sup>nd</sup> doses 243 693 3 <sup>rd</sup> doses 13 756	<b>Vaccinated</b> 1 <sup>st</sup> doses 729 2 <sup>nd</sup> doses 342 3 <sup>rd</sup> doses 603
<b>Deaths 3 937</b>	<b>Deaths 13</b>

- A total of **155 502** cases have been recorded to-date, representing **6%** of the total population (**2 550 226**).
- More female cases **82 518 (53%)** have been recorded.
- Of the total confirmed cases, **5 270 (3%)** are Health Workers, with **3** new confirmation today.
  - 4 459 (85%) State; 803 (15%) Private, 8 (0.2%) Non-Governmental Organizations.
  - 5 240 (99%) recoveries and 25 (0.5%) deaths.
- The recovery rate now stands at **93.4%**.
- Khomas and Erongo regions reported the highest number of cases with **50 742 (33%)** and **22 446 (14%)** respectively.
- Of the total fatalities, **3 614 (92%)** are COVID-19 deaths while **323 (8%)** are COVID-19 related deaths.
- The case fatality rate now stands at **2.5%**.

**Table 1: Distribution of confirmed COVID-19 cases by region, 24 January 2022**

Region	Total cases daily	New reported re-infections	Total No. of cases	Active cases	Recoveries	Cumulative Deaths	Cumulative deaths with co-morbidities	Non-COVID deaths	Health Workers
Erongo	4	0	22 446	3 590	18 427	424	351	5	491
Hardap	0	0	8 365	46	8 055	264	166	0	160
Kharas	5	1	9 867	147	9 561	159	136	0	294
Kavango East	6	0	6 214	386	5 601	225	130	2	265
Kavango West	1	0	836	24	790	22	20	0	48
Khomas	6	2	50 742	1 349	48 496	896	701	1	1 809
Kunene	18	0	4 955	52	4 760	143	102	0	150
Ohangwena	8	1	5 927	149	5 585	191	116	2	219
Omaheke	1	0	4 810	25	4 496	288	203	1	141
Omusati	9	0	7 459	152	6 986	321	197	0	264
Oshana	7	0	10 527	166	9 973	387	236	1	605
Oshikoto	5	0	7 828	8	7 612	206	158	2	365
Otjozondjupa	0	1	12 027	96	11 647	283	193	1	336
Zambezi	8	0	3 499	173	3 198	128	74	0	123
<b>Total</b>	<b>78</b>	<b>5</b>	<b>155 502</b>	<b>6 363</b>	<b>145 187</b>	<b>3 937</b>	<b>2 783</b>	<b>15</b>	<b>5 270</b>

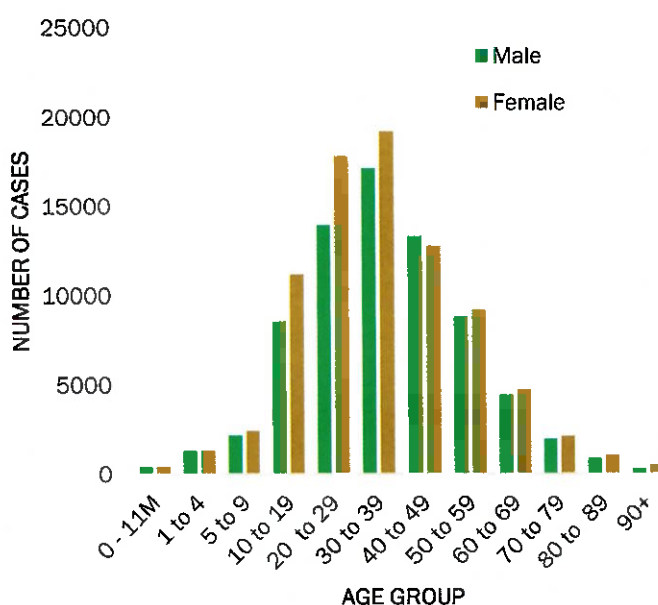


## EPIDEMIOLOGICAL SITUATION IN NAMIBA

**Table 2: The current distribution for hospitalization of confirmed cases by region, 24 January 2022**

Region	Hospitalized confirmed cases		Vaccinated		Intensive Care Unit		Vaccinated	
	Current	Previous	1 <sup>st</sup> dose	2 <sup>nd</sup> dose	Current	Previous	1 <sup>st</sup> dose	2 <sup>nd</sup> dose
Erongo	21	23	1	8	3	3	0	1
Hardap	4	4	0	0	0	0	0	0
Karas	1	2	0	0	0	0	0	0
Kavango East	12	10	0	0	0	0	0	0
Kavango West	1	1	0	0	0	0	0	0
Khomas	29	28	0	0	8	8	0	1
Kunene	13	11	0	6	0	0	0	0
Ohangwena	21	29	1	0	0	0	0	0
Omaheke	0	10	0	0	0	0	0	0
Omusati	20	41	0	0	0	0	0	0
Oshana	23	28	0	0	5	1	0	0
Oshikoto	11	16	0	0	9	11	0	0
Otjozondjupa	7	8	0	3	0	0	0	0
Zambezi	5	7	0	0	0	0	0	0
<b>Total</b>	<b>168</b>	<b>218</b>	<b>2</b>	<b>17</b>	<b>25</b>	<b>23</b>	<b>0</b>	<b>2</b>

- Of the total confirmed cases, **94 002 (60%)** are in the 20-49 years age-brackets which constitutes the majority of the recorded cases.
- A total of **24 247 (16%)** of the confirmed cases are among the 5-19 years category.
- A total of **17 960 (12%)** of the confirmed cases are among the 50 - 59 years group.
- The under 5 years age group make up **3 398 (2%)** of the total cases whereas, **15 883 (10%)** are above 60 years of age.

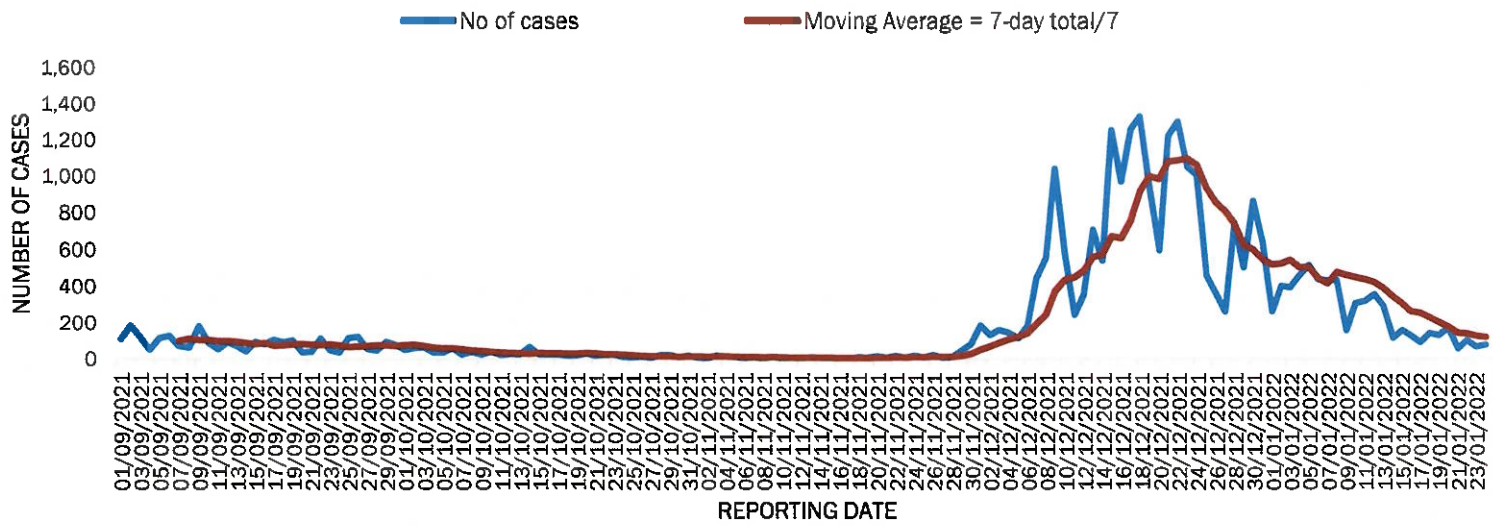


**Figure 1: Age and Sex distribution of COVID-19 confirmed cases, 24 January 2022**

- The laboratory testing capacity has been enhanced; with a total of twenty (20) laboratories carrying out the testing of samples: NIP, Path-Care, UNAM Molecular, Central Veterinary Laboratory, Namib Poultry, NAMDEB, NamPath, Namibia Central Pathology, DiagnoLab, High Care, Alpha Medical Laboratory, Des-Jo Medical Test Centre, ProQuest Diagnostic Laboratory, MAXI, Medlink Laboratory Services, Biotech Medical, Covisure, Star Care, Soweto Medical Center & Oshana Med Laboratory .
- To date, **914 561** tests (including **17 921** re-tests) have been conducted by authorized laboratories.
- Since the beginning of the outbreak, **164 199** contacts of confirmed cases have been identified, **475** new contacts were identified within the last 24 hours from **12** regions.
- Cumulatively, **161 127** contacts have completed their monitoring period, while **299** contacts are lost to follow-up and a total of **28 151 (18%)** contacts of confirmed cases have tested positive.
- Today, **851 (66%)** out of **1 283** active contacts were monitored.

**Table 3: COVID-19 specimen recorded at the Laboratories 24 January 2022**

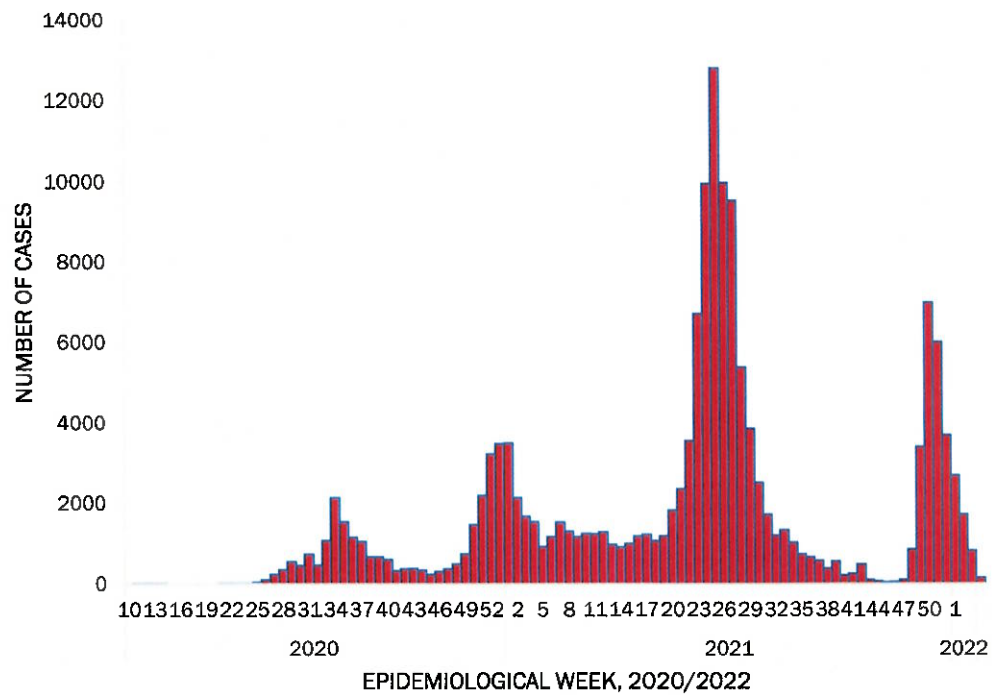
VARIABLES	TOTAL
Total samples received by the Laboratory	914 679
Total samples tested	896 640
Total samples re-tested	17 921
Total positive results	155 502
Total negative results	741 110
Total samples discarded	117
Invalid results	0
Total pending results	0
Indeterminant/Inconclusive	29
Suspected cases in 24 hours (excluding re-tests)	968



**Figure 2: The 7 days moving average line chart for confirmed COVID-19 cases, 24 January 2022**

- The highest peak of **12 787 (8%)** cases was recorded during week 25 of 2021 (Figure 3).
- The country has started seeing a gradual reduction in the average number of confirmed cases from 383 to 117 in epi-week 3.
- The number of cases have decreased in the last four weeks as seen in the graph.

- The National Call Center continues operations for 24 hours daily.
- Today (24/01/2022), **406** calls were answered.



**Figure 3: Epi-curve for confirmed COVID-19 cases, 24 January 2022**

**Table 4: Number of people in quarantine 24 January 2022**

Region	Newly quarantined 24 hours	Cumulative number	Number discharged	Number in quarantine now
Erongo	0	6 949	6 949	0
Hardap	0	3 263	3 263	0
Kavango (East and West)	0	1 673	1 673	0
Khomas	0	3 753	3 753	0
Kharas	0	10 000	10 000	0
Kunene	0	6 493	6 493	0
Ohangwena	0	924	924	0
Omaheke	35	18 533	18 437	96
Omusati	5	3 852	3 820	32
Oshana	0	400	400	0
Oshikoto	75	26 845	26 752	93
Otjozondjupa	0	1 932	1 927	5
Zambezi	0	2 107	2 107	0
<b>Total</b>	<b>115</b>	<b>86 724</b>	<b>86 498</b>	<b>226</b>

- Since March 2020, **86 724** people have been placed into quarantine around the country.
- A total of **226** people are currently in quarantine, with **115** new admissions.



**Table 5: Summary of COVID-19 vaccine doses administered, 24 January 2022**

Region	Cumulative no. of persons vaccinated with doses of Sinopharm, AstraZeneca, Sputnik V, Pfizer and Jassen & Johnson		Targeted Population	Vaccination Coverage (%)	Cumulative no. of Healthcare Workers vaccinated with doses of Sinopharm, AstraZeneca, Sputnik V, Pfizer and Jassen & Johnson	
	1 <sup>st</sup> doses	Fully vaccinated			1 <sup>st</sup> doses	Fully vaccinated
Erongo	39 788	35 220	121 682	29%	1 415	1 077
Hardap	25 914	22 416	56 741	39%	525	432
Kharas	21 197	17 729	55 489	32%	803	474
Kavango East	29 968	22 757	117 665	19%	1 231	975
Kavango West	20 888	17 572	29 228	59%	426	381
Khomas	96 566	83 965	286 641	29%	4 032	3 007
Kunene	25 284	20 838	66 499	31%	658	514
Ohangwena	27 283	23 323	164 102	14%	829	657
Omaheke	19 001	14 629	51 765	28%	374	270
Omusati	26 615	23 436	139 451	17%	977	770
Oshana	22 164	19 762	126 374	16%	1 565	1 284
Oshikoto	21 993	19 716	124 395	16%	863	740
Otjozondjupa	31 246	27 567	97 903	28%	870	630
Zambezi	7 573	6 875	63 106	11%	638	593
<b>Total</b>	<b>415 480</b>	<b>355 805</b>	<b>1 501 041</b>	<b>24%</b>	<b>15 206</b>	<b>11 804</b>

**Table 6: Summary of COVID-19 vaccine 3<sup>rd</sup> doses administered, 24 January 2022**

Region	Cumulative no. of persons vaccinated		
	Sinopharm	AstraZeneca	Pfizer
Erongo	777	80	1 791
Hardap	630	0	651
Kharas	274	24	138
Kavango East	188	2	127
Kavango West	81	0	92
Khomas	1 484	355	3 316
Kunene	475	17	260
Ohangwena	102	2	2
Omaheke	67	3	24
Omusati	361	23	215
Oshana	594	57	342
Oshikoto	370	39	104
Otjozondjupa	587	58	482
Zambezi	102	5	58
<b>Total</b>	<b>6 092</b>	<b>665</b>	<b>7 602</b>

**PUBLIC HEALTH ACTION (S)**

- The COVID-19 vaccination programme is ongoing throughout the country.
- Public Health measures continue to be enforced as the situation is closely monitored.
- The government and development partners continue to prioritize the continuation of essential health services.

**CHALLENGES**

- Slow vaccine uptake among members of the public, and circulation of anti-vaccination information.


**RECOMMENDATIONS**

- Encourage the public to get vaccinated and strengthen community health awareness to counteract anti-vaccination information in circulation.




APPROVED



INCIDENT MANAGER  
24 JANUARY 2022



SECRETARIAT

For enquiries, please contact  
**Namibia Public Health Emergency Operations Centre;**  
 [PHEOC@mhss.gov.na](mailto:PHEOC@mhss.gov.na)  
 0800 100 100  
 0851 100 100