




NAMIBIA COVID-19 SITUATION REPORT NO. 676

Outbreak Name	COVID-19 outbreak	Country affected	Namibia
Date & Time	23.01. 2022 17h00	Investigation start Date	13 March 2020
Prepared by	Surveillance Team		

HIGHLIGHTS/SITUATION UPDATE (23/01/2022)



- A total of **155 424** cases have been recorded to-date, representing **6%** of the total population (**2 550 226**).
- More female cases **82 478 (53%)** have been recorded.
- Of the total confirmed cases, **5 267 (3%)** are Health Workers, with **3** new confirmation today.
 - 4 456 (85%) State; 803 (15%) Private, 8 (0.2%) Non-Governmental Organizations.
 - 5 240 (99%) recoveries and 25 (0.5%) deaths.
- The recovery rate now stands at **93.3%**.
- Khomas and Erongo regions reported the highest number of cases with **50 736 (33%)** and **22 442 (14%)** respectively.
- Of the total fatalities, **3 601 (92%)** are COVID-19 deaths while **323 (8%)** are COVID-19 related deaths.
- The case fatality rate now stands at **2.5%**.

Table 1: Distribution of confirmed COVID-19 cases by region, 23 January 2022

Region	Total cases daily	New reported re-infections	Total No. of cases	Active cases	Recoveries	Cumulative Deaths	Cumulative deaths with co-morbidities	Non-COVID deaths	Health Workers
Erongo	10	1	22 442	3 596	18 417	424	351	5	491
Hardap	0	0	8 365	61	8 040	264	166	0	160
Karas	3	0	9 862	150	9 553	159	136	0	293
Kavango East	2	0	6 208	380	5 601	225	130	2	265
Kavango West	3	0	835	41	772	22	20	0	48
Khomas	11	0	50 736	1 363	48 476	896	701	1	1 807
Kunene	2	0	4 937	94	4 700	143	102	0	150
Ohangwena	0	1	5 919	155	5 571	191	116	2	219
Omaheke	3	1	4 809	33	4 488	287	202	1	141
Omusati	6	0	7 450	192	6 942	316	193	0	264
Oshana	0	0	10 520	164	9 973	382	234	1	605
Oshikoto	3	0	7 823	10	7 607	204	158	2	365
Otjozondjupa	5	1	12 027	101	11 642	283	193	1	336
Zambezi	19	0	3 491	177	3 186	128	74	0	123
Total	67	4	155 424	6 517	144 968	3 924	2 776	15	5 267

EPIDEMIOLOGICAL SITUATION IN NAMIBA

Table 2: The current distribution for hospitalization of confirmed cases by region, 23 January 2022

Region	Hospitalized confirmed cases		Vaccinated		Intensive Care Unit		Vaccinated	
	Current	Previous	1 st dose	2 nd dose	Current	Previous	1 st dose	2 nd dose
Erongo	23	22	1	8	3	3	0	1
Hardap	4	4	0	0	0	0	0	0
Karas	2	2	0	1	0	0	0	0
Kavango East	10	12	0	0	0	0	0	0
Kavango West	1	1	0	0	0	0	0	0
Khomas	28	32	0	1	8	11	0	1
Kunene	11	12	0	6	0	0	0	0
Oshana	29	29	1	1	0	0	0	0
Omaheke	10	10	0	0	0	0	0	0
Omusati	41	40	0	0	0	0	0	0
Oshana	28	28	0	0	1	3	0	0
Oshikoto	16	16	0	0	11	11	0	0
Otjozondjupa	8	10	0	3	0	0	0	0
Zambezi	7	7	0	0	0	0	0	0
Total	218	225	2	20	23	28	0	2

- Of the total confirmed cases, **93 972 (61%)** are in the 20-49 years age-brackets which constitutes the majority of the recorded cases.
- A total of **24 225 (16%)** of the confirmed cases are among the 5-19 years category.
- A total of **17 954 (12%)** of the confirmed cases are among the 50 - 59 years group.
- The under 5 years age group make up **3 396 (2%)** of the total cases whereas, **15 865 (10%)** are above 60 years of age.

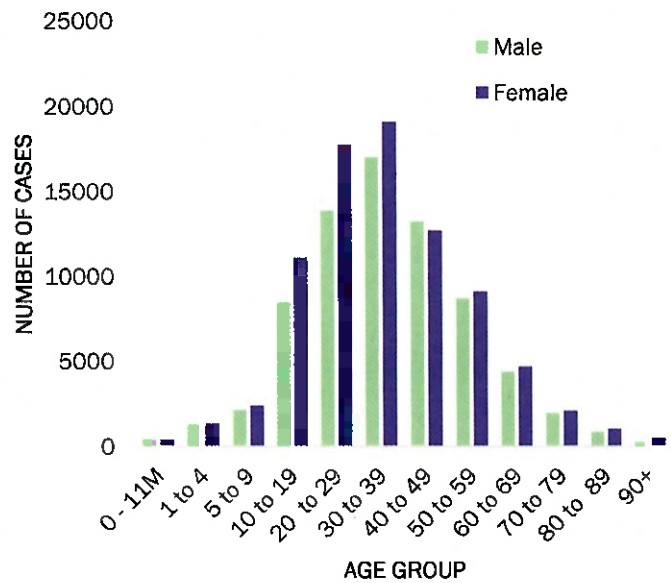


Figure 1: Age and Sex distribution of COVID-19 confirmed cases, 23 January 2022

- The laboratory testing capacity has been enhanced; with a total of twenty (20) laboratories carrying out the testing of samples: NIP, Path-Care, UNAM Molecular, Central Veterinary Laboratory, Namib Poultry, NAMDEB, NamPath, Namibia Central Pathology, DiagnoLab, High Care, Alpha Medical Laboratory, Des-Jo Medical Test Centre, ProQuest Diagnostic Laboratory, MAXI, Medlink Laboratory Services, Biotech Medical, Covisure, Star Care, Soweto Medical Center & Oshana Med Laboratory .
- To date, **913 581** tests (including **17 908** re-tests) have been conducted by authorized laboratories.
- Since the beginning of the outbreak, **163 724** contacts of confirmed cases have been identified, **61** new contacts were identified within the last 24 hours from **11** regions.
- Cumulatively, **160 712** contacts have completed their monitoring period, while **299** contacts are lost to follow-up and a total of **28 107 (18%)** contacts of confirmed cases have tested positive.
- Today, **445 (38%)** out of **1 181** active contacts were monitored.

Table 3: COVID-19 specimen recorded at the Laboratories 23 January 2022

VARIABLES	TOTAL
Total samples received by the Laboratory	913 652
Total samples tested	895 626
Total samples re-tested	17 908
Total positive results	155 424
Total negative results	740 152
Total samples discarded	117
Invalid results	0
Total pending results	0
Indeterminant/Inconclusive	38
Suspected cases in 24 hours (excluding re-tests)	1 198

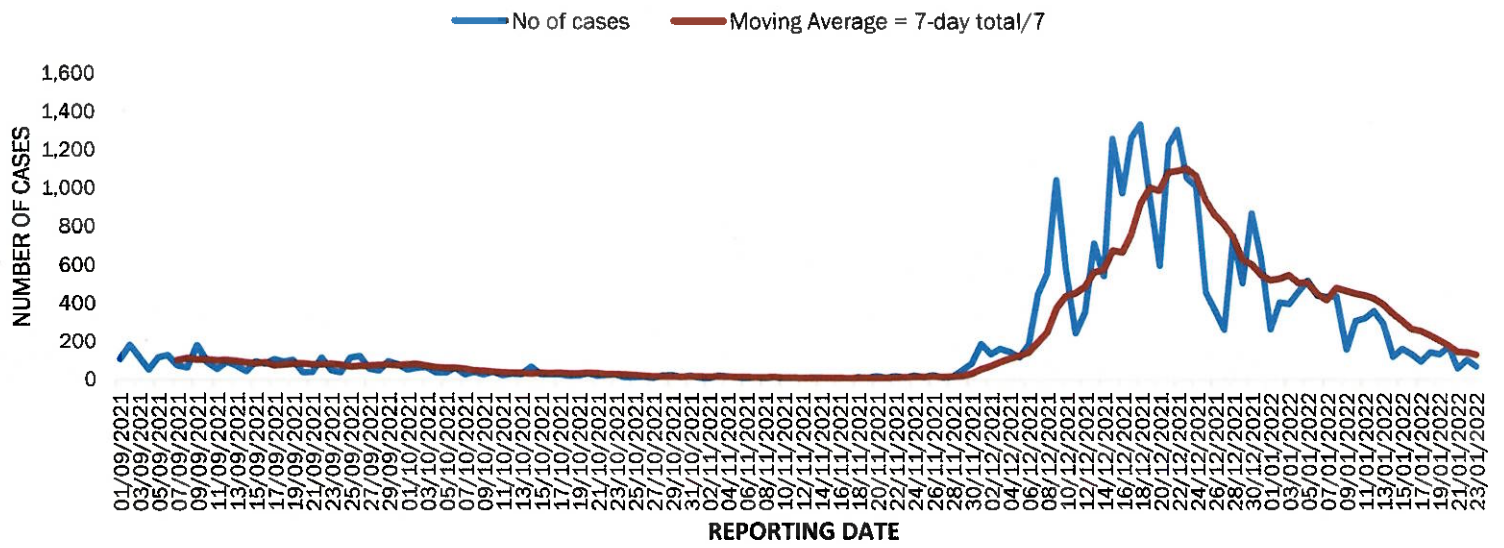


Figure 2: The 7 days moving average line chart for confirmed COVID-19 cases, 23 January 2022

- The highest peak of **12 787 (8%)** cases was recorded during week 25 of 2021 (Figure 3).
- The country has started seeing a gradual reduction in the average number of confirmed cases from 383 to 117 in epi-week 3.
- The number of cases have decreased in the last three weeks as seen in the graph.

- The National Call Center continues operations for 24 hours daily.
- Today (23/01/2022), **402** calls were answered.

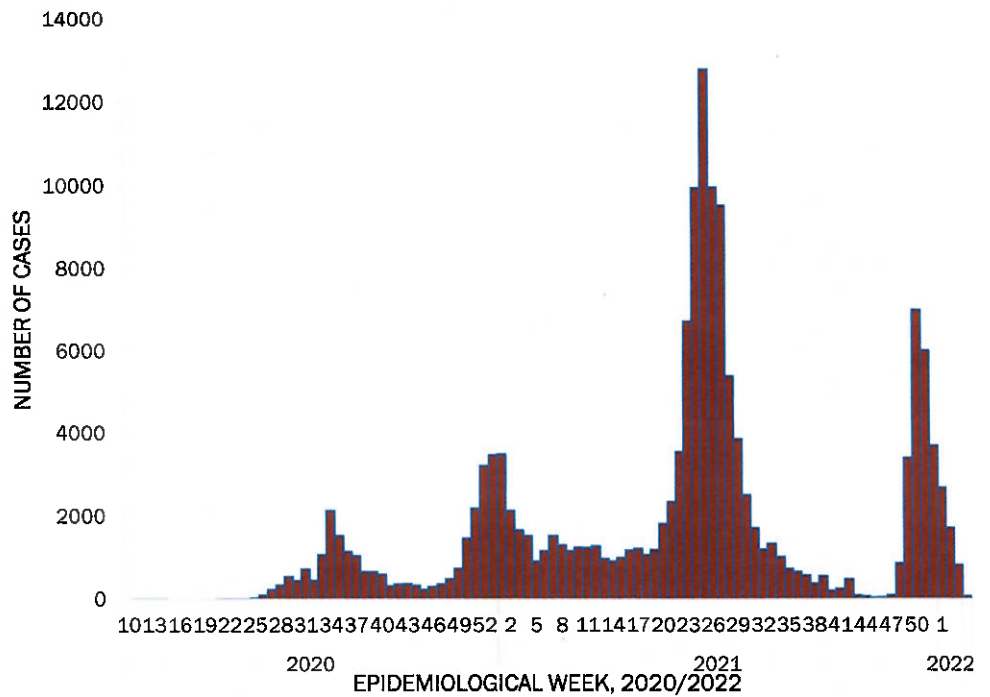


Figure 3: Epi-curve for confirmed COVID-19 cases, 23 January 2022

Table 4: Number of people in quarantine 23 January 2022

Region	Newly quarantined 24 hours	Cumulative number	Number discharged	Number in quarantine now
Erongo	0	6 949	6 947	0
Hardap	0	3 263	3 262	0
Kavango (East and West)	0	1 673	1 673	0
Khomas	0	3 753	3 753	0
Kharas	0	10 000	1 000	0
Kunene	0	6 493	6 493	0
Ohangwena	0	924	924	0
Omaheke	0	18 498	18 398	100
Omusati	0	3 847	3 781	66
Oshana	0	400	400	0
Oshikoto	0	26 770	26 692	78
Otjozondjupa	0	1 932	1 927	5
Zambezi	0	2 107	2 107	0
Total	0	86 609	77 360	249

- Since March 2020, **86 609** people have been placed into quarantine around the country.
- A total of **249** people are currently in quarantine, with no new admissions.

Table 5: Summary of COVID-19 vaccine doses administered, 23 January 2022

Region	Cumulative no. of persons vaccinated with doses of Sinopharm, AstraZeneca, Sputnik V, Pfizer and Jassen & Johnson		Targeted Population	Vaccination Coverage (%)	Cumulative no. of Healthcare Workers vaccinated with doses of Sinopharm, AstraZeneca, Sputnik V, Pfizer and Jassen & Johnson	
	1 st doses	Fully vaccinated			1 st doses	Fully vaccinated
Erongo	39 739	35 177	121 682	29%	1 415	1 077
Hardap	25 845	22 327	56 741	39%	525	432
Kharas	21 152	17 688	55 489	32%	803	474
Kavango East	29 865	22 642	117 665	19%	1 220	974
Kavango West	20 855	17 523	29 228	59%	426	381
Khomas	96 446	83 828	286 641	29%	4 019	2 999
Kunene	25 244	20 787	66 499	31%	658	514
Ohangwena	27 234	23 267	164 102	14%	826	654
Omaheke	19 001	14 629	51 765	28%	374	270
Omusati	26 587	23 406	139 451	17%	977	770
Oshana	22 122	19 699	126 374	16%	1 565	1 284
Oshikoto	21 963	19 673	124 395	16%	863	740
Otjozondjupa	31 129	27 430	97 903	28%	870	630
Zambezi	7 569	6 870	63 106	11%	633	590
Total	414 751	354 946	1 501 041	24%	15 174	11 789

Table 6: Summary of COVID-19 vaccine 3rd doses administered, 23 January 2022

Region	Cumulative no. of persons vaccinated		
	Sinopharm	AstraZeneca	Pfizer
Erongo	746	80	1 717
Hardap	580	0	625
Kharas	271	24	128
Kavango East	183	2	115
Kavango West	79	0	81
Khomas	1 458	355	3 237
Kunene	427	17	239
Ohangwena	96	2	2
Omaheke	67	3	24
Omusati	352	23	201
Oshana	564	57	314
Oshikoto	359	39	99
Otjozondjupa	545	58	433
Zambezi	95	5	54
Total	5 822	665	7 269

PUBLIC HEALTH ACTION (S)

- The COVID-19 vaccination programme is ongoing throughout the country.
- Public Health measures continue to be enforced as the situation is closely monitored.
- The government and development partners continue to prioritize the continuation of essential health services.

CHALLENGES

- Slow vaccine uptake among members of the public, and circulation of anti-vaccination information.


RECOMMENDATIONS

- Encourage the public to get vaccinated and strengthen community health awareness to counteract anti-vaccination information in circulation.

APPROVED




INCIDENT MANAGER
23 JANUARY 2022



SECRETARIAT

For enquiries, please contact
Namibia Public Health Emergency Operations Centre;

 PHEOC@mhss.gov.na

 0800 100 100

 0851 100 100