



NAMIBIA COVID-19 SITUATION REPORT NO. 674

Outbreak Name	COVID-19 outbreak	Country affected	Namibia
Date & Time	21.01. 2022 17h00	Investigation start Date	13 March 2020
Prepared by	Surveillance Team		

HIGHLIGHTS/SITUATION UPDATE (21/01/2022)

CUMULATIVE	TOTAL TODAY
Tested 910 702	Tested 801
Confirmed 155 255	Confirmed 57
Active 6 586	Active 6 586
Recovered 144 740	Recovered 142
Vaccinated	Vaccinated
1 st doses 413 419 2 nd doses 243 242 3 rd doses 13 461	1 st doses 353 2 nd doses 118 3 rd doses 307
Deaths 3 914	Death(s) 0

- A total of **155 255** cases have been recorded to-date, representing **6%** of the total population (**2 550 226**).
- More female cases **82 382 (53%)** have been recorded.
- Of the total confirmed cases, **5 261 (3%)** are Health Workers, with **5** new confirmation today.
 - 4 450 (85%) State; 803 (15%) Private, 8 (0.2%) Non-Governmental Organizations.
 - 5 240 (99%) recoveries and 25 (0.5%) deaths.
- The recovery rate now stands at **93.2%**.
- Khomas and Erongo regions reported the highest number of cases with **50 697 (33%)** and **22 415 (14%)** respectively.
- Of the total fatalities, **3 591 (92%)** are COVID-19 deaths while **323 (8%)** are COVID-19 related deaths. The case fatality rate now stands at **2.5%**.

Table 1: Distribution of confirmed COVID-19 cases by region, 21 January 2022

Region	Total cases daily	New reported re-infections	Total No. of cases	Active cases	Recoveries	Cumulative Deaths	Cumulative deaths with co-morbidities	Non-COVID deaths	Health Workers
Erongo	1	1	22 415	3 570	18 417	423	351	5	4935
Hardap	1	0	8 365	97	8 004	264	166	0	160
!Karas	1	0	9 850	189	9 502	159	136	0	293
Kavango East	9	0	6 206	378	5 601	225	130	2	264
Kavango West	2	0	832	62	748	22	20	0	47
Khomas	7	3	50 697	1 390	48 412	894	699	1	1 805
Kunene	5	0	4 930	87	4 700	143	102	0	150
Oshana	7	0	5 919	157	5 569	191	116	2	219
Omaheke	2	0	4 799	24	4 488	286	201	1	141
Omusati	11	0	7 430	224	6 895	311	192	0	259
Oshana	6	0	10 516	165	9 969	381	234	1	604
Oshikoto	0	0	7 813	0	7 607	204	158	2	365
Otjozondjupa	5	0	12 012	86	11 642	283	193	1	336
Zambezi	0	0	3 471	157	3 186	128	74	0	123
Total	57	4	155 255	6 586	144 740	3 914	2 772	15	5 261

EPIDEMIOLOGICAL SITUATION IN NAMIBA

Table 2: The current distribution for hospitalization of confirmed cases by region, 21 January 2022

Region	Hospitalized confirmed cases		Vaccinated		Intensive Care Unit		Vaccinated	
	Current	Previous	1 st dose	2 nd dose	Current	Previous	1 st dose	2 nd dose
Erongo	22	22	1	5	3	3	0	0
Hardap	4	4	0	0	0	0	0	0
Kharas	3	3	0	1	0	0	0	0
Kavango East	11	11	0	0	0	0	0	0
Kavango West	1	1	0	0	0	0	0	0
Khomas	33	33	0	2	12	12	0	0
Kunene	12	15	0	6	0	0	0	0
Ohangwena	29	29	1	1	0	0	0	0
Omaheke	10	10	0	0	0	0	0	0
Omusati	40	40	0	0	0	0	0	0
Oshana	31	34	0	0	3	2	0	0
Oshikoto	16	18	0	0	11	12	0	0
Otjozondjupa	10	12	0	3	0	0	0	0
Zambezi	7	6	0	0	0	0	0	0
Total	229	238	2	18	29	29	0	0

- Of the total confirmed cases, **93 906 (61%)** are in the 20-49 years age-brackets which constitutes the majority of the recorded cases.
- A total of **24 182 (16%)** of the confirmed cases are among the 5-19 years category.
- A total of **17 937 (12%)** of the confirmed cases are among the 50 - 59 years group.
- The under 5 years age group make up **3 389 (2%)** of the total cases whereas, **15 831 (10%)** are above 60 years of age.

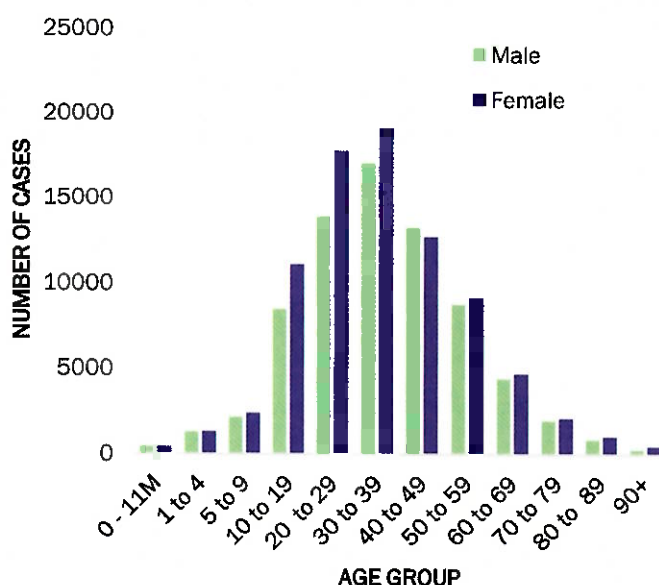


Figure 1: Age and Sex distribution of COVID-19 confirmed cases, 21 January 2022

- The laboratory testing capacity has been enhanced; with a total of twenty (20) laboratories carrying out the testing of samples: NIP, Path-Care, UNAM Molecular, Central Veterinary Laboratory, Namib Poultry, NAMDEB, NamPath, Namibia Central Pathology, DiagnoLab, High Care, Alpha Medical Laboratory, Des-Jo Medical Test Centre, ProQuest Diagnostic Laboratory, MAXI, Medlink Laboratory Services, Biotech Medical, Covisure, Star Care, Soweto Medical Center & Oshana Med Laboratory .
- To date, **910 702** tests (including **17 884** re-tests) have been conducted by authorized laboratories.
- Since the beginning of the outbreak, **163 663** contacts of confirmed cases have been identified, **62** new contacts were identified within the last 24 hours from **9** regions.
- Cumulatively, **160 569** contacts have completed their monitoring period, while **299** contacts are lost to follow-up and a total of **28 091 (18%)** contacts of confirmed cases have tested positive.
- Today, **470 (37%)** out of **1 287** active contacts were monitored.

Table 3: COVID-19 specimen recorded at the Laboratories 21 January 2022

VARIABLES	TOTAL
Total samples received by the Laboratory	910 810
Total samples tested	892 808
Total samples re-tested	17 884
Total positive results	155 255
Total negative results	737 515
Total samples discarded	117
Invalid results	0
Total pending results	0
Indeterminant/Inconclusive	37
Suspected cases in 24 hours (excluding re-tests)	797

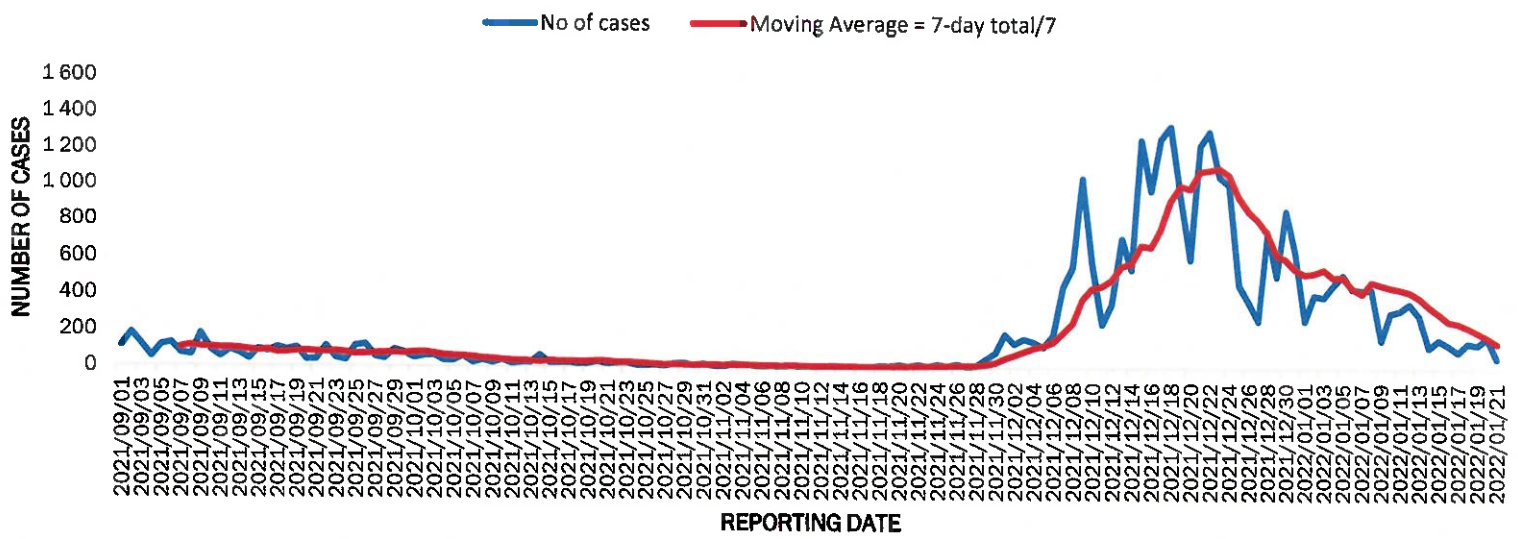


Figure 2: The 7 days moving average line chart for confirmed COVID-19 cases, 21 January 2022

- The highest peak of **12 787 (8%)** cases was recorded during week 25 of 2021 (Figure 3).
 - The country has started seeing an increase in the daily number of confirmed cases from 13 in epi-week 47 to 244 in epi-week 2.
- The National Call Center continues operations for 24 hours daily.
 - Today (21/01/2022), **400** calls were answered.

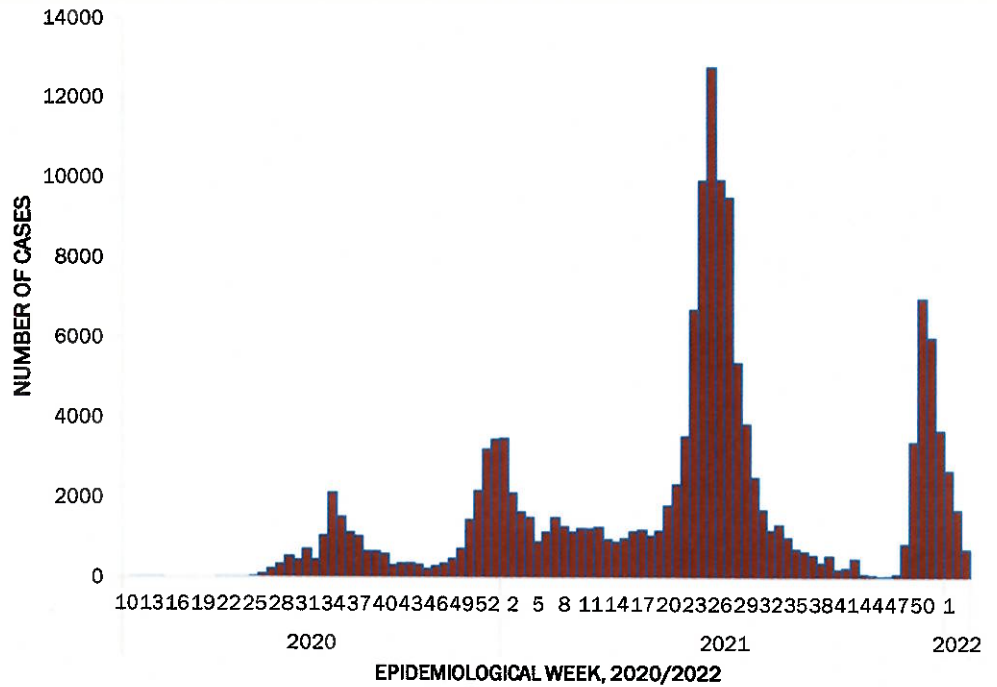


Figure 3: Epi-curve for confirmed COVID-19 cases, 21 January 2022

Table 4: Number of people in quarantine 21 January 2022

Region	Newly quarantined 24 hours	Cumulative number	Number discharged	Number in quarantine now
Erongo	0	6 949	6 947	2
Hardap	0	3 263	3 262	1
Kavango (East and West)	0	1 673	1 673	0
Khomas	0	3 753	3 753	0
Kharas	0	10 000	9 996	4
Kunene	0	6 493	6 493	0
Ohangwena	0	924	924	0
Omaheke	0	18 498	18 373	125
Omusati	0	3 847	3 767	80
Oshana	0	400	400	0
Oshikoto	18	26 770	26 692	78
Otjozondjupa	0	1 932	1 925	7
Zambezi	0	2 107	2 102	5
Total	18	86 609	86 307	302

- Since March 2020, **86 609** people have been placed into quarantine around the country.
- A total of **302** people are currently in quarantine, with **18** new admissions.

Table 5: Summary of COVID-19 vaccine doses administered, 21 January 2022

Region	Cumulative no. of persons vaccinated with doses of Sinopharm, AstraZeneca, Sputnik V, Pfizer and Jassen & Johnson		Targeted Population	Vaccination Coverage (%)	Cumulative no. of Healthcare Workers vaccinated with doses of Sinopharm, AstraZeneca, Sputnik V, Pfizer and Jassen & Johnson	
	1 st doses	Fully vaccinated			1 st doses	Fully vaccinated
Erongo	39 681	35 107	121 682	29%	1 415	1 077
Hardap	25 845	22 327	56 741	39%	525	432
Karas	21 152	17 688	55 489	32%	803	474
Kavango East	29 791	22 598	117 665	19%	1 220	974
Kavango West	20 793	17 467	29 228	59%	426	381
Khomas	96 403	83 782	286 641	29%	4 019	2 999
Kunene	25 162	20 712	66 499	31%	658	514
Ohangwena	27 234	23 267	164 102	14%	826	654
Omaheke	19 001	14 629	51 765	28%	374	270
Omusati	26 566	23 384	139 451	17%	977	770
Oshana	22 122	19 699	126 374	16%	1 565	1 284
Oshikoto	21 958	19 666	124 395	16%	863	740
Otjondjupa	31 129	27 430	97 903	28%	870	630
Zambezi	7 566	6 867	63 106	11%	633	590
Total	414 403	354 623	1 501 041	24%	15 174	11 789

Table 6: Summary of COVID-19 vaccine 3rd doses administered, 21 January 2022

Region	Cumulative no. of persons vaccinated		
	Sinopharm	AstraZeneca	Pfizer
Erongo	708	80	1 626
Hardap	580	0	625
Karas	271	24	128
Kavango East	177	2	111
Kavango West	75	0	72
Khomas	1 445	355	3 170
Kunene	404	17	231
Ohangwena	96	2	2
Omaheke	67	3	24
Omusati	347	23	194
Oshana	564	57	314
Oshikoto	342	39	99
Otjondjupa	545	58	433
Zambezi	92	5	54
Total	5713	665	7083

PUBLIC HEALTH ACTION (S)

- The COVID-19 vaccination programme is ongoing throughout the country.
- Public Health measures continue to be enforced as the situation is closely monitored.
- The government and development partners continue to prioritize the continuation of essential health services.

CHALLENGES

- Slow vaccine uptake among members of the public, and circulation of anti-vaccination information.


RECOMMENDATIONS

- Encourage the public to get vaccinated and strengthen community health awareness to counteract anti-vaccination information in circulation.




APPROVED



INCIDENT MANAGER
21 JANUARY 2022



SECRETARIAT

For enquiries, please contact
Namibia Public Health Emergency Operations Centre;
 PHEOC@mhss.gov.na
 0800 100 100
 0851 100 100