



NAMIBIA COVID-19 SITUATION REPORT NO. 672

Outbreak Name	COVID-19 outbreak	Country affected	Namibia
Date & Time	19.01. 2022 17h00	Investigation start Date	13 March 2020
Prepared by	Surveillance Team		

HIGHLIGHTS/SITUATION UPDATE (19/01/2022)

CUMULATIVE			TOTAL TODAY		
Tested 908 559			Tested 1 318		
Confirmed 155 027			Confirmed 130		
Active 6 695			Active 6 695		
Recovered 144 416			Recovered 854		
Vaccinated			Vaccinated		
1 st doses 413 419	2 nd doses 242 871	3 rd doses 12 664	1 st doses 848	2 nd doses 311	3 rd doses 596
Deaths 3 902			Death(s) 18		

- A total of **155 027** cases have been recorded to-date, representing **6%** of the total population (**2 550 226**).
- More female cases **82 265 (53%)** have been recorded.
- Of the total confirmed cases, **5 256 (3%)** are Health Workers, with **4** new confirmation today.
 - 4 445 (85%) State; 803 (15%) Private, 8 (0.2%) Non-Governmental Organizations.
 - 5 240 (99%) recoveries and 25 (0.5%) deaths.
- The recovery rate now stands at **93.2%**.
- Khomas and Erongo regions reported the highest number of cases with **50 676 (33%)** and **22 404 (14%)** respectively.
- Of the total fatalities, **3 580 (92%)** are COVID-19 deaths while **322 (8%)** are COVID-19 related deaths. The case fatality rate now stands at **2.5%**.

Table 1: Distribution of confirmed COVID-19 cases by region, 19 January 2022

Region	Total cases daily	New reported re-infections	Total No. of cases	Active cases	Recoveries	Cumulative Deaths	Cumulative deaths with co-morbidities	Non-COVID deaths	Health Workers
Erongo	38	3	22 404	3 562	18 414	423	351	5	4934
Hardap	8	0	8 364	104	7 996	264	166	0	160
Kharas	10	0	9 839	204	9 476	159	136	0	293
Kavango East	1	0	6 188	364	5 599	223	128	2	264
Kavango West	3	0	825	55	748	22	20	0	47
Khomas	15	2	50 676	1 430	48 351	894	699	1	1 802
Kunene	5	0	4 922	87	4 692	143	102	0	150
Ohangwena	5	0	5 908	146	5 569	191	116	2	219
Omaheke	0	0	4 785	18	4 481	286	201	0	141
Omusati	20	0	7 359	186	6 869	304	188	0	259
Oshana	4	1	10 499	149	9 969	380	233	1	603
Oshikoto	0	0	7 800	46	7 549	203	157	2	365
Otjozondjupa	10	0	11 987	172	11 532	282	192	1	336
Zambezi	11	1	3 471	172	3 171	128	74	0	123
Total	130	7	155 027	6 695	144 416	3 902	2 763	14	5 256

EPIDEMIOLOGICAL SITUATION IN NAMIBA

Table 2: The current distribution for hospitalization of confirmed cases by region, 19 January 2022

Region	Hospitalized confirmed cases		Vaccinated		Intensive Care Unit		Vaccinated	
	Current	Previous	1 st dose	2 nd dose	Current	Previous	1 st dose	2 nd dose
Erongo	32	31	1	7	3	3	0	0
Hardap	4	4	0	0	0	0	0	0
ǀKaras	5	5	0	1	0	0	0	0
Kavango East	9	11	0	0	0	0	0	0
Kavango West	2	2	0	0	0	0	0	0
Khomas	34	39	0	3	8	9	0	0
Kunene	15	14	0	6	0	0	0	0
Ohangwena	29	29	1	1	0	0	0	0
Omaheke	10	10	0	0	0	0	0	0
Omusati	35	37	0	0	0	0	0	0
Oshana	37	43	0	0	2	3	0	0
Oshikoto	21	16	0	0	14	7	0	0
Otjozondjupa	11	11	0	3	0	0	0	0
Zambezi	7	8	0	0	0	0	0	0
Total	251	260	2	21	27	22	0	0

- Of the total confirmed cases, **93 834 (61%)** are in the 20-49 years age-brackets which constitutes the majority of the recorded cases.
- A total of **24 126 (16%)** of the confirmed cases are among the 5-19 years category.
- A total of **17 912 (12%)** of the confirmed cases are among the 50 - 59 years group.
- The under 5 years age group make up **3 378 (2%)** of the total cases whereas, **15 768 (10%)** are above 60 years of age.

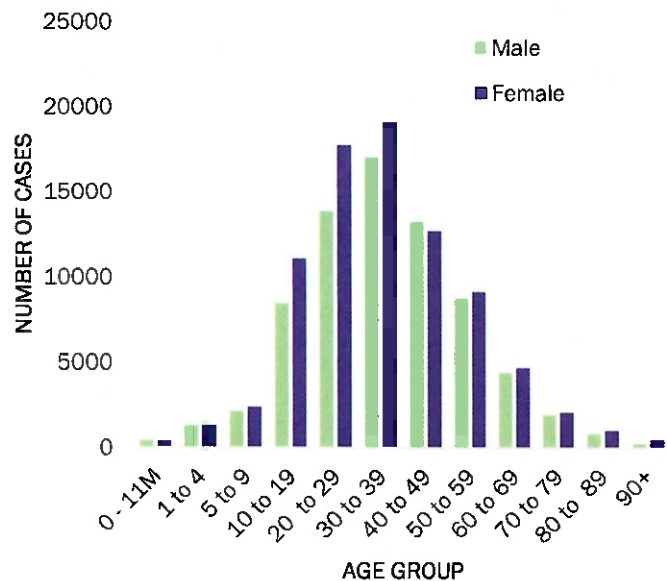


Figure 1: Age and Sex distribution of COVID-19 confirmed cases, 19 January 2022

- The laboratory testing capacity has been enhanced; with a total of twenty (20) laboratories carrying out the testing of samples: NIP, Path-Care, UNAM Molecular, Central Veterinary Laboratory, Namib Poultry, NAMDEB, NamPath, Namibia Central Pathology, DiagnoLab, High Care, Alpha Medical Laboratory, Des-Jo Medical Test Centre, ProQuest Diagnostic Laboratory, MAXI, Medlink Laboratory Services, Biotech Medical, Covisure, Star Care, Soweto Medical Center & Oshana Med Laboratory .
- To date, **908 559** tests (including **17 855** re-tests) have been conducted by authorized laboratories.
- Since the beginning of the outbreak, **163 433** contacts of confirmed cases have been identified, **345** new contacts were identified within the last 24 hours from **13** regions.
- Cumulatively, **160 330** contacts have completed their monitoring period, while **299** contacts are lost to follow-up and a total of **28 062 (18%)** contacts of confirmed cases have tested positive.
- Today, **1 079 (82%)** out of **1 322** active contacts were monitored.

Table 3: COVID-19 specimen recorded at the Laboratories 19 January 2022

VARIABLES	TOTAL
Total samples received by the Laboratory	908 665
Total samples tested	890 692
Total samples re-tested	17 855
Total positive results	155 027
Total negative results	735 629
Total samples discarded	117
Invalid results	0
Total pending results	0
Indeterminant/Inconclusive	37
Suspected cases in 24 hours (excluding re-tests)	1 246

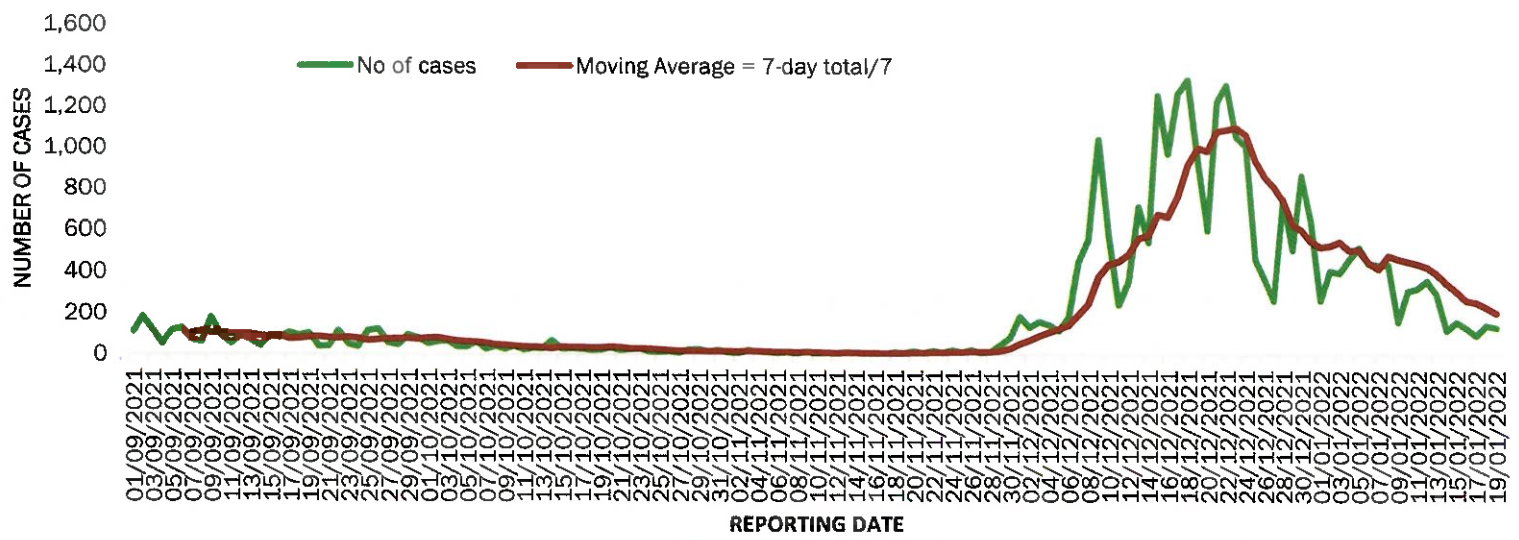


Figure 2: The 7 days moving average line chart for confirmed COVID-19 cases, 19 January 2022

- The highest peak of **12 787 (8%)** cases was recorded during week 25 of 2021 (Figure 3).
- The country has started seeing an increase in the daily number of confirmed cases from 13 in epi-week 47 to 244 in epi-week 2.

- The National Call Center continues operations for 24 hours daily.
- Today (19/01/2022), **390** calls were answered.

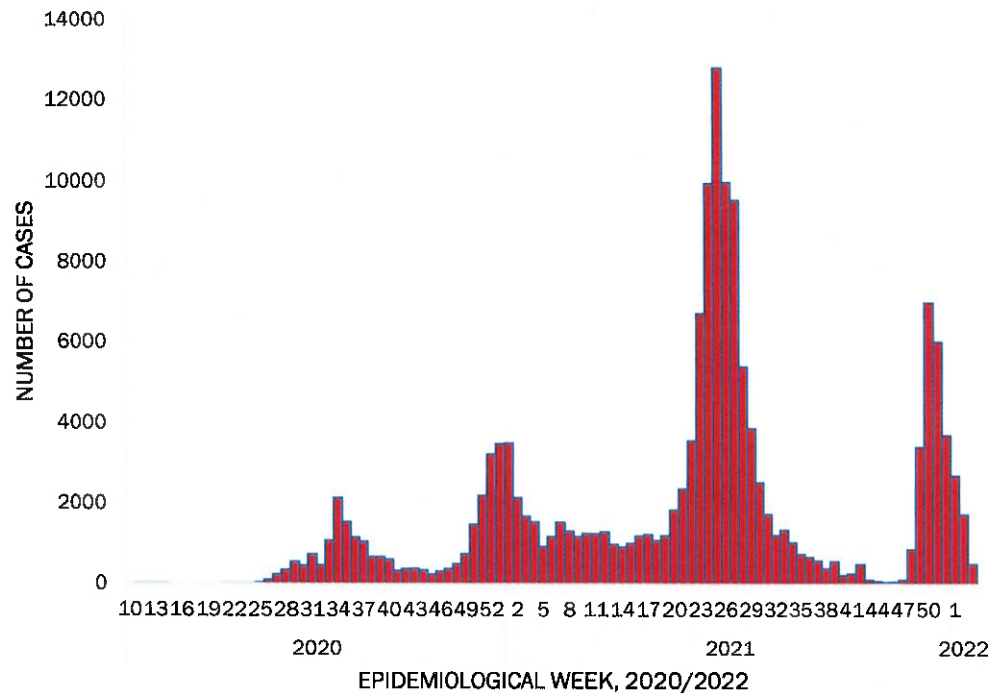


Figure 3: Epi-curve for confirmed COVID-19 cases, 19 January 2022

Table 4: Number of people in quarantine 19 January 2022

Region	Newly quarantined 24 hours	Cumulative number	Number discharged	Number in quarantine now
Erongo	0	6949	6947	2
Hardap	0	3263	3258	5
Kavango (East and West)	0	1673	1673	0
Khomas	0	3753	3749	4
Kharas	0	10000	9992	8
Kunene	0	6493	6493	0
Ohangwena	0	924	920	4
Omaheke	0	18464	18371	93
Omusati	3	3830	3723	107
Oshana	0	400	400	0
Oshikoto	48	26717	26569	148
Otjozondjupa	0	1932	1922	10
Zambezi	0	2107	2097	10
Total	51	86 505	86 114	391

- Since March 2020, **86 505** people have been placed into quarantine around the country.
- A total of **391** people are currently in quarantine, with **51** new admissions.

Table 5: Summary of COVID-19 vaccine doses administered, 19 January 2022

Region	Cumulative no. of persons vaccinated with doses of Sinopharm, AstraZeneca, Sputnik V, Pfizer and Jassen & Johnson		Targeted Population	Vaccination Coverage (%)	Cumulative no. of Healthcare Workers vaccinated with doses of Sinopharm, AstraZeneca, Sputnik V, Pfizer and Jassen & Johnson	
	1 st doses	Fully vaccinated			1 st doses	Fully vaccinated
Erongo	39 643	35 064	121 682	29%	1 415	1 077
Hardap	25 812	22 288	56 741	39%	525	432
Kharas	21 059	17 583	55 489	32%	803	474
Kavango East	29 721	22 483	117 665	19%	1 219	973
Kavango West	20 729	17 386	29 228	59%	426	380
Khomas	96 071	83 436	286 641	29%	4 019	2 999
Kunene	25 056	20 613	66 499	31%	658	514
Ohangwena	27 234	23 267	164 102	14%	826	654
Omaheke	18 949	14 573	51 765	28%	374	270
Omusati	26 534	23 357	139 451	17%	977	770
Oshana	22 092	19 659	126 374	16%	1 565	1 284
Oshikoto	21 903	19 589	124 395	16%	863	740
Otjozondjupa	31 067	27 370	97 903	28%	870	630
Zambezi	7 549	6 849	63 106	11%	633	590
Total	413 419	353 517	1 501 041	24%	15 173	11 787

Table 6: Summary of COVID-19 vaccine 3rd doses administered, 19 January 2022

Region	Cumulative no. of persons vaccinated		
	Sinopharm	AstraZeneca	Pfizer
Erongo	674	80	1 533
Hardap	567	0	614
Kharas	248	24	115
Kavango East	168	2	111
Kavango West	68	0	49
Khomas	1 340	355	2 911
Kunene	379	17	214
Ohangwena	96	2	2
Omaheke	59	3	18
Omusati	322	23	180
Oshana	540	57	298
Oshikoto	322	39	85
Otjozondjupa	529	58	420
Zambezi	90	5	47
Total	5 402	665	6 597

PUBLIC HEALTH ACTION (S)

- The COVID-19 vaccination programme is ongoing throughout the country.
- Public Health measures continue to be enforced as the situation is closely monitored.
- The government and development partners continue to prioritize the continuation of essential health services.


CHALLENGES

- Slow vaccine uptake among members of the public, and circulation of anti-vaccination information.

RECOMMENDATIONS


- Encourage the public to get vaccinated and strengthen community health awareness to counteract anti-vaccination information in circulation.

APPROVED




INCIDENT MANAGER

19 JANUARY 2022



SECRETARIAT

For enquiries, please contact
Namibia Public Health Emergency Operations Centre;
 PHEOC@mhss.gov.na
 0800 100 100
 0851 100 100