



NAMIBIA COVID-19 SITUATION REPORT NO. 646

Outbreak Name	COVID-19 outbreak	Country affected	Namibia
Date & Time	24 December 2021 17h00	Investigation start Date	13 March 2020
Prepared by	Surveillance Team		

HIGHLIGHTS/SITUATION UPDATE (24/12/2021)

CUMULATIVE	TOTAL TODAY
Tested 860 787	Tested 2 449
Confirmed 145 637	Confirmed 1 008
Active 12 509	Active 12 509
Recovered 129 505	Recovered 935
Vaccinated 1 <sup>st</sup> doses 403 426 2 <sup>nd</sup> doses 237 255 3 <sup>rd</sup> doses 4 417	Vaccinated 1 <sup>st</sup> doses 166 2 <sup>nd</sup> doses 106 3 <sup>rd</sup> doses 103
Deaths 3 610	Death(s) 2

- A daily increase of confirmed cases continue to be observed with concern and among them, majority are still not vaccinated . In the same vein we continue to observe increased hospitalized cases including those in ICU.
- A total of **145 637** cases have been recorded to-date, representing **6%** of the total population (**2 550 226**).
- More female cases **77 380 (53%)** have been recorded.
- Of the total confirmed cases, **4 979 (3%)** are Health Workers, with **33** new confirmations today.
  - 4 179 (84%) State; 792 (16%) Private, 8 (0.2%) Non-Governmental Organizations.
  - 4 579 (93%) recoveries and 25 (0.5%) deaths.
- The recovery rate now stands at **89%**.
- Khomas and Erongo regions reported the highest number of cases with **48 958 (34%)** and **21 210 (15%)** respectively.
- Of the total fatalities, **3 299 (91%)** are COVID-19 deaths while **311 (9%)** are COVID-19 related deaths.
- The case fatality rate now stands at **2.5%**.

**Table 1: Distribution of confirmed COVID-19 cases by region, 24 December 2021**

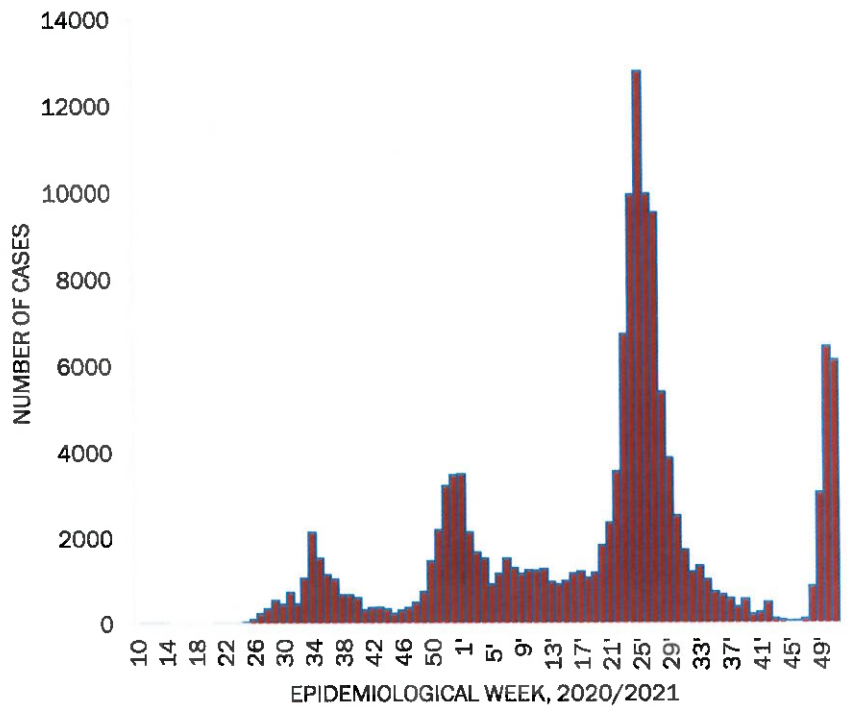
Region	Total cases daily	New reported re-infections	Total No. of cases	Active cases	Recoveries	Cumulative Deaths	Cumulative deaths with co-morbidities	Non-COVID deaths	Health Workers
Erongo	129	14	21 210	2 555	18 237	413	342	5	482
Hardap	105	6	8 080	445	7 374	261	163	0	151
Kharas	27	5	8 895	852	7 891	152	130	0	269
Kavango East	2	0	5 772	211	5 350	209	122	2	255
Kavango West	5	0	665	18	628	19	16	0	43
Khomas	224	31	48 958	5 037	43 046	874	681	1	1 748
Kunene	43	1	4 495	595	3 772	128	92	0	143
Ohangwena	28	3	5 433	261	5 011	159	97	2	192
Omaheke	18	1	4 452	258	3 937	257	177	0	137
Omusati	67	4	6 252	333	5 685	234	141	0	215
Oshana	163	15	9 769	378	9 059	331	196	1	568
Oshikoto	66	3	7 273	436	6 657	178	142	2	346
Otjozondjupa	100	5	11 186	1 008	9 902	276	187	0	320
Zambezi	31	0	3 197	122	2 956	119	67	0	110
<b>Total</b>	<b>1008</b>	<b>88</b>	<b>145 637</b>	<b>12 509</b>	<b>129 505</b>	<b>3 610</b>	<b>2 553</b>	<b>13</b>	<b>4 946</b>

# EPIDEMIOLOGICAL SITUATION IN NAMIBIA

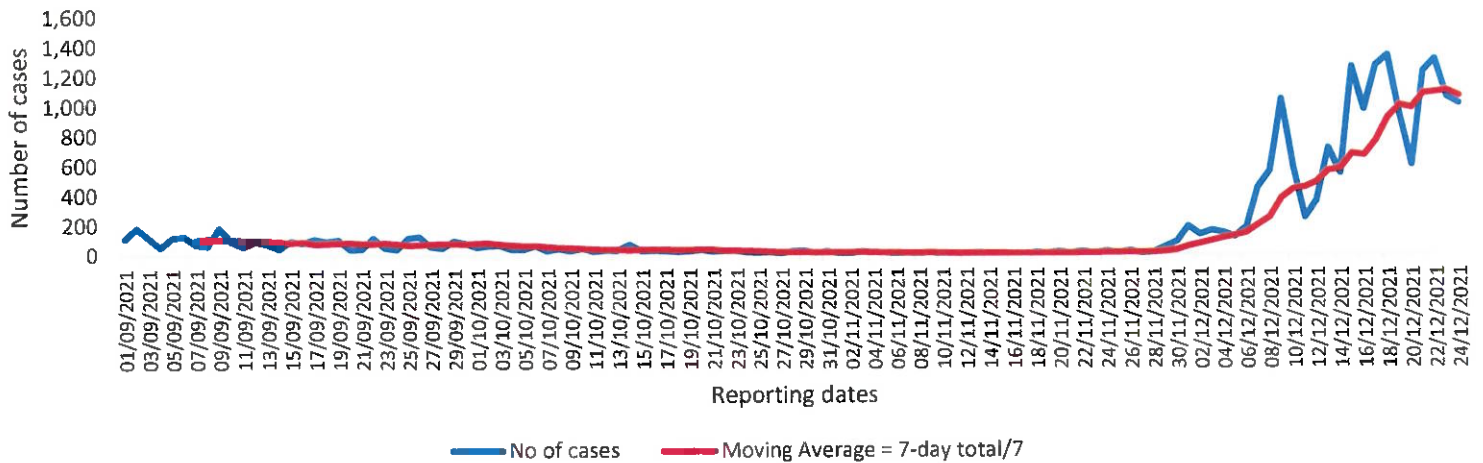
**Table 2: The current distribution for hospitalization of confirmed cases by region, 24 December 2021**

Region	Hospitalized confirmed cases		Vaccinated		Intensive Care Unit		Vaccinated	
	Current	Previous	1 <sup>st</sup> dose	2 <sup>nd</sup> dose	Current	Previous	1 <sup>st</sup> dose	2 <sup>nd</sup> dose
Erongo	29	29	0	3	0	0	0	0
Hardap	7	5	0	1	0	0	0	0
Karas	8	8	1	2	0	0	0	0
Kavango East	13	14	0	2	0	0	0	0
Kavango West	0	2	0	1	0	0	0	0
Khomas	119	116	3	16	24	22	0	3
Kunene	44	44	0	9	0	0	0	0
Oshana	15	18	0	4	0	0	0	0
Omaheke	10	10	0	0	0	0	0	0
Omusati	27	27	0	0	0	0	0	0
Oshikoto	6	2	1	1	3	1	0	0
Otjozondjupa	8	6	0	1	0	0	0	0
Zambezi	12	12	0	0	0	0	0	0
<b>Total</b>	<b>329</b>	<b>320</b>	<b>10</b>	<b>42</b>	<b>27</b>	<b>23</b>	<b>0</b>	<b>3</b>

- The highest peak of **12 787 (9%)** cases was recorded during week 25 of 2021 (Figure 1).
  - The country has started seeing an increase in the daily number of confirmed cases from 13 in epi-week 47 to 918 in epi-week 49.
- 
- The National Call Center continues operations for 24 hours daily.
  - Today (24/12/2021), **535** calls were answered.



**Figure 1: Epi-curve for confirmed COVID-19 cases, 24 December 2021**



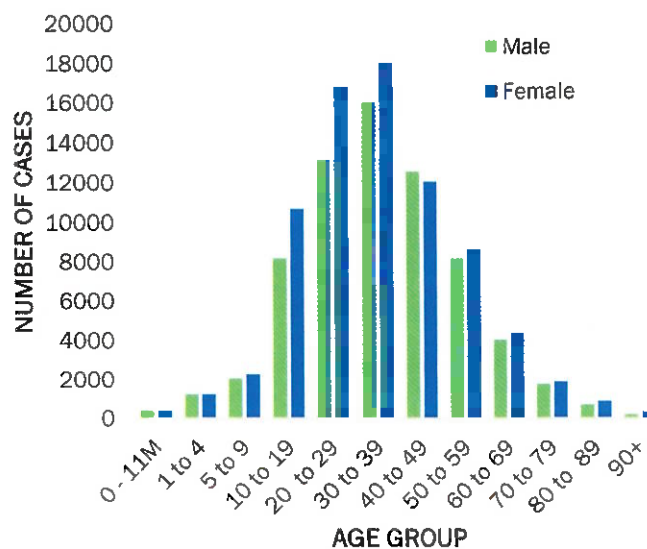
**Figure 2: The 7 days moving average line chart for confirmed COVID-19 cases, 24 December 2021**

**Table 3: COVID-19 specimen recorded at the Laboratories  
24 December 2021**

VARIABLES	TOTAL
Total samples received by the Laboratory	859 869
Total samples tested	843 162
Total samples re-tested	16 590
Total positive results	145 637
Total negative results	697 497
Total samples discarded	117
Invalid results	0
Total pending results	0
Indeterminant/Inconclusive	28
Suspected cases in 24 hours (excluding re-tests)	2 320

- The laboratory testing capacity has been enhanced; with a total of twenty (20) laboratories carrying out the testing of samples: NIP, Path-Care, UNAM Molecular, Central Veterinary Laboratory, Namib Poultry, NAMDEB, NamPath, Namibia Central Pathology, DiagnoLab, High Care, Alpha Medical Laboratory, Des-Jo Medical Test Centre, ProQuest Diagnostic Laboratory, MAXI, Medlink Laboratory Services, Biotech Medical, Covisure, Star Care, Soweto Medical Center & Oshana Med Laboratory .
- To date, **860 787** tests (including **16 590** re-tests) have been conducted by authorized laboratories.
- Since the beginning of the outbreak, **155 834** contacts of confirmed cases have been identified, **146** new contacts were identified within the last 24 hours from **6** regions.
- Cumulatively, **151 004** contacts have completed their monitoring period, while **290** contacts are lost to follow-up and a total of **26 586 (19%)** contacts of confirmed cases have tested positive.
- Today, **288 (9%)** out of **3 157** active contacts were monitored.

- Of the total confirmed cases, **88 562 (61%)** are in the 20-49 years age-brackets which constitutes the majority of the recorded cases.
- A total of **23 077 (16%)** of the confirmed cases are among the 5-19 years category.
- A total of **16 754 (12%)** of the confirmed cases are among the 50 - 59 years group.
- The under 5 years age group make up **3 160 (2%)** of the total cases whereas, **14 084 (10%)** are above 60 years of age.



**Figure 3: Age and Sex distribution of COVID-19 confirmed cases, 24 December 2021**

**Table 4: Number of people in quarantine 24 December 2021**

Region	Newly quarantined 24 hours	Cumulative number	Number discharged	Number in quarantine now
Erongo	0	6 949	6 936	13
Hardap	0	3 263	3 252	11
Kavango (East and West)	0	1 673	1 673	0
Khomas	0	3 733	3 705	28
Kharas	0	10 000	9 970	30
Kunene	0	6 493	6 493	0
Ohangwena	0	9 11	880	31
Omaheke	0	18 148	17 915	233
Omusati	0	3 720	3 486	234
Oshana	0	400	400	0
Oshikoto	64	25 412	25 240	172
Otjozondjupa	0	1 932	1 886	46
Zambezi	0	2 077	2 039	38
<b>Total</b>	<b>64</b>	<b>84 711</b>	<b>83 875</b>	<b>836</b>

- Since March 2020, **84 711** people have been placed into quarantine around the country.
- A total of **836** people are currently in quarantine, with **64** new admissions.

**Table 5: Summary of COVID-19 vaccine doses administered, 24 December 2021**

Region	Cumulative no. of persons vaccinated with doses of Sinopharm, AstraZeneca, Sputnik V, Pfizer and Jassen & Johnson		Targeted Population	Vaccination Coverage (%)	Cumulative no. of Healthcare Workers vaccinated with doses of Sinopharm, AstraZeneca, Sputnik V, Pfizer and Jassen & Johnson	
	1 <sup>st</sup> doses	Fully vaccinated			1 <sup>st</sup> doses	Fully vaccinated
Erongo	38 833	34 122	121 682	28%	1 408	1 071
Hardap	24 474	20 963	56 741	37%	524	431
Karas	20 416	16 877	55 489	30%	803	474
Kavango East	28 925	21 393	117 665	18%	1 208	954
Kavango West	20 172	16 730	29 228	57%	417	377
Khomas	94 035	80 836	286 641	28%	3 978	2 937
Kunene	24 385	19 886	66 499	30%	649	505
Ohangwena	26 925	22 807	164 102	14%	819	642
Omaheke	18 663	14 234	51 765	27%	374	270
Omusati	26 100	22 722	139 451	16%	979	771
Oshana	21 616	19 032	126 374	15%	1 565	1 284
Oshikoto	21 363	18 981	124 395	15%	863	740
Otjozondjupa	30 064	26 311	97 903	27%	870	630
Zambezi	7 455	6 703	63 106	11%	633	590
<b>Total</b>	<b>403 426</b>	<b>341 597</b>	<b>1 501 041</b>	<b>23%</b>	<b>15 090</b>	<b>11 676</b>

**Table 6: Summary of COVID-19 vaccine 3<sup>rd</sup> doses administered, 24 December 2021**

Region	Cumulative no. of persons vaccinated		
	Sinopharm	AstraZeneca	Pfizer
Erongo	346	74	538
Hardap	149	0	115
Karas	127	19	11
Kavango East	104	0	37
Kavango West	51	0	15
Khomas	560	210	787
Kunene	46	9	0
Ohangwena	44	1	1
Omaheke	19	0	4
Omusati	137	20	61
Oshana	256	54	76
Oshikoto	172	19	13
Otjozondjupa	170	43	101
Zambezi	22	2	4
<b>Total</b>	<b>2 203</b>	<b>451</b>	<b>1 763</b>

**PUBLIC HEALTH ACTION (S)**

- The COVID-19 vaccination programme is ongoing throughout the country.
- Public Health measures continue to be enforced as the situation is closely monitored.
- The government and development partners continue to prioritize the continuation of essential health services.


**CHALLENGES**

- Slow vaccine uptake among members of the public, and circulation of anti-vaccination information.

**RECOMMENDATIONS**

- Encourage the public to get vaccinated and strengthen community health awareness to counteract anti-vaccination information in circulation.

APPROVED

  
 INCIDENT MANAGER  
 24 DECEMBER 2021

  
 SECRETARIAT

For enquiries, please contact  
**Namibia Public Health Emergency Operations Centre;**  
 [PHEOC@mhss.gov.na](mailto:PHEOC@mhss.gov.na)  
 0800 100 100  
 0851 100 100