



NAMIBIA COVID-19 SITUATION REPORT NO. 639

Outbreak Name	COVID-19 outbreak	Country affected	Namibia
Date & Time	17 December 2021 17h00	Investigation start Date	13 March 2020
Prepared by	Surveillance Team		

HIGHLIGHTS/SITUATION UPDATE (17/12/2021)

CUMULATIVE

Tested 837 584

Confirmed 138 184

Active 7 220

Recovered 127 369

Vaccinated

1st doses 397 025 2nd doses 234962 3rd doses 1 514

Deaths 3 582

TOTAL TODAY

Tested 6 366

Confirmed 1 263

Active 7 220

Recovered 1 055

Vaccinated

1st doses 676 2nd doses 165 3rd doses 244

Death(s) 1

- A total of **138 184** cases have been recorded to-date, representing **5%** of the total population (**2 550 226**).
- More female cases **73 639 (53%)** have been recorded.
- Of the total confirmed cases, **4 715 (3%)** are Health Workers, with **33** new confirmations today.
 - 3 931 (83%) State; 776 (16%) Private, 8 (0.2%) Non-Governmental Organizations.
 - 4 361 (92%) recoveries and 25 (0.5%) deaths.

- The recovery rate now stands at **92.3%**.
- Khomas and Erongo regions reported the highest number of cases with **46 542 (34%)** and **20 013 (14%)** respectively.
- Of the total fatalities, **3 280 (92%)** are COVID-19 deaths while **302 (8%)** are COVID-19 related deaths. The case fatality rate now stands at **2.6%**.

Table 1: Distribution of confirmed COVID-19 cases by region, 17 December 2021

Region	Total cases daily	New reported re-infections	Total No. of cases	Active cases	Recoveries	Cumulative Deaths	Cumulative deaths with co-morbidities	Non-COVID deaths	Health Workers
Erongo	272	29	20 013	1 359	18 237	412	341	5	457
Hardap	21	1	7 811	186	7 366	259	161	0	142
Karas	109	10	8 459	474	7 833	152	130	0	266
Kavango East	0	0	5 638	78	5 349	209	122	2	255
Kavango West	1	0	651	4	628	19	16	0	43
Khomas	522	39	46 542	3 404	42 270	867	676	1	1 679
Kunene	67	5	4 000	233	3 643	124	89	0	119
Oshana	15	0	5194	65	4 971	156	97	2	170
Omaheke	48	5	4 135	130	3 752	253	174	0	124
Omusati	34	0	5 943	119	5 592	232	140	0	189
Oshana	29	1	9 339	114	8 893	331	196	1	544
Oshikoto	12	1	6 904	133	6 594	175	140	2	321
Otjozondjupa	132	10	10 478	873	9 331	274	185	0	299
Zambezi	1	0	3 077	48	2 910	119	67	0	107
Total	1263	108	138 184	7 220	127 369	3 582	2 534	13	4 715

EPIDEMIOLOGICAL SITUATION IN NAMIBIA

Table 2: The current distribution for hospitalization of confirmed cases by region, 17 December 2021

Region	Hospitalized confirmed cases		Vaccinated		Intensive Care Unit		Vaccinated	
	Current	Previous	1 st dose	2 nd dose	Current	Previous	1 st dose	2 nd dose
Erongo	19	19	1	1	0	0	0	0
Hardap	0	0	0	0	0	0	0	0
Kharas	9	10	0	2	0	0	0	0
Kavango East	7	7	0	0	0	0	0	0
Kavango West	0	0	0	0	0	0	0	0
Khomas	77	75	6	5	13	13	0	0
Kunene	22	20	0	12	0	0	0	0
Ohangwena	3	3	0	1	0	0	0	0
Omaheke	0	0	0	0	0	0	0	0
Omusati	10	10	0	0	0	0	0	0
Oshana	17	11	1	1	1	1	0	0
Oshikoto	2	2	1	1	2	0	0	0
Otjozondjupa	18	17	0	0	0	0	0	0
Zambezi	16	15	0	0	0	0	0	0
Total	200	189	9	23	16	14	0	0

➤ The highest peak of **12 787 (9%)** cases was recorded during week 25 of 2021 (Figure 1).

➤ The country has started seeing an increase in the daily number of confirmed cases from 13 in epi-week 47 to 727 in the current epi-week.

➤ The National Call Center continues operations for 24 hours daily.

➤ Today (17/12/2021), **547** calls were answered.

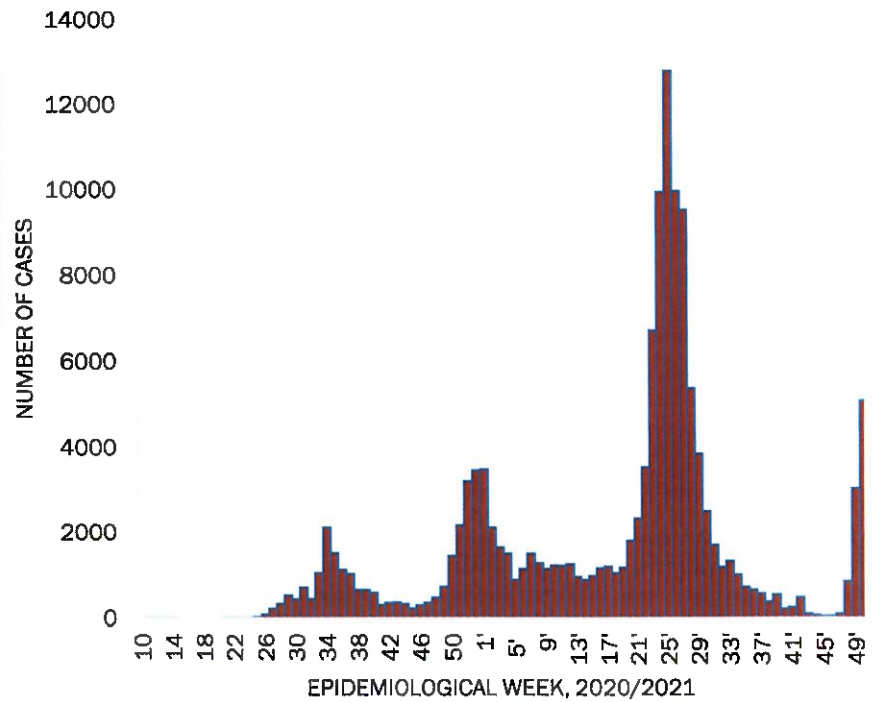


Figure 1: Epi-curve for confirmed COVID-19 cases, 17 December 2021

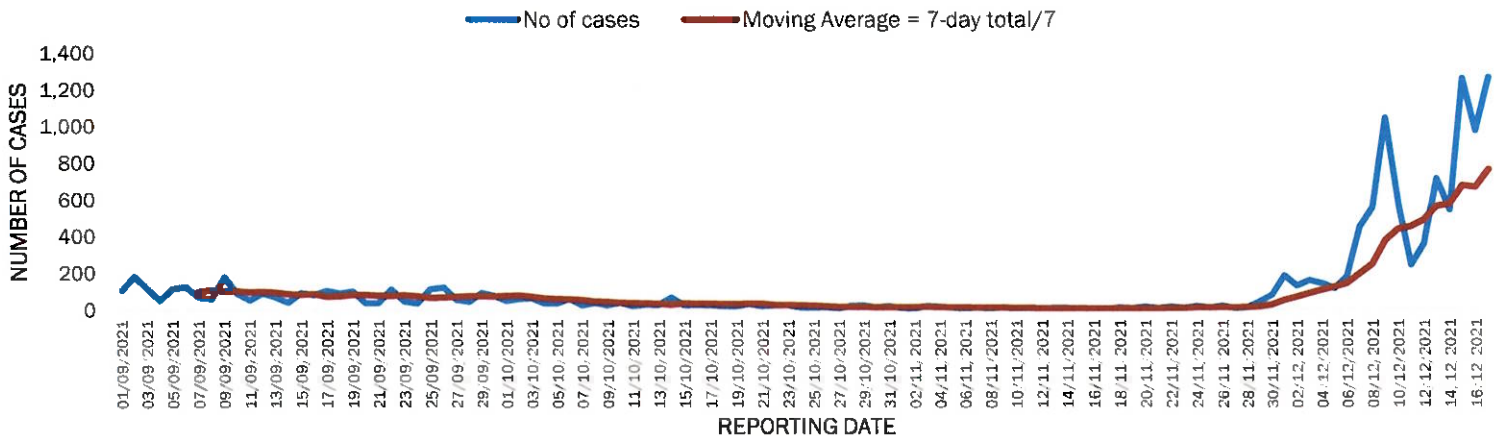


Figure 2: The 7 days moving average line chart for confirmed COVID-19 cases, 17 December 2021

**Table 3: COVID-19 specimen recorded at the Laboratories
17 December 2021**

VARIABLES	TOTAL
Total samples received by the Laboratory	837 696
Total samples tested	822 004
Total samples re-tested	15 575
Total positive results	138 184
Total negative results	683 807
Total samples discarded	117
Invalid results	0
Total pending results	0
Indeterminant/Inconclusive	13
Suspected cases in 24 hours (excluding re-tests)	6 402

- The laboratory testing capacity has been enhanced; with a total of nineteen (19) laboratories carrying out the testing of samples: NIP, Path-Care, UNAM Molecular, Central Veterinary Laboratory, Namib Poultry, NAMDEB, NamPath, Namibia Central Pathology, DiagnoLab, High Care, Alpha Medical Laboratory, Des-Jo Medical Test Centre, ProQuest Diagnostic Laboratory, MAXI, Medlink Laboratory Services, Biotech Medical, Covisure, Star Care, Soweto Medical Center .
- To date, **837 584** tests (including **15 575** re-tests) have been conducted by authorized laboratories.
- Since the beginning of the outbreak, **152 236** contacts of confirmed cases have been identified, **296** new contacts were identified within the last 24 hours from 11 regions.
- Cumulatively, **148 003** contacts have completed their monitoring period, while **290** contacts are lost to follow-up and a total of **25 968 (19%)** contacts of confirmed cases have tested positive.
- Today, **1 036 (43%)** out of **2 399** active contacts were monitored.

- Of the total confirmed cases, **83 321 (60%)** are in the 20-49 years age-brackets which constitutes the majority of the recorded cases.
- A total of **22 405 (16%)** of the confirmed cases are among the 5-19 years category.
- A total of **16 001 (12%)** of the confirmed cases are among the 50 - 59 years group.
- The under 5 years age group make up **3 038 (2%)** of the total cases whereas, **13 419 (10%)** are above 60 years of age.

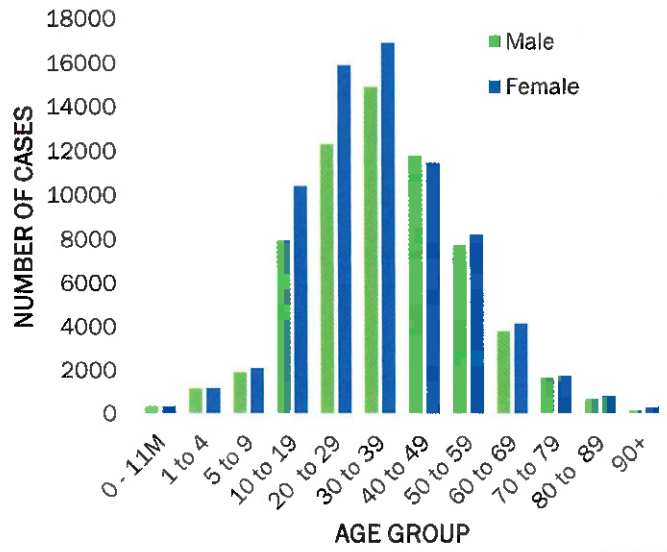


Figure 3: Age and Sex distribution of COVID-19 confirmed cases, 17 December 2021

Table 4: Number of people in quarantine 17 December 2021

Region	Newly quarantined 24 hours	Cumulative number	Number discharged	Number in quarantine now
Erongo	0	6 939	6 936	3
Hardap	0	3 255	3 252	3
Kavango (East and West)	0	1 673	1 673	0
Khomas	13	3 733	3 705	28
Kharas	0	10 000	9 949	51
Kunene	0	6 493	6 493	0
Ohangwena	0	894	880	14
Omaheke	0	18 148	17 915	233
Omusati	41	3 512	3 441	71
Oshana	0	400	400	0
Oshikoto	98	24 934	24 768	166
Otjozondjupa	0	1 932	1 880	52
Zambezi	0	2 077	2 032	45
Total	152	83 990	83 324	666

- Since March 2020, **83 990** people have been placed into quarantine around the country.
- A total of **666** people are currently in quarantine, with **152** new admissions.

Table 5: Summary of COVID-19 vaccine doses administered, 17 December 2021

Region	Cumulative no. of persons vaccinated with doses of Sinopharm, AstraZeneca, Sputnik V, Pfizer and Jassen & Johnson		Targeted Population	Vaccination Coverage (%)	Cumulative no. of Healthcare Workers vaccinated with doses of Sinopharm, AstraZeneca, Sputnik V, Pfizer and Jassen & Johnson	
	1 st doses	Fully vaccinated			1 st doses	Fully vaccinated
Erongo	38 440	33 711	121 682	28%	1 408	1 071
Hardap	24 016	20 556	56 741	36%	524	431
Kharas	20 049	16 510	55 489	30%	799	471
Kavango East	26 565	19 124	117 665	16%	1 204	952
Kavango West	19 357	16 106	29 228	55%	417	377
Khomas	93 681	80 435	286 641	28%	3 978	2 937
Kunene	24 210	19 658	66 499	30%	649	505
Ohangwena	26 703	22 514	164 102	14%	819	642
Omaheke	18 364	13 941	51 765	27%	373	269
Omusati	25 820	22 320	139 451	16%	975	767
Oshana	21 464	18 864	126 374	15%	1 560	1278
Oshikoto	21 214	18 812	124 395	15%	863	740
Otjondjupa	29 792	26 005	97 903	26%	870	630
Zambezi	7 350	6 602	63 106	10%	633	590
Total	397 025	335 158	1 501 041	22%	15 072	11 660

Table 6: Summary of COVID-19 vaccine 3rd doses administered, 17 December 2021

Region	Cumulative no. of persons vaccinated		
	Sinopharm	AstraZeneca	Pfizer
Erongo	203	0	0
Hardap	85	0	10
Kharas	80	0	0
Kavango East	67	0	0
Kavango West	23	0	0
Khomas	444	27	37
Kunene	15	0	0
Ohangwena	34	0	0
Omaheke	11	0	0
Omusati	57	0	0
Oshana	153	10	0
Oshikoto	128	5	2
Otjondjupa	112	0	0
Zambezi	11	0	0
Total	1 423	42	49

PUBLIC HEALTH ACTION (S)

- The COVID-19 vaccination programme is ongoing throughout the country.
- Public Health measures continue to be enforced as the situation is closely monitored.
- The government and development partners continue to prioritize the continuation of essential health services.

CHALLENGES


- Slow vaccine uptake among members of the public, and circulation of anti-vaccination information.

RECOMMENDATIONS


- Encourage the public to get vaccinated and strengthen community health awareness to counteract anti-vaccination information in circulation.

APPROVED


 INCIDENT-MANAGER
 17 DECEMBER 2021


 SECRETARIAT

For enquiries, please contact
Namibia Public Health Emergency Operations Centre;

 PHEOC@mhss.gov.na