



NAMIBIA COVID-19 SITUATION REPORT NO. 670

Outbreak Name	COVID-19 outbreak	Country affected	Namibia
Date & Time	17.01. 2022 17h00	Investigation start Date	13 March 2020
Prepared by	Surveillance Team		

HIGHLIGHTS/SITUATION UPDATE (17/01/2022)

CUMULATIVE	TOTAL TODAY
Tested 905 504	Tested 1 482
Confirmed 154 756	Confirmed 92
Active 7 421	Active 7 421
Recoveries 143 457	Recoveries 557
Vaccinated 1 st doses 411 797 2 nd doses 242 196 3 rd doses 11 431	Vaccinated 1 st doses 700 2 nd doses 284 3 rd doses 547
Deaths 3 864	Deaths 31

- A total of **154 756** cases have been recorded to-date, representing **6%** of the total population (**2 550 226**).
- More female cases **82 112 (53%)** have been recorded.
- Of the total confirmed cases, **5 250 (3%)** are Health Workers, with 2 new confirmation today.
 - 4 439 (85%) State; 803 (15%) Private, 8 (0.2%) Non-Governmental Organizations.
 - 5 007 (95%) recoveries and 25 (0.5%) deaths.

- The recovery rate now stands at **93%**.
- Khomas and Erongo regions reported the highest number of cases with **50 647 (33%)** and **22 360 (14%)** respectively.
- Of the total fatalities, **3 543 (92%)** are COVID-19 deaths while **321 (8%)** are COVID-19 related deaths.
- The case fatality rate now stands at **2.5%**.

Table 1: Distribution of confirmed COVID-19 cases by region, 17 January 2022

Region	Total cases daily	New reported re-infections	Total No. of cases	Active cases	Recoveries	Cumulative Deaths	Cumulative deaths with co-morbidities	Non-COVID deaths	Health Workers
Erongo	13	1	22 360	3 519	18 414	422	350	5	493
Hardap	4	0	8 342	96	7 983	263	165	0	160
Kharas	4	0	9 817	261	9 397	159	136	0	292
Kavango East	9	1	6 179	359	5 596	222	127	2	264
Kavango West	5	0	820	52	746	22	20	0	47
Khomas	14	1	50 647	1 416	48 336	894	699	1	1 801
Kunene	1	0	4 916	100	4 673	143	102	0	150
Ohangwena	8	0	5 894	153	5 551	188	114	2	218
Omaheke	0	0	4 774	574	3 937	263	182	0	140
Omusati	13	0	7 330	222	6 809	299	187	0	259
Oshana	1	0	10 481	287	9 815	378	232	1	603
Oshikoto	2	0	7 785	32	7 549	202	156	2	364
Otjozondjupa	3	0	11 960	159	11 518	282	192	1	336
Zambezi	15	1	3 451	191	3 133	127	73	0	123
Total	92	4	154 756	7 421	143 457	3 864	2 735	14	5 250

EPIDEMIOLOGICAL SITUATION IN NAMIBIA

Table 2: The current distribution for hospitalization of confirmed cases by region, 17 January 2022

Region	Hospitalized confirmed cases		Vaccinated		Intensive Care Unit		Vaccinated	
	Current	Previous	1 st dose	2 nd dose	Current	Previous	1 st dose	2 nd dose
Erongo	32	28	1	6	3	3	0	0
Hardap	4	4	0	0	0	0	0	0
Kharas	5	13	0	1	0	0	0	0
Kavango East	11	13	0	0	1	1	0	0
Kavango West	3	4	0	0	0	0	0	0
Khomas	38	33	0	4	10	10	0	0
Kunene	14	17	0	6	0	0	0	0
Oshana	29	29	1	1	0	0	0	0
Omaheke	10	10	0	0	0	0	0	0
Omusati	45	48	0	0	0	0	0	0
Oshana	44	52	0	1	3	5	0	0
Oshikoto	18	27	0	0	8	15	0	0
Otjozondjupa	8	8	0	3	0	0	0	0
Zambezi	5	11	0	0	0	0	0	0
Total	266	297	2	22	25	34	0	0

- Of the total confirmed cases, **93 705 (61%)** are in the 20-49 years age-brackets which constitutes the majority of the recorded cases.
- A total of **24 082 (16%)** of the confirmed cases are among the 5-19 years category.
- A total of **17 882 (12%)** of the confirmed cases are among the 50 - 59 years group.
- The under 5 years age group make up **3 369 (2%)** of the total cases whereas, **15 710 (10%)** are above 60 years of age.

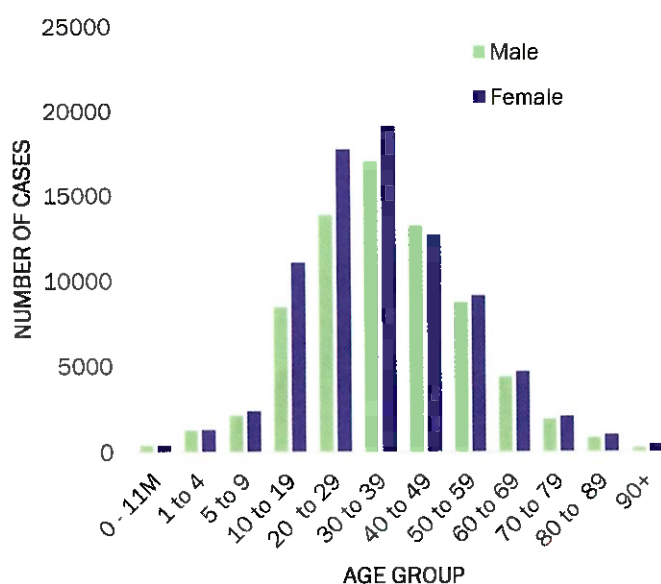


Figure 1: Age and Sex distribution of COVID-19 confirmed cases, 17 January 2022

- The laboratory testing capacity has been enhanced; with a total of twenty (20) laboratories carrying out the testing of samples: NIP, Path-Care, UNAM Molecular, Central Veterinary Laboratory, Namib Poultry, NAMDEB, NamPath, Namibia Central Pathology, DiagnoLab, High Care, Alpha Medical Laboratory, Des-Jo Medical Test Centre, ProQuest Diagnostic Laboratory, MAXI, Medlink Laboratory Services, Biotech Medical, Covisure, Star Care, Soweto Medical Center & Oshana Med Laboratory .
- To date, **904 022** tests (including **17 801** re-tests) have been conducted by authorized laboratories.
- Since the beginning of the outbreak, **162 939** contacts of confirmed cases have been identified, **232** new contacts were identified within the last 24 hours from **11** regions.
- Cumulatively, **159 693** contacts have completed their monitoring period, while **296** contacts are lost to follow-up and a total of **27 994 (18%)** contacts of confirmed cases have tested positive.
- Today, **590 (36%)** out of **1 648** active contacts were monitored.

Table 3: COVID-19 specimen recorded at the Laboratories 17 January 2022

VARIABLES	TOTAL
Total samples received by the Laboratory	905 613
Total samples tested	887 677
Total samples re-tested	17 819
Total positive results	154 756
Total negative results	732 884
Total samples discarded	117
Invalid results	0
Total pending results	0
Indeterminant/Inconclusive	37
Suspected cases in 24 hours (excluding re-tests)	1 464

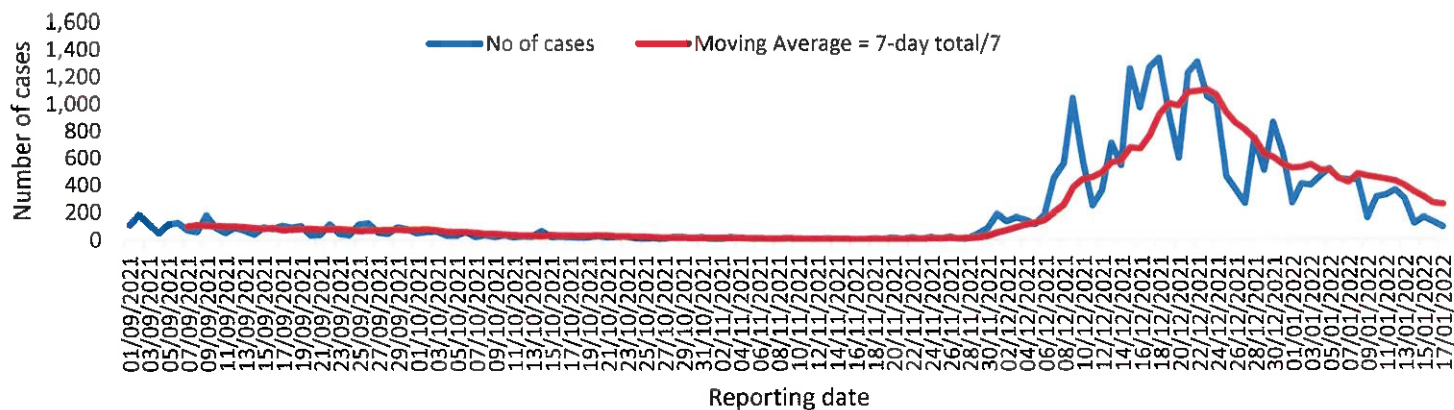


Figure 2: The 7 days moving average line chart for confirmed COVID-19 cases, 17 January 2022

➤ The highest peak of **12 787 (8%)** cases was recorded during week 25 of 2021 (Figure 3).

➤ The country has started seeing an increase in the daily number of confirmed cases from 13 in epi-week 47 to 244 in epi-week 2.

➤ The National Call Center continues operations for 24 hours daily.

➤ Today (17/01/2022), **434** calls were answered.

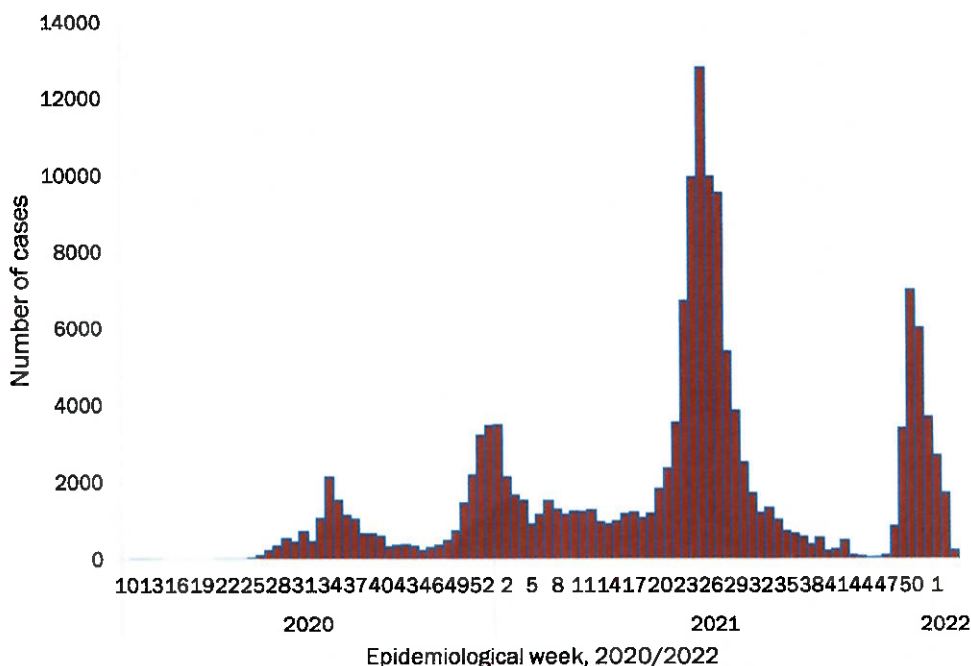


Figure 3: Epi-curve for confirmed COVID-19 cases, 17 January 2022

Table 4: Number of people in quarantine 17 January 2022

Region	Newly quarantined 24 hours	Cumulative number	Number discharged	Number in quarantine now
Erongo	0	6 949	6 947	2
Hardap	0	3 263	3 258	5
Kavango (East and West)	0	1 673	1 673	0
Khomas	0	3 753	3 745	8
Kharas	0	10 000	9 992	8
Kunene	0	6 493	6 493	0
Ohangwena	0	924	917	7
Omaheke	0	18 464	18 371	93
Omusati	24	3 822	3 722	100
Oshana	0	400	400	0
Oshikoto	76	26 628	26 486	142
Otjozondjupa	0	1 932	1 912	20
Zambezi	0	2 107	2 087	20
Total	100	86 408	86 003	405

➤ Since March 2020, **86 408** people have been placed into quarantine around the country.

➤ A total of **405** people are currently in quarantine, with **100** new admissions.

Table 5: Summary of COVID-19 vaccine doses administered, 17 January 2022

Region	Cumulative no. of persons vaccinated with doses of Sinopharm, AstraZeneca, Sputnik V, Pfizer and Jassen & Johnson		Targeted Population	Vaccination Coverage (%)	Cumulative no. of Healthcare Workers vaccinated with doses of Sinopharm, AstraZeneca, Sputnik V, Pfizer and Jassen & Johnson	
	1 st doses	Fully vaccinated			1 st doses	Fully vaccinated
Erongo	39 504	34 932	121 682	28%	1 415	1 077
Hardap	25 642	22 111	56 741	38%	525	432
Kharas	20 959	17 469	55 489	31%	803	474
Kavango East	29 464	22 188	117 665	19%	1 213	964
Kavango West	20 711	17 369	29 228	59%	426	380
Khomas	95 784	83 120	286 641	29%	4 019	2 999
Kunene	24 919	20 458	66 499	30%	658	514
Ohangwena	27 191	23 219	164 102	14%	825	651
Omaheke	18 889	14 509	51 765	28%	374	270
Omusati	26 451	23 245	139 451	16%	977	770
Oshana	22 020	19 569	126 374	15%	1 565	1 284
Oshikoto	21 825	19 500	124 395	15%	863	740
Otjozondjupa	30 898	27 197	97 903	27%	870	630
Zambezi	7 540	6 833	63 106	11%	633	590
Total	411 797	351 719	1 501 041	23%	15 166	11 775

Table 6: Summary of COVID-19 vaccine 3rd doses administered, 17 January 2022

Region	Cumulative no. of persons vaccinated		
	Sinopharm	AstraZeneca	Pfizer
Erongo	607	80	1 399
Hardap	493	0	555
Kharas	229	24	97
Kavango East	154	2	102
Kavango West	64	0	46
Khomas	1 226	355	2 676
Kunene	270	17	158
Ohangwena	83	2	1
Omaheke	49	3	13
Omusati	286	23	136
Oshana	506	57	255
Oshikoto	307	39	69
Otjozondjupa	490	58	387
Zambezi	82	5	26
Total	4 846	665	5 920

PUBLIC HEALTH ACTION (S)

- The COVID-19 vaccination programme is ongoing throughout the country.
- Public Health measures continue to be enforced as the situation is closely monitored.
- The government and development partners continue to prioritize the continuation of essential health services.

CHALLENGES

- Slow vaccine uptake among members of the public, and circulation of anti-vaccination information.


RECOMMENDATIONS

- Encourage the public to get vaccinated and strengthen community health awareness to counteract anti-vaccination information in circulation.

APPROVED



INCIDENT MANAGER
17 JANUARY 2022



SECRETARIAT

For enquiries, please contact
Namibia Public Health Emergency Operations Centre;

 PHEOC@mhss.gov.na

 0800 100 100

 0851 100 100